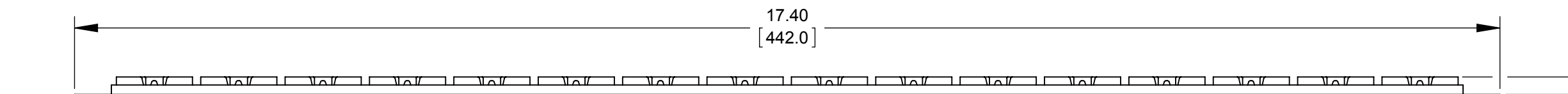
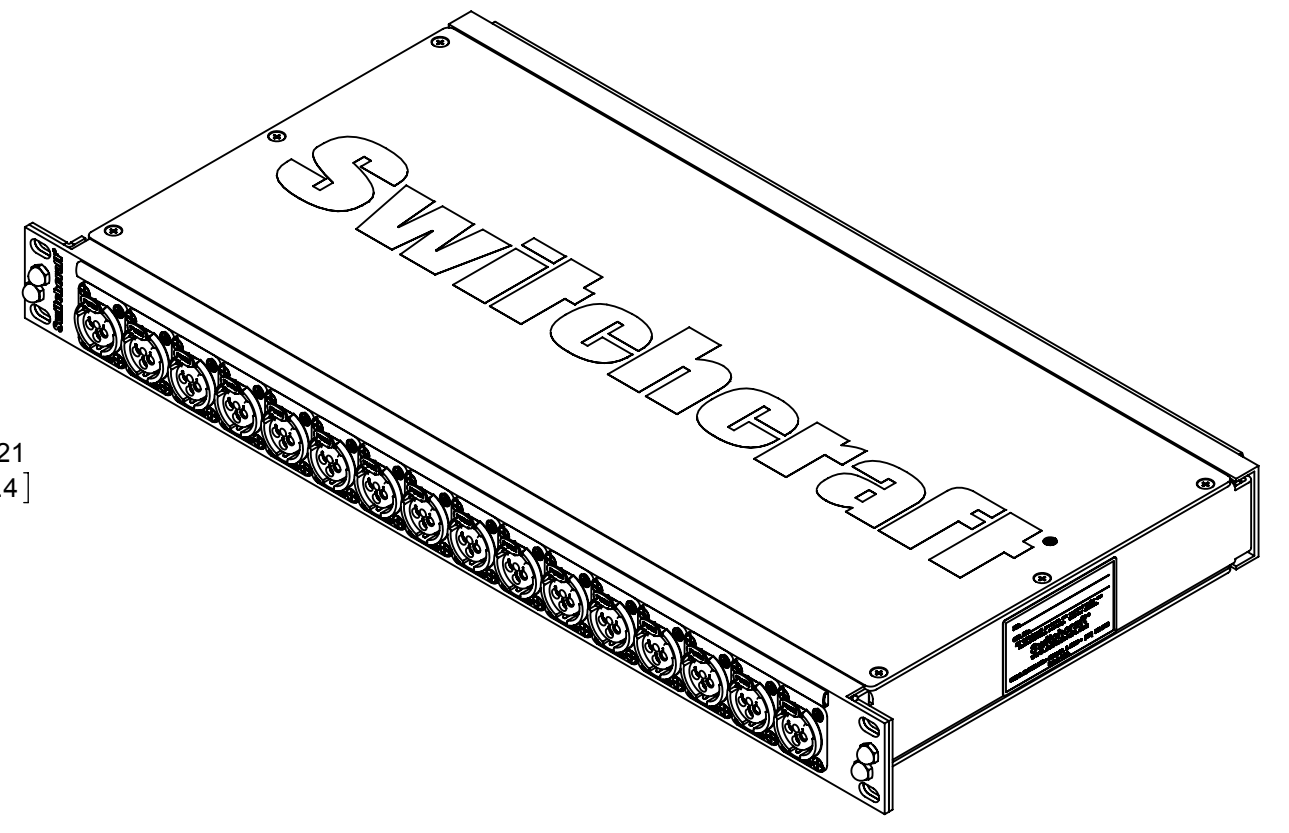


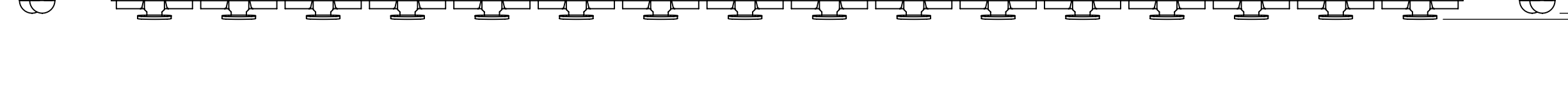
3 PIN MALE XLR (16)



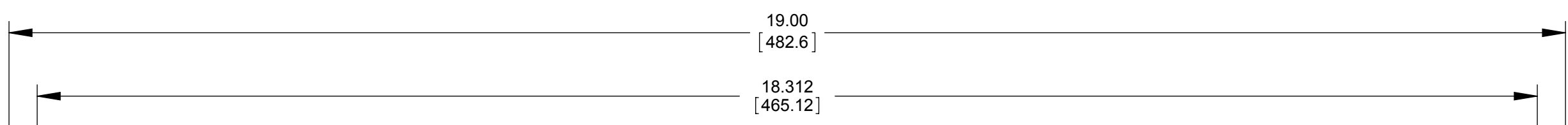
0.21 [5.4]



8.89 [225.7]

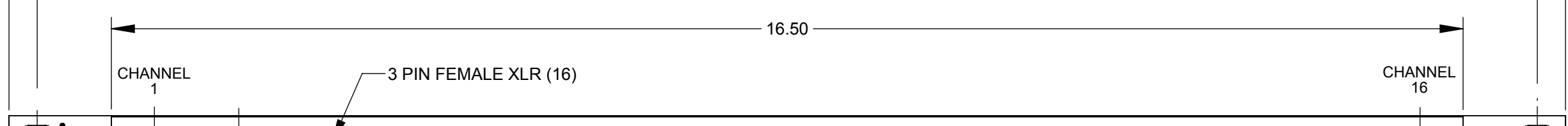


0.17 [4.4]



0.27 [6.8]

0.34 [8.7]




CHANNEL 1

3 PIN FEMALE XLR (16)

CHANNEL 16

0.27 [6.9]

0.27 [6.9]



4X 0.44 [11.2] X 0.25 [6.4] MOUNTING SLOTS

1.03 [26.2]

NOTES:
 1. MATERIALS:
 JACK PANEL:
 CHASSIS - ALUMINUM, BLUE ANODIZED
 CONNECTOR:
 SHELLS - DIECAST, NICKEL PLATED
 INSERTS - GLASS FILLED THERMOLPLASTIC, BLACK
 CONTACTS - COPPER ALLOY, SILVER PLATED
 LATCH RELEASE - STEEL, NICKEL PLATED
 2. THIS PRODUCT IS RoHS COMPLIANT.

CUSTOMER DRAWING

REV	ECO NUMBER	DATE	BY	APVD
A	27728	712-16	TO	TJK
REVISIONS				

UNLESS OTHERWISE SPECIFIED
 1. ALL DIMENSIONS IN INCHES [mm]
 - TWO PLACE DECIMALS ±0.02 [0.5]
 - THREE PLACE DECIMALS ±0.005 [0.13]
 DO NOT SCALE DRAWING

THIS DRAWING DESCRIBES A DESIGN CONSIDERED PROPRIETARY IN NATURE, DEVELOPED AND MANUFACTURED BY SWITCHCRAFT INC. AND IS RELEASED ON A CONFIDENTIAL BASIS FOR IDENTIFICATION PURPOSES ONLY.				
SIZE	WIDTH	MULT	LBS/M	TEMPER
FINISH		MATERIAL		
SPEC No.		SPEC No.		
FIRST USED ON		SCALE		
		1:1.5		
DATE DRAWN	BY	CHKD	APVD	Switchcraft®
06/23/16	TS	TS	TJK	
NAME		PART No.		REV
16 FEMALE XLR TO 16 MALE XLR, RoHS		PT16FX16M		A

SolidWorks CAD File