



EMC Ferrites

Inductors

Transformer

RF Components

Circuit Protection

EMI Material and D-SUB Filters

Search

Reference word / Order code

RF Inductors

LTCC Components

Design Kits for RF Components

Design Kit for GPS Applications

Order Code: 748150

Parameter Search

Tool Box

Order the Catalogue

Order Free Samples

Speedy Design Service

Order the Trilogy of Inductors

Order Design Kits

RoHS Information

Certified Quality

Electrical properties

WE-MCA

| Order Code | frequency range (MHz) | Peak Gain (dBi) | Average Gain (dBi) | Impedance (Ω) | VSWR |
|-------------|-----------------------|-----------------|--------------------|------------------------|------|
| 7488910157_ | 1555-1595 | - 1.0 | - 3.0 | 50 | 2.0 |

Electrical properties

WE-LPF

| Order Code | frequency range (MHz) | Insertion Loss (dB) | Attenuation I (dB) | Attenuation II (dB) | Attenuation III (dB) | VSWR |
|------------|-----------------------|---------------------|--------------------|---------------------|----------------------|------|
| 748111017 | 1710-1910 | 0.6 | 30 | 25 | 20 | 1.7 |
| 748111018 | 1850-1910 | 0.6 | 27 | 19 | | 1.7 |

Electrical properties

WE-BAL

| Order Code | frequency range (MHz) | unbalanced impedance (Ω) | Balanced impedance (Ω) | Insertion Loss (dB) | Phase imbalance ($^{\circ}$) | Amplitude imbalance (dB) | VSWR |
|------------|-----------------------|-----------------------------------|---------------------------------|---------------------|--------------------------------|--------------------------|------|
| 748421185 | 1700-2000 | 50 | | 0,79 | | | 1,51 |
| 748422144 | 1400-1500 | 50 | 200 | 1.0 | 180 | 2 | 1.45 |
| 748422185 | 1700-2000 | 50 | | 0,82 | | | 1,4 |
| 748425160 | 1500-1700 | 50 | 50 | 0.75 | 180 | 2 | 1.35 |
| 748425185 | 1700-2000 | 50 | | 0,66 | | | |













Electrical properties

WE-MK

| Order Code | Inductance (nH) | Tolerance Inductance | Testcondition Inductance | Q Factor | Testcondition Q Factor | Self Resonant Frequency (MHz) | Rated Current (mA) | DC Resistance (Ω) |
|------------|-----------------|----------------------|--------------------------|----------|------------------------|-------------------------------|--------------------|----------------------------|
| 74478401 | 1.0 | $\pm 0,3nH$ | 100 MHz | 8 | 100 MHz | 15000 | 300 | 0.12 |
| 744784012 | 1.2 | $\pm 0,3nH$ | 100 MHz | 8 | 100 MHz | 15000 | 300 | 0.12 |
| 744784018 | 1.8 | $\pm 0,3nH$ | 100 MHz | 8 | 100 MHz | 14000 | 300 | 0.14 |
| 74478402 | 2.0 | $\pm 0,3nH$ | 100 MHz | 8 | 100 MHz | 12000 | 300 | 0.16 |
| 744784022 | 2.2 | $\pm 0,3nH$ | 100 MHz | 8 | 100 MHz | 12000 | 300 | 0.16 |
| 744784027 | 2.7 | $\pm 0,3nH$ | 100 MHz | 8 | 100 MHz | 9500 | 300 | 0.17 |

Deutsch

English

| | | | | | | | | | |
|---|-----------|-----|---------|---------|---|---------|-------|-----|------|
|  | 744784030 | 3 | ± 0,3nH | | | | 9000 | 300 | 0,17 |
|  | 744784033 | 3.3 | ± 0,3nH | 100 MHz | 8 | 100 MHz | 8500 | 300 | 0.19 |
|  | 744784039 | 3.9 | ± 0,3nH | 100 MHz | 8 | 100 MHz | 7000 | 300 | 0.22 |
|  | 74478601 | 1.5 | ± 0,3nH | 100 MHz | 8 | 100 MHz | 17000 | 600 | 0.10 |
|  | 744786010 | 1.0 | ± 0,3nH | 100 MHz | 8 | 100 MHz | 17000 | 600 | 0.10 |
|  | 744786011 | 1.8 | ± 0,3nH | 100 MHz | 8 | 100 MHz | 13000 | 600 | 0.15 |
|  | 744786012 | 1.2 | ± 0,3nH | 100 MHz | 8 | 100 MHz | 17000 | 600 | 0.10 |
|  | 74478602 | 2.2 | ± 0,3nH | 100 MHz | 8 | 100 MHz | 12000 | 600 | 0.15 |
|  | 744786022 | 2.7 | ± 0,3nH | 100 MHz | 8 | 100 MHz | 8600 | 600 | 0.20 |
|  | 74478603 | 3.3 | ± 0,3nH | 100 MHz | 8 | 100 MHz | 6500 | 600 | 0.25 |
|  | 744786033 | 3.9 | ± 0,3nH | 100 MHz | 8 | 100 MHz | 6300 | 600 | 0.25 |
|  | 74478604 | 4.7 | ± 0,3nH | 100 MHz | 8 | 100 MHz | 5400 | 600 | 0.30 |

- To [Parameter Search](#)
- Please contact our [24h eMail hotline](#) for questions and feedback

[PRINT PAGE](#)

[BACK](#)