

917687-4 ✓ ACTIVE

AMP | AMP Signal Double Lock

TE Internal #: 917687-4


Housing, Plug, Wire-to-Wire, 3 Position, .098 in [2.5 mm] Centerline, Crimp, 1 Row, Yellow, Mating Retention, Wire & Cable, AMP Signal Double Lock

[View on TE.com >](#)



Connectors > PCB Connectors > Wire-to-Board Connectors > Wire-to-Board Connector Assemblies & Housings >

STD Temp Signal Double Lock Plug



Connector Product Type: **Housing**

Connector & Housing Type: **Plug**

Connector System: **Wire-to-Wire**

Number of Positions: **3**

Centerline (Pitch): **2.5 mm [ .098 in ]**

[All STD Temp Signal Double Lock Plug \(35\)](#)

## Features

### Product Type Features

Connector Product Type	Housing
Connector & Housing Type	Plug
Connector System	Wire-to-Wire
Sealable	No
Connector & Contact Terminates To	Wire & Cable

### Configuration Features

Number of Positions	3
Number of Rows	1

### Electrical Characteristics

Operating Voltage	250 VAC
-------------------	---------

### Body Features

--	--



Primary Product Color	Yellow
-----------------------	--------

### Contact Features

Contact Layout	Inline
Contact Type	Socket
Contact Current Rating (Max)	3 A

### Termination Features

Termination Method to Wire & Cable	Crimp
------------------------------------	-------

### Mechanical Attachment

Strain Relief	Without
Mating Retention Type	Latch
Mating Retention	With
Connector Mounting Type	Cable Mount (Free-Hanging)

### Housing Features

Housing Material	Nylon 6/6
Centerline (Pitch)	2.5 mm [.098 in]

### Dimensions

	11 in
Wire Size	.518 mm <sup>2</sup>

### Usage Conditions

Operating Temperature Range	-30 – 105 °C [-22 – 221 °F]
-----------------------------	-----------------------------

### Operation/Application

Circuit Application	Power & Signal
---------------------	----------------

### Industry Standards

Glow Wire Rating	Glow Wire
UL Flammability Rating	UL 94V-0

### Packaging Features

Packaging Quantity	400
Packaging Method	Bag & Box

### Product Compliance

[For compliance documentation, visit the product page on TE.com>](#)




EU RoHS Directive 2011/65/EU	Compliant
EU ELV Directive 2000/53/EC	Compliant
China RoHS 2 Directive MIIT Order No 32, 2016	No Restricted Materials Above Threshold
EU REACH Regulation (EC) No. 1907/2006	Current ECHA Candidate List: JUNE 2023 (235) Candidate List Declared Against: JUNE 2023 (235) Does not contain REACH SVHC
Halogen Content	Low Halogen - Br, Cl, F, I < 900 ppm per homogenous material. Also BFR/CFR/PVC Free
Solder Process Capability	Not applicable for solder process capability

Product Compliance Disclaimer


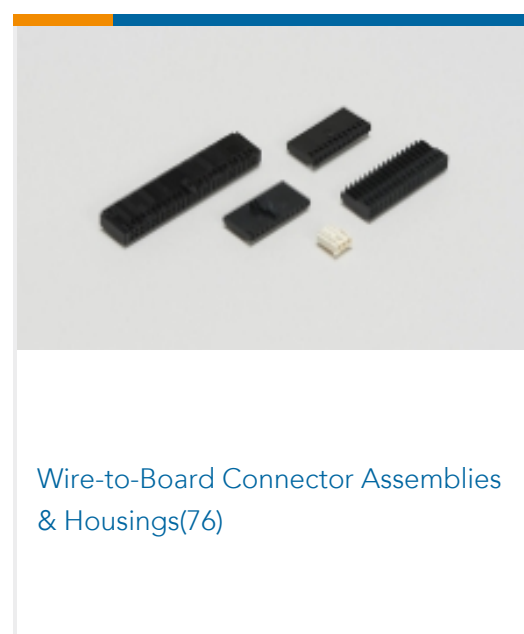

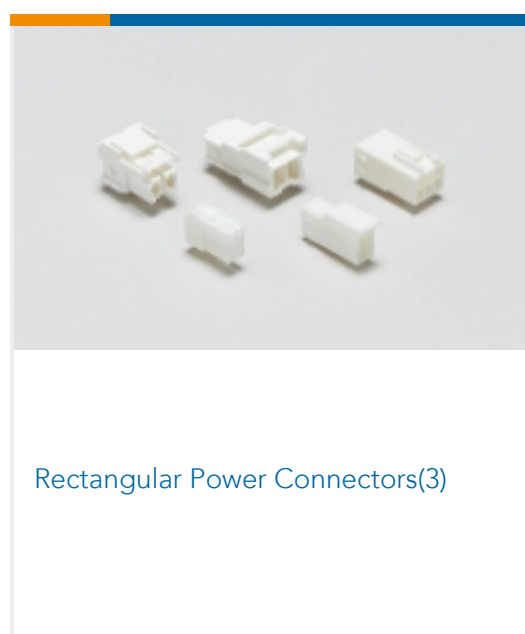




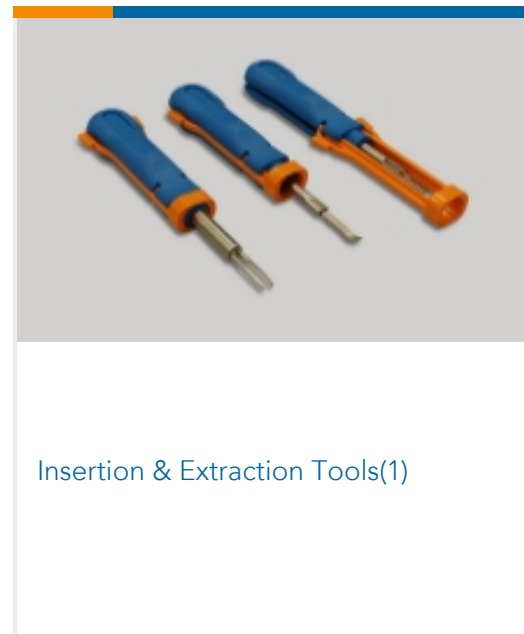


This information is provided based on reasonable inquiry of our suppliers and represents our current actual knowledge based on the information they provided. This information is subject to change. The part numbers that TE has identified as EU RoHS compliant have a maximum concentration of 0.1% by weight in homogenous materials for lead, hexavalent chromium, mercury, PBB, PBDE, DBP, BBP, DEHP, DIBP, and 0.01% for cadmium, or qualify for an exemption to these limits as defined in the Annexes of Directive 2011/65/EU (RoHS2). Finished electrical and electronic equipment products will be CE marked as required by Directive 2011/65/EU. Components may not be CE marked. Additionally, the part numbers that TE has identified as EU ELV compliant have a maximum concentration of 0.1% by weight in homogenous materials for lead, hexavalent chromium, and mercury, and 0.01% for cadmium, or qualify for an exemption to these limits as defined in the Annexes of Directive 2000/53/EC (ELV). Regarding the REACH Regulation, the information TE provides on SVHC in articles for this part number is based on the latest European Chemicals Agency (ECHA) 'Guidance on requirements for substances in articles' posted at this URL: <https://echa.europa.eu/guidance-documents/guidance-on-reach>

## Compatible Parts

 <p>TE Part # CAT-SI261-R2435 Signal Double Lock Receptacle</p>	 <p>TE Part # 917723-1 2.5 SIGNAL D/LOCK HDR ASSY 3P</p>	 <p>TE Part # 917895-1 2.5 S.D.L STD V 3P HDR ON/TAPE</p>	 <p>TE Part # 917781-1 2.5 S.D.L POST/HDR ASY 3P STD</p>
 <p>TE Part # 917699-2 2.5 SIGNAL DBL LOCK D.L.P 3P R</p>	 <p>TE Part # CAT-SI261-C1701 STD Temp Signal Double Lock Cap</p>	 <p>TE Part # 1-917781-1 2.5MM SDL-LOCT,,3P HDR AS</p>	 <p>TE Part # 2-917723-1 2.5 S.D.L HDR ASSY 3P H-PRO</p>



### Also in the Series | AMP Signal Double Lock



### Customers Also Bought




TE Part #316086-1  
2.5 SIGNAL D/LOCK CAP HSG 2P



TE Part #794407-1  
MINI UNML SCKT 20-16 AWG SN



TE Part #172074-1  
187 HSG. PLMKII REC. NAT



TE Part #2005248-1  
PDL 2P CAP 3.96 F/H(GWT) NAT



TE Part #170037-2  
187 FASTON, REC., 20-16 AWG, TPBR



TE Part #170327-1  
250 PL MKII REC. 22-18AWG TPBR



TE Part #737440-2  
250 FASTON REC 17-14 AWG TPBR

## Documents

### Product Drawings

#### 2.5 S.D.L PLUG HSG 3P YELLOW

English

### CAD Files

#### 3D PDF

3D

#### Customer View Model

[ENG\\_CVM\\_CVM\\_917687-4\\_K.2d\\_dxf.zip](#)

English

#### Customer View Model

[ENG\\_CVM\\_CVM\\_917687-4\\_K.3d\\_igs.zip](#)

English

#### Customer View Model

[ENG\\_CVM\\_CVM\\_917687-4\\_K.3d\\_stp.zip](#)

English

By downloading the CAD file I accept and agree to the [Terms and Conditions](#) of use.

### Datasheets & Catalog Pages

#### SOFT\_SHELL\_PIN\_AND\_SOCKET\_CONNECTORS\_CATALOG

English

#### 1773458-3\_2.5MM\_SIGNAL\_DOUBLE\_LOCK\_CONNECTORS

English

### Product Environmental Compliance

#### Product Compliance

English

917687-4

Housing, Plug, Wire-to-Wire, 3 Position, .098 in [2.5 mm] Centerline, Crimp, 1 Row, Yellow, Mating Retention, Wire & Cable, AMP Signal Double Lock



## Product Compliance

English