

## 783 MHz Antenna

P/N 0783AT43A0008

Detail Specification: 10/01/09

Page 1 of 3

### General Specifications

Part Number	0783AT43A0008
Frequency Range	779 - 787 MHz
Peak Gain	-2.0 dBi typ. (XZ-total)
Average Gain	-5.0 dBi typ. (XZ-total)
Return Loss	9.5 dB min.
Impedance	50 Ω
Input Power	2W max.

Operating Temperature	-40 to +85°C
Storage Temperature Range	+5 ~ +35 °C, Humidity 45~75%RH, 12 mos. max
Reel Quantity	1,000

No.	Function	Terminal Configuration
1	Feeding Point	
2	NC	

### Mechanical Dimensions

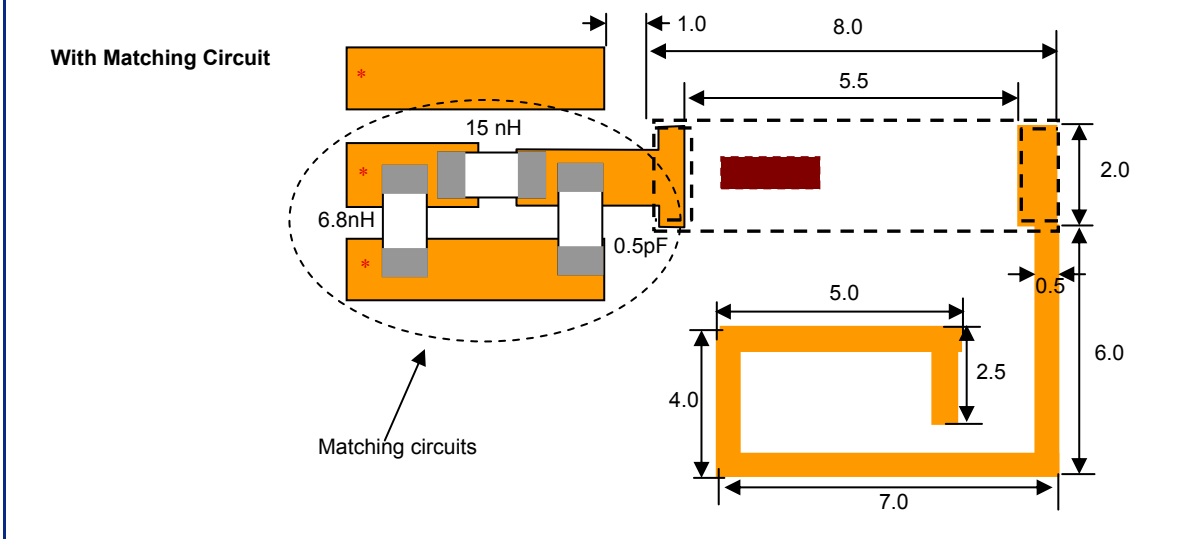
	In	mm
L	0.276 ± 0.008	7.00 ± 0.20
W	0.079 ± 0.008	2.00 ± 0.20
T	0.031 +.004/-0.008	0.80 +0.1/-0.2
a	0.020 ± 0.012	0.50 ± 0.30

### Mounting Considerations

Mount these devices with brown mark facing up. Units: mm

\* Line width should be designed to provide 50 Ω impedance matching characteristics.

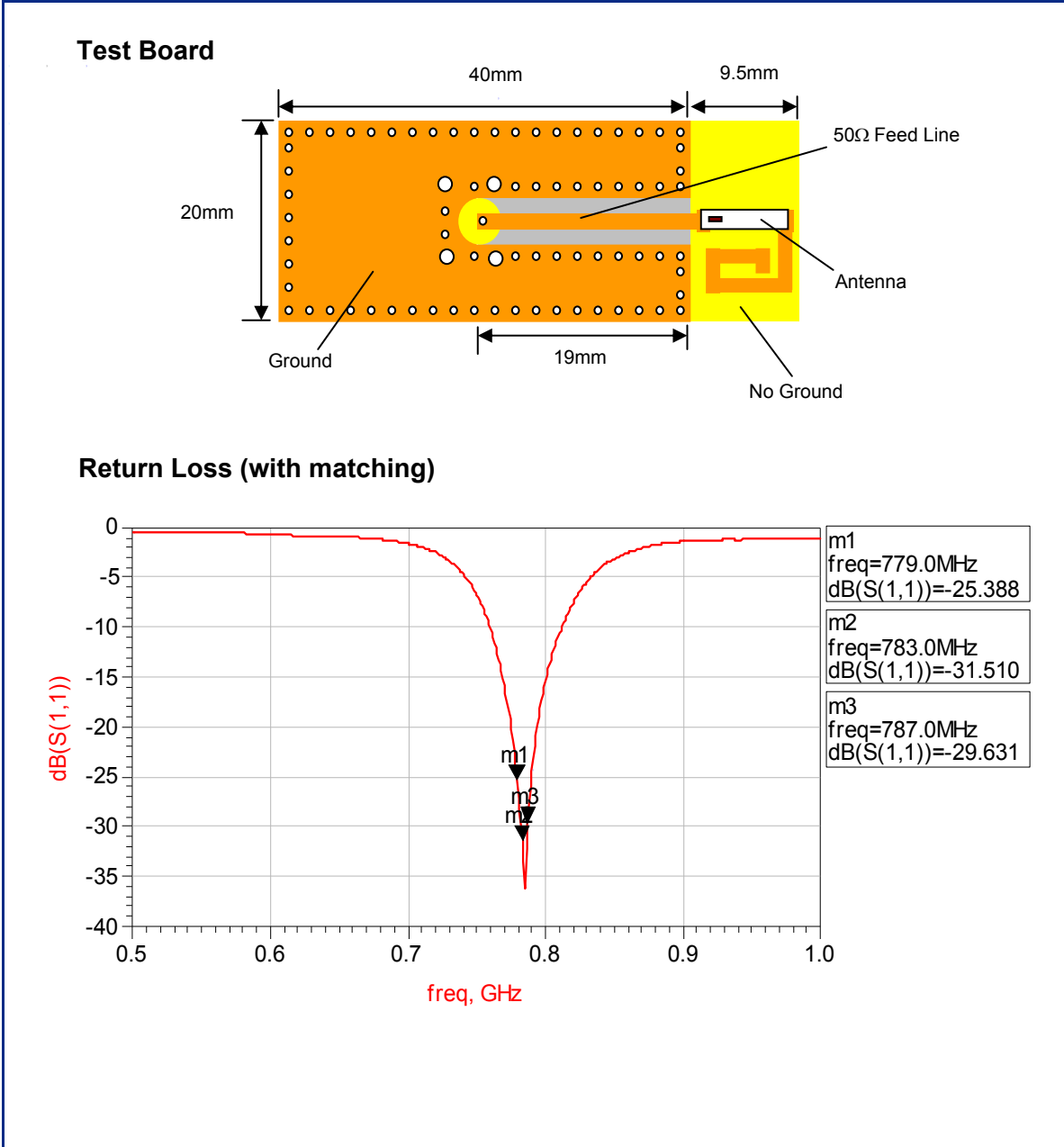
Matching circuit and component values will be different, depending on PCB layout



Johanson Technology, Inc. reserves the right to make design changes without notice.

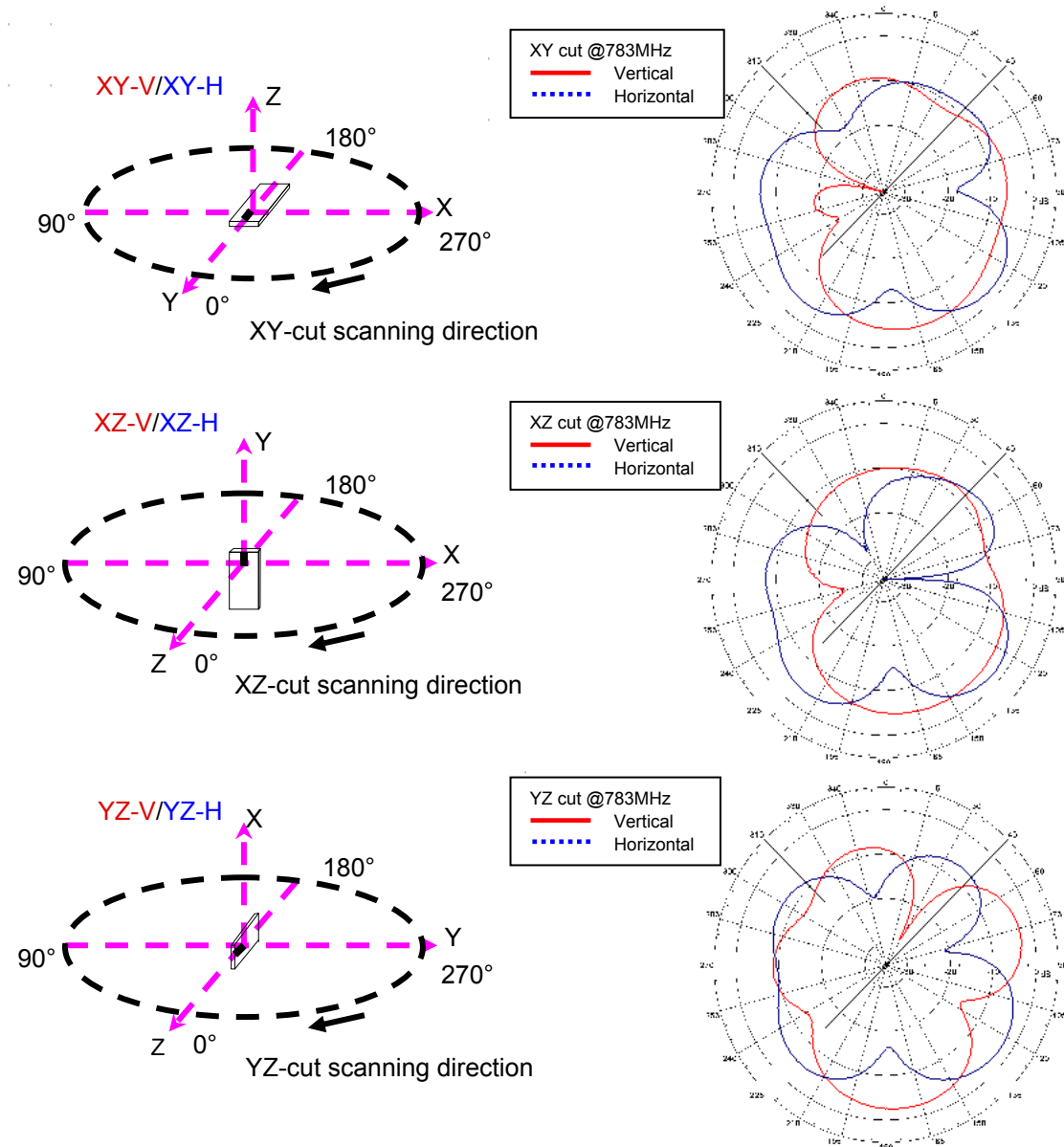
All sales are subject to Johanson Technology, Inc. terms and conditions.

## Mounting Considerations



Johanson Technology, Inc. reserves the right to make design changes without notice.  
 All sales are subject to Johanson Technology, Inc. terms and conditions.

**Typical Radiation Patterns**



Johanson Technology, Inc. reserves the right to make design changes without notice.  
All sales are subject to Johanson Technology, Inc. terms and conditions.