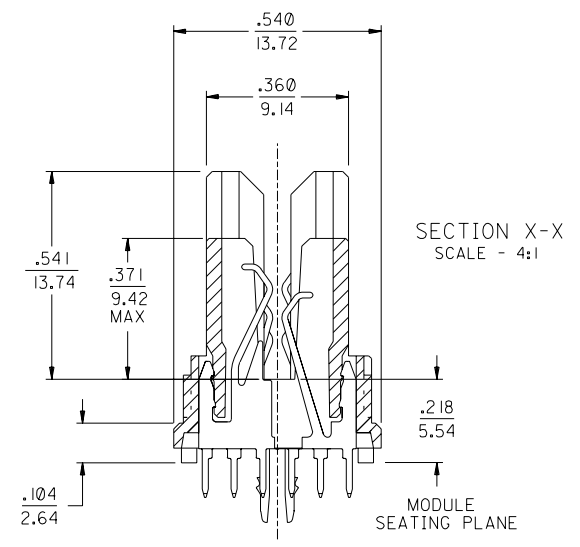
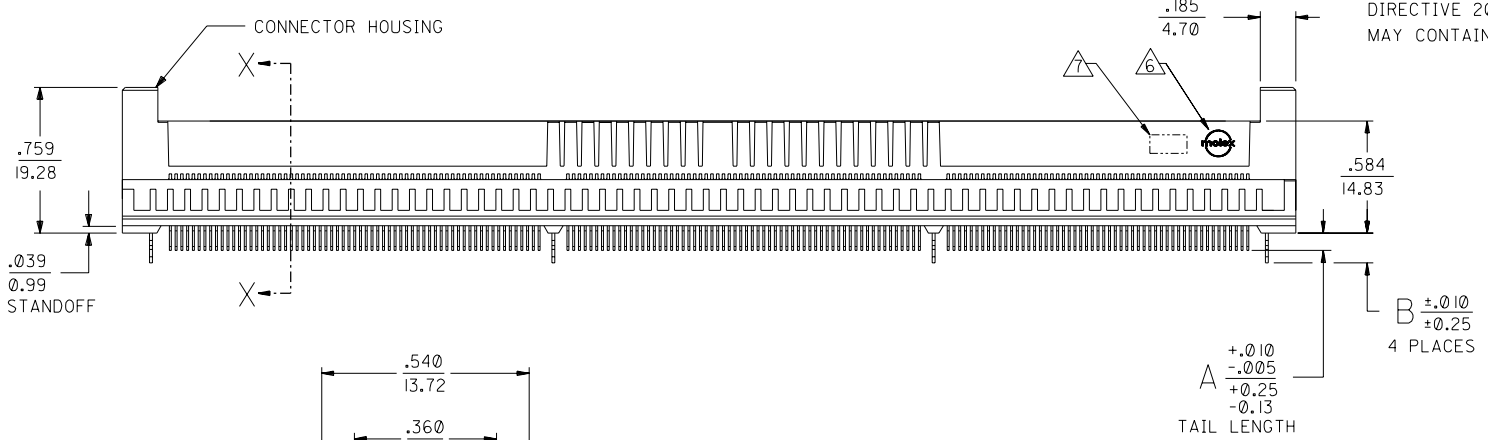
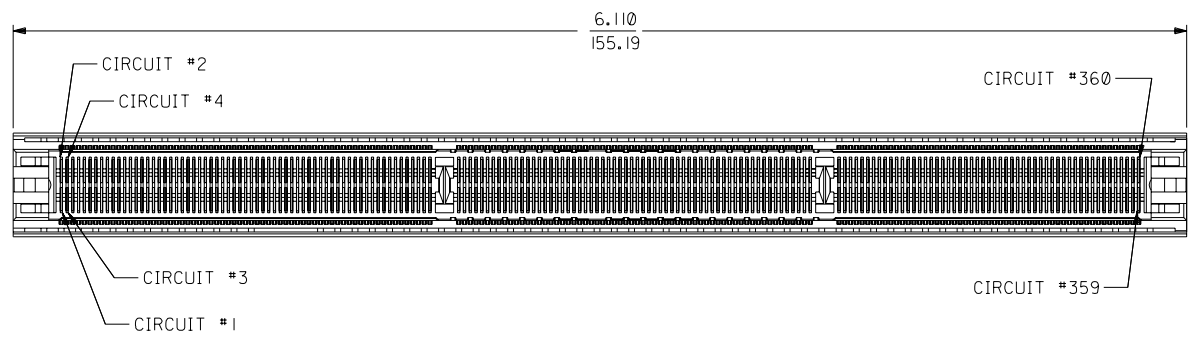
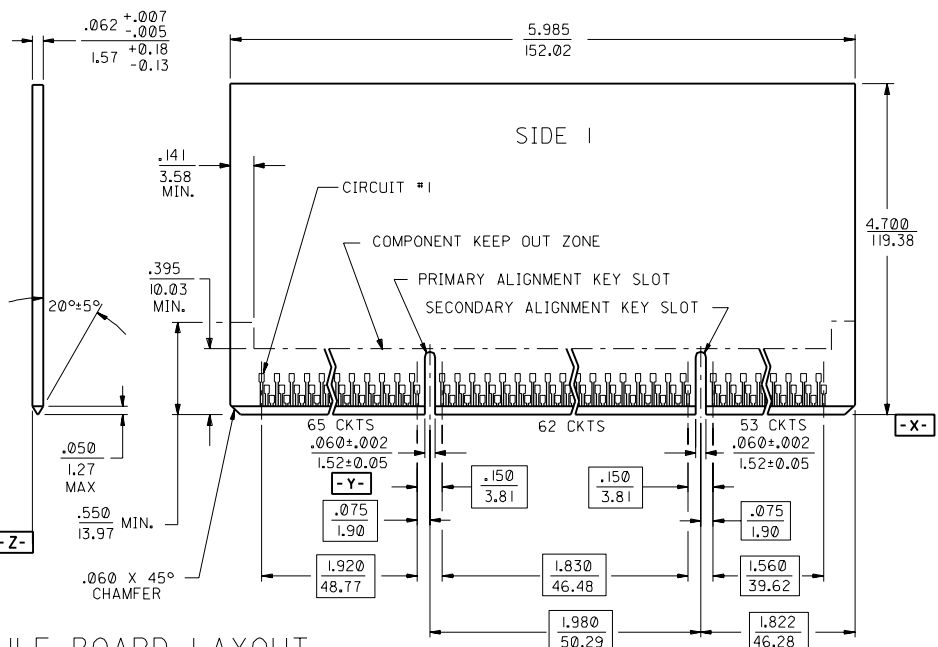
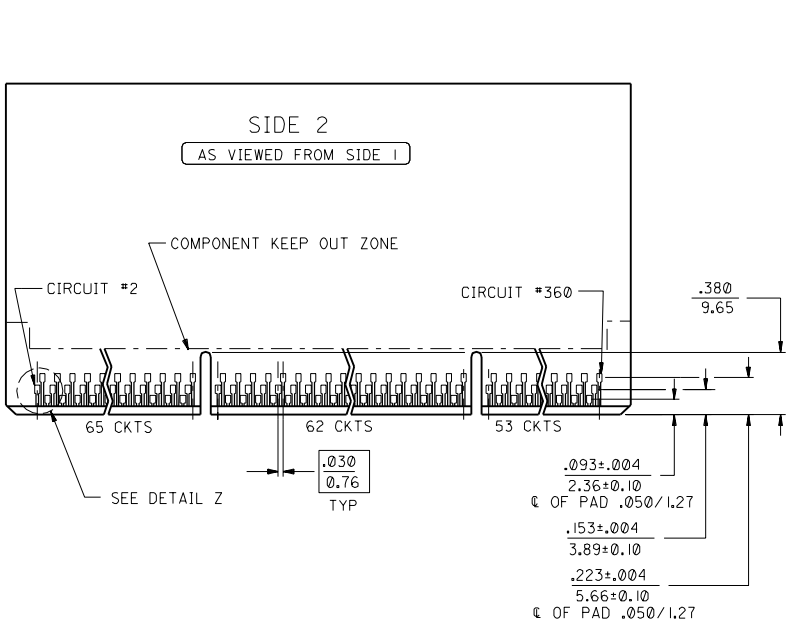


NOTES:

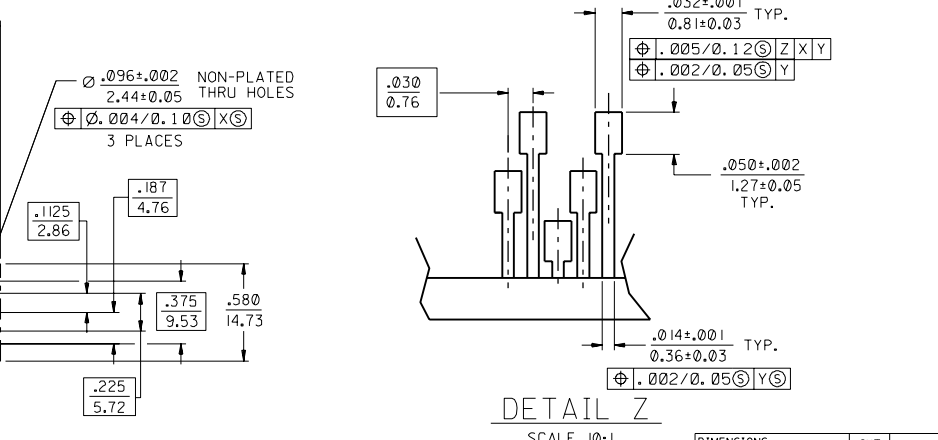
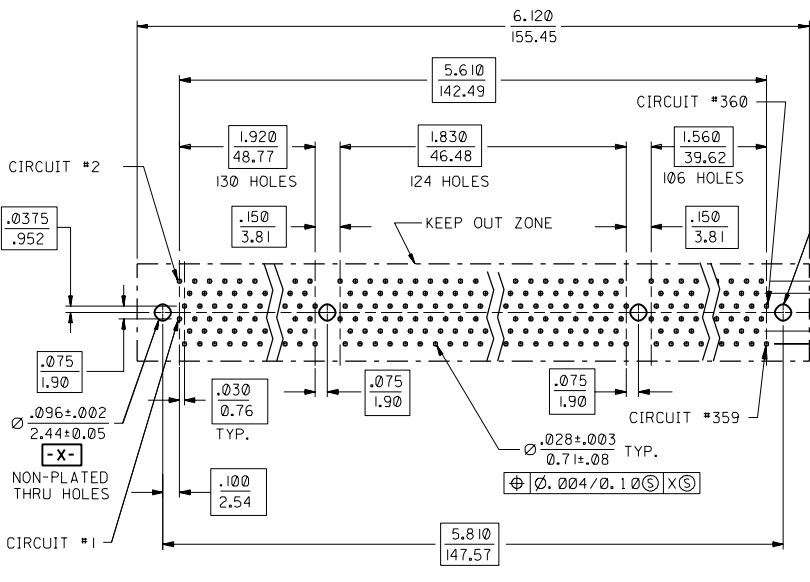
- MATERIALS:
HOUSING - LCP, 30% GLASS FILLED, 94-V0, BLACK.
TERMINALS - PHOSPHOR BRONZE.
METAL FORKLLOCKS - PHOSPHOR BRONZE.
- FINISH:
TERMINALS - .000030/0.00076 MINIMUM GOLD IN THE CONTACT AREA AND .000075/0.0019 MINIMUM TIN IN SOLDER TAIL AREA OVER .000050/0.0013 MINIMUM NICKEL OVERALL.
METAL FORKLLOCKS - .00008/0.002 MINIMUM TIN OVERALL.
- PRODUCT SPECIFICATION PS-71109-9999 APPLIES.
- CARD SLOT ACCEPTS .062 +.007/-.005 P.C. BOARD.
- THE RECOMMENDED PLATING SPECIFICATION FOR THE MATING PC BOARD IS .000030/0.00076 MINIMUM GOLD OVER .000075/0.0019 MINIMUM NICKEL.
- MOLEX LOGO SHALL APPEAR ON BOTH SIDES OF HOUSING AND LOCATED APPROXIMATELY AS SHOWN.
- FOUR DIGIT DATE CODE (YR/WK) SHALL BE LOCATED APPROXIMATELY AS SHOWN.
- THE PRIMARY SHIPPING CARTON WILL BE LABELED "COMPLIANT TO ROHS DIRECTIVE 2002/95/EC AND ELV ANNEX II OF DIRECTIVE 2000/53/EC". CARTONS WITHOUT THIS LABEL MAY CONTAIN PRODUCT WITH LEAD.



71109-5029		.115/2.92	.155/3.94	2	B
MAT'L NUMBER		A	B	1	E
REDUCE TIN THK EC NO. UCP2004-2347 DRAWN: RW WHITE 04/05/20 CHK: BBARKER 04/05/20 APPR: SMILLER 04/05/20	QUALITY SYMBOLS	GENERAL TOLERANCES: (UNLESS SPECIFIED)		SCALE 2 : 1	
	MAJOR	mm	INCH	DESIGN UNITS	THIRD ANGLE PROJECTION
	CRITICAL	4 PLACES ±0.	±.	mm	INCH
		3 PLACES ±0.	±.005	mm	INCH
		2 PLACES ±0.13	±.	mm	INCH
DESCRIPTION	1 PLACE ±0.	±.	mm	INCH	REVISE ON CAD ONLY
REV	ANGULAR: ± 1°	DRAWN BY & DATE		TITLE:	
F	DRAFT WHERE APPLICABLE MUST REMAIN WITHIN DIMENSIONS	TMCCLELL 08/14/98		SALES ASSEMBLY	
		CHECKED BY & DATE		360 CKT "HiSpec" CONNECTOR	
		RESENDEZ 08/14/98		W/METAL FORKLLOCKS	
		APPROVED BY & DATE		MATERIAL NO.	
		NELSON 08/14/98		DRAWING NO.	
		CAD FILENAME		SD-71109-511	
		WORKMANAGER		SHEET NO.	
		THIS DRAWING CONTAINS INFORMATION THAT IS PROPRIETARY TO MOLEX INCORPORATED AND SHOULD NOT BE USED WITHOUT WRITTEN PERMISSION.		1 OF 2	
				SIZE	
				C	



RECOMMENDED MODULE BOARD LAYOUT



DETAIL Z

REV	DESCRIPTION	GENERAL TOLERANCES: (UNLESS SPECIFIED)		SCALE	DESIGN UNITS	THIRD ANGLE PROJECTION	DIMENSIONS:			SHT	REV
		mm	INCH				mm	INCH	mm ONLY		
4 PLACES	±0.	±.		2 : 1	mm	<input checked="" type="checkbox"/>	<input type="checkbox"/>	<input type="checkbox"/>			
3 PLACES	±0.	±.005									
2 PLACES	±0.13	±.									
1 PLACE	±0.	±.									
ANGULAR: ± 1 °											
DRAFT WHERE APPLICABLE MUST REMAIN WITHIN DIMENSIONS											
EC NO.	DRWN:	CHK:	APPR:	QUALITY SYMBOLS	MAJOR	CRITICAL	DRAWN BY & DATE		TITLE:		
B							TMcCLELL 08/14/98		SALES ASSEMBLY		
							CHECKED BY & DATE		360 CKT "Hispec" CONNECTOR		
							APPROVED BY & DATE		W/METAL FORKLOCKS		
							NELSON 08/14/98		MOLEX INCORPORATED		
							CAD FILENAME		MATERIAL NO.		SHEET NO.
							WORKMANAGER		DRAWING NO.		2
							SEE CHART		SD-71109-511		SIZE
											C