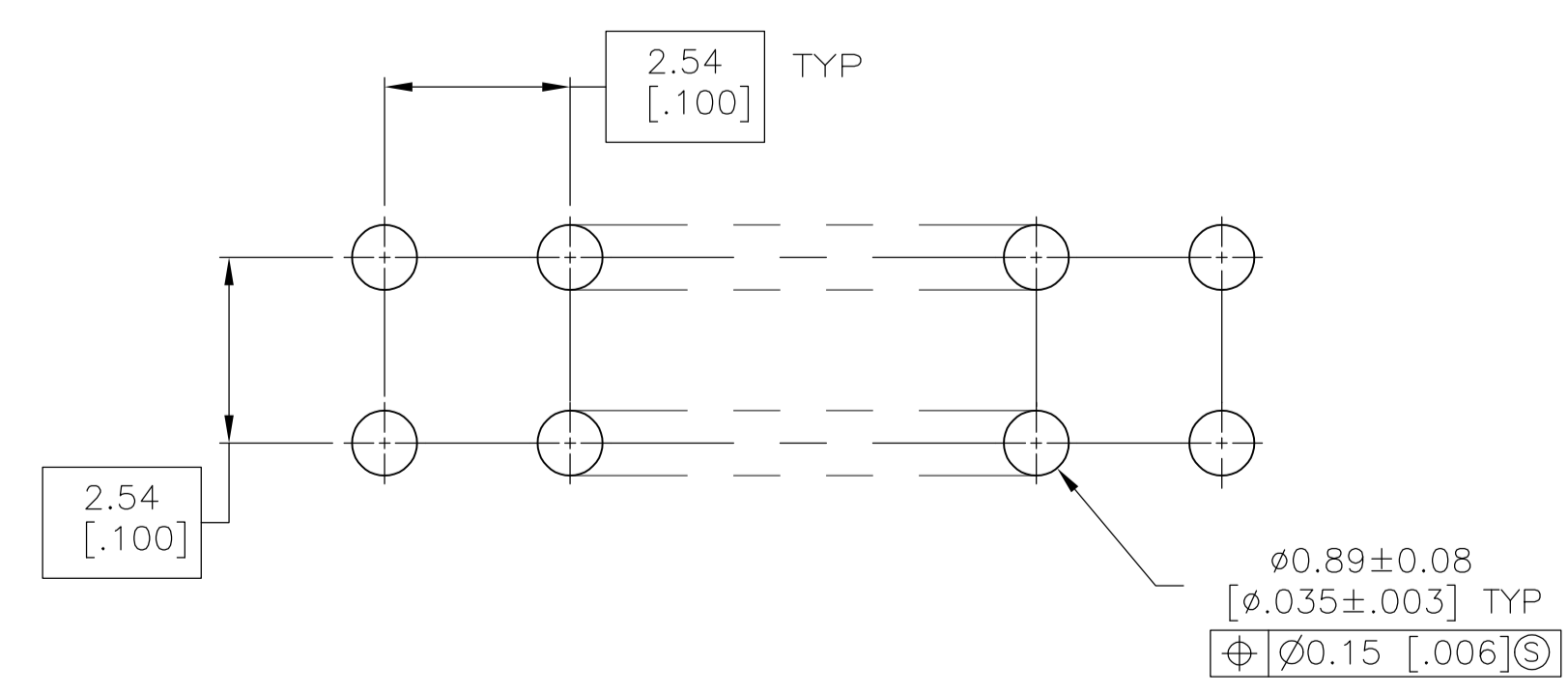
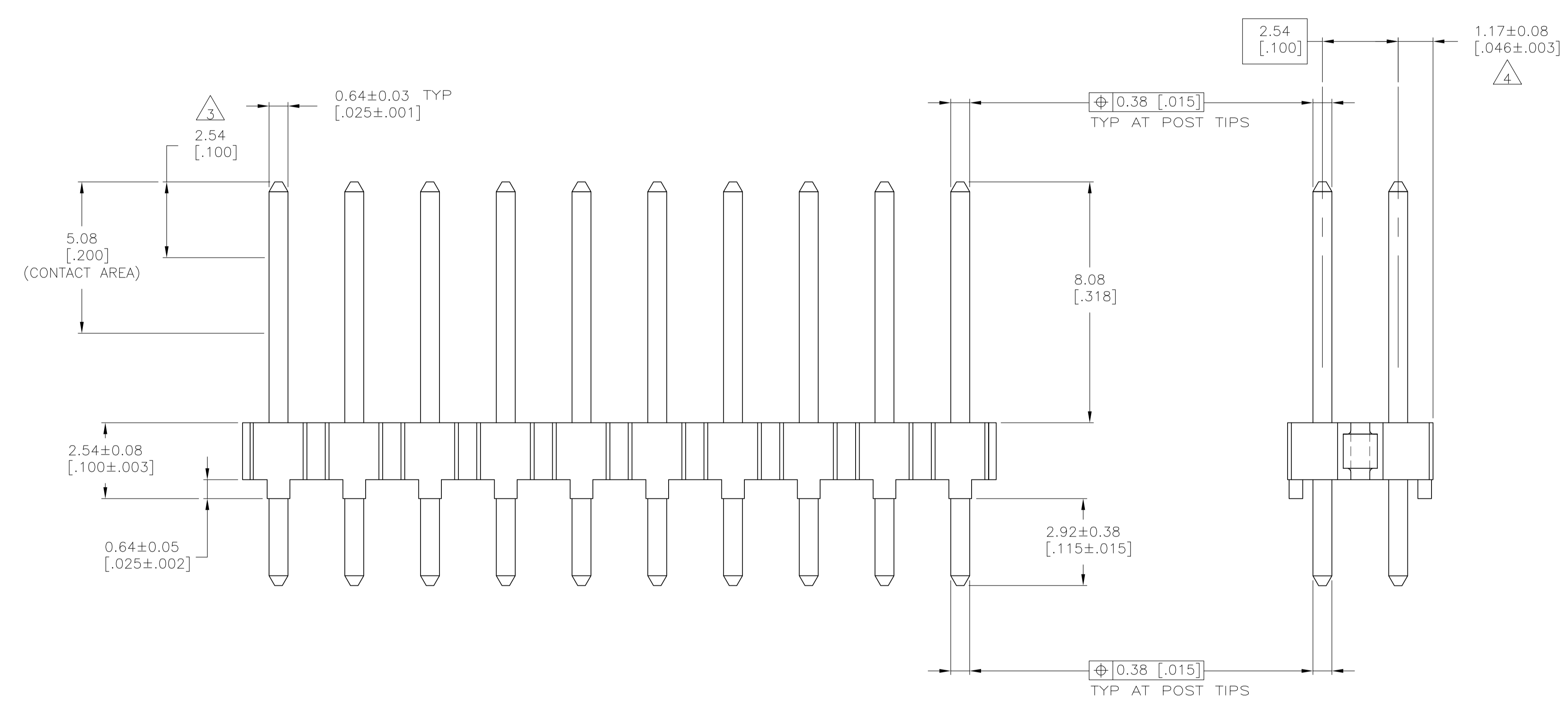
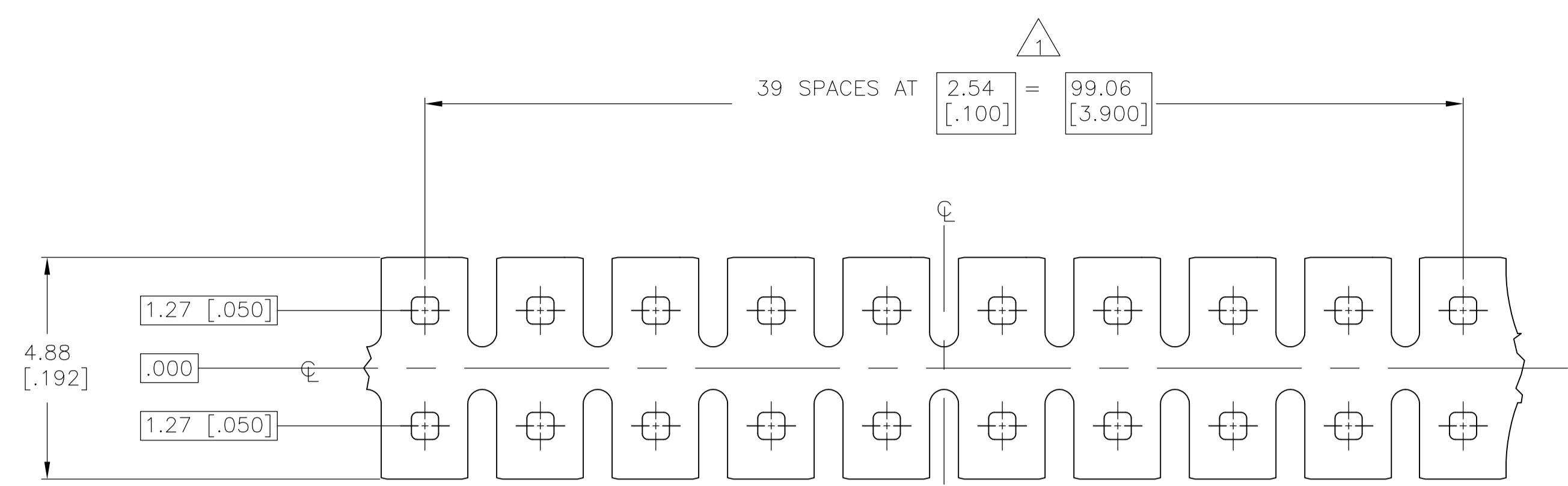


LOC		DIST		REVISIONS			
P	LTR	DATE	DN	APVD			
B	REVISED PER ECO-14-006554	06MAY2014	NK	MM			



RECOMMENDED BOARD LAYOUT

- 1 DIMENSION APPLIES OVER 99.06[3.900].
- 2 HOUSING: BLACK THERMOPLASTIC, 94V-0 RATED, HIGH TEMPERATURE COMPATIBLE. POST: PHOSPHOR BRONZE.
- 3 POINT OF MEASUREMENT FOR PLATING THICKNESS.
- 4 THE NOTED DIMENSION APPLIES AT INTERSECTION OF POST AND HOUSING.
- 5 TRUE POSITION TOLERANCE OF THE POST TIPS APPLIES WHEN THE HEADERS ARE HELD FLAT AGAINST THE PCB.
- 6 PARTS ARE TO BE PACKAGED ON A REEL.
- 7 REELED ASSEMBLIES ARE TO BE BROKEN TO THE DESIRED POSITION SIZE AND USED AS A FUNCTIONAL SUBSTITUTE/ALTERNATIVE TO THE EXISTING AMP PART NUMBER SERIES 102977 AND 146253. THESE ASSEMBLIES ARE THE SAME IN FIT AND FUNCTION, BUT THE FORM WILL BE SLIGHTLY DIFFERENT (I.E. MOLDED HOUSING APPEARANCE AND BOW, DUE TO REELING REQUIREMENTS).
- 8 THIS PART NUMBER SPECIFIES ONE(1) LINE (I.E. PIN).
- 9 FINISH: 0.000076[.000003] MIN GOLD OVER 0.00068[.000027] Pd/Ni IN MATING AREA, 0.00254[.000100]-0.00508[.000200] MATTE TIN ON SOLDER TAIL, ALL OVER 0.00127[.000050] NICKEL.

1977933-1	
PLATING	PART NUMBER

THIS DRAWING IS A CONTROLLED DOCUMENT.		DIN: KIRAN HOLAL 16AUG2013		STE TE Connectivity	
DIMENSIONS: mm [INCHES]		CHK: MILLER MIKE 16AUG2013		NAME: MILLER MIKE	
TOLERANCES UNLESS OTHERWISE SPECIFIED:		APVD: MILLER MIKE 16AUG2013		PRODUCT SPEC	
0. PLC	± -	APPLICATION SPEC		SIZE: A1	
1. PLC	± -	WEIGHT: -		SCALE: 10:1	
2. PLC	± 0.13 [.005]	CUSTOMER DRAWING		SHEET 1 OF 1	
3. PLC	± -	DRAWING NO: 1977933		REV B	
4. PLC	± -	SCALE: 10:1		SHEET 1 OF 1	
ANGLES	± -	SHEET 1 OF 1		REV B	
MATERIAL	SEE TABLE	SCALE: 10:1		SHEET 1 OF 1	
FINISH	SEE TABLE	SCALE: 10:1		SHEET 1 OF 1	