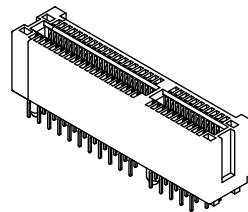


DO NOT SCALE FROM THIS PRINT

NOTES:

1. Ⓢ REPRESENTS CRITICAL DIMENSION.
2. PARTS ARE ROHS COMPLIANT.
3. PARTS TO BE PACKAGED IN TUBES. (PT-1-24-01-52 AND TP-13)



PCIE-XXX-02-X-D-TH

POSITIONS
-036, -064, -098, -164
(SEE TABLE 1)

LEAD STYLE
-02: .062[1.57] THICK CARD

Ⓢ4 PLATING
-F: 1μ" FLASH GOLD IN CONTACT AREA,
BRIGHT ACID TIN ON TAIL.

TAIL OPTION
-TH: THROUGH HOLE

ROW OPTION
-D: DOUBLE ROW

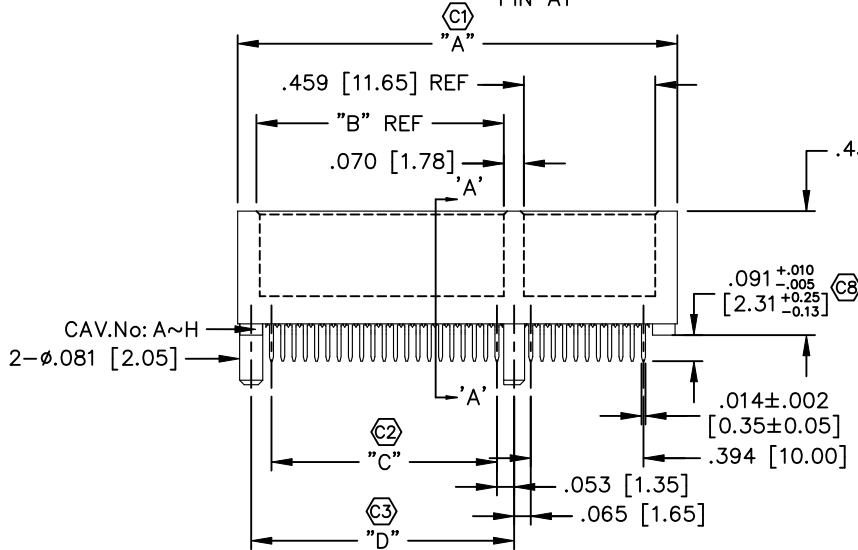
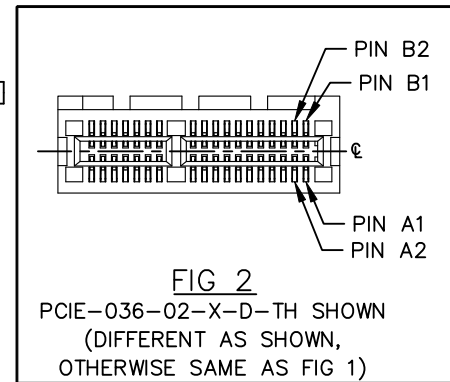
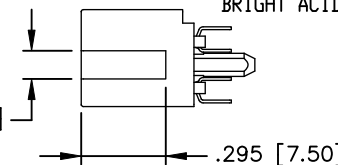
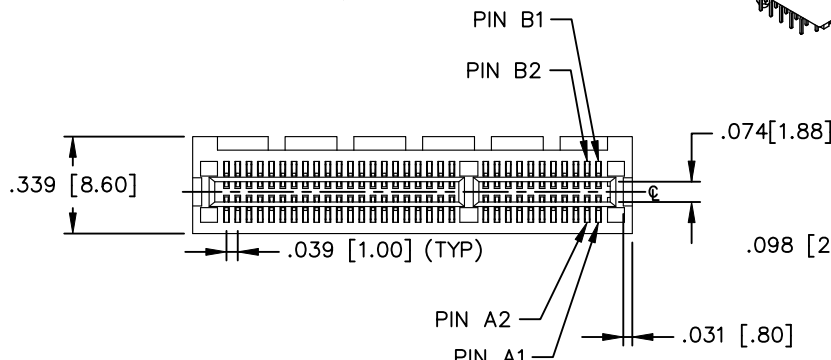
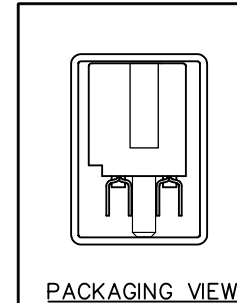
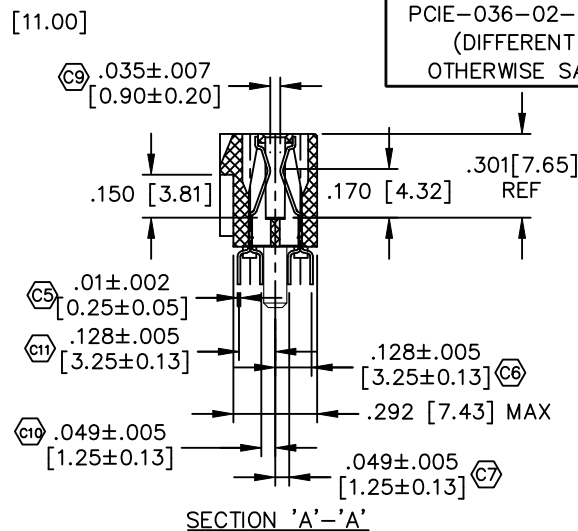


FIG 1
PCIE-064-02-X-D-TH SHOWN



| TABLE 1 | | | | |
|-----------|---------------|---------------|---------------|---------------|
| POSITIONS | "A" | "B" | "C" | "D" |
| -036 | .984 [25.00] | .301 [7.65] | .236 [6.00] | .360 [9.15] |
| -064 | 1.535 [39.00] | .852 [21.65] | .787 [20.00] | .911 [23.15] |
| -098 | 2.205 [56.00] | 1.522 [38.65] | 1.457 [37.00] | 1.581 [40.15] |
| -164 | 3.504 [89.00] | 2.821 [71.65] | 2.756 [70.00] | 2.879 [73.15] |

UNLESS OTHERWISE SPECIFIED,
DIMENSIONS ARE INCHES [MM].
TOLERANCES ARE:
DECIMALS .XX: ±.015 [0.38]
.XXX: ±.008 [0.20]
.XXXX: ±.004 [0.100]

ANGLES
X: ±5°
X.X: ±2°

PROPRIETARY NOTE
THIS DOCUMENT CONTAINS CONFIDENTIAL AND PROPRIETARY INFORMATION AND ALL DESIGN, MANUFACTURING, REPRODUCTION, PATENT RIGHTS AND SALES RIGHTS ARE EXPRESSLY RESERVED BY SAMTEC, INC. THIS DOCUMENT SHALL NOT BE DISCLOSED, IN WHOLE OR PART, TO ANY UNAUTHORIZED PERSON OR ENTITY NOR REPRODUCED, TRANSFERRED OR INCORPORATED IN ANY OTHER PROJECT IN ANY MANNER WITHOUT THE EXPRESS WRITTEN CONSENT OF SAMTEC, INC.

DO NOT SCALE DRAWING
INSULATOR: NYLON 6/6 (RATED UL94V-0)
COLOR: BLACK
CONTACT: PHOSPHOR BRONZE

SHEET SCALE: 1:2

DESCRIPTION:
PCI EXPRESS CARD CONNECTOR

DWG. NO.
PCIE-XXX-02-X-D-TH

BY: HARPENAU 03/14/05

SHEET 1 OF 1



520 PARK EAST BLVD. NEW ALBANY, IN 47150
(812) 944-6733 P.O. BOX 1147 TWX: 810-540-4085