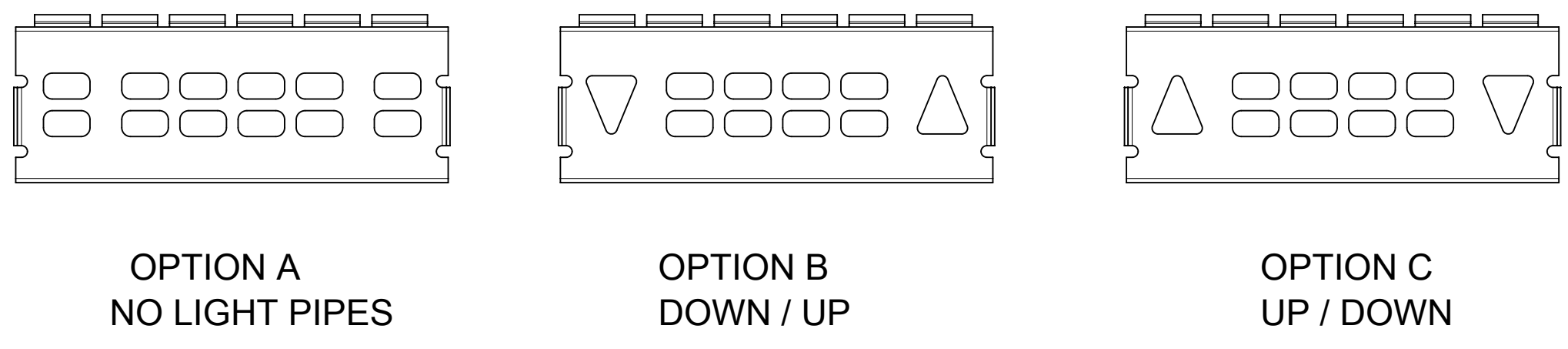


PART NUMBER	DESCRIPTION	LIGHT PIPE OPTIONS	PLATING
76870-2003	NO LIGHT PIPES	A= NONE	TIN
76870-2005	WITH LIGHT PIPES	C= UP/DOWN	TIN



NOTES:

1. MATERIAL:

CAGE: NICKEL SILVER, 0.25mm THICK
 EMI STRAPS: PHOS-BRONZE
 AIR-VENT/LIGHT PIPE HOUSINGS: DIECAST ALLOY
 LIGHT PIPES: POLYCARBONATE (OPTIONAL)
 CONNECTOR HOUSING: HIGH TEMPERATURE THERMOPLASTIC
 TERMINALS: COPPER ALLOY

2. FINISH:

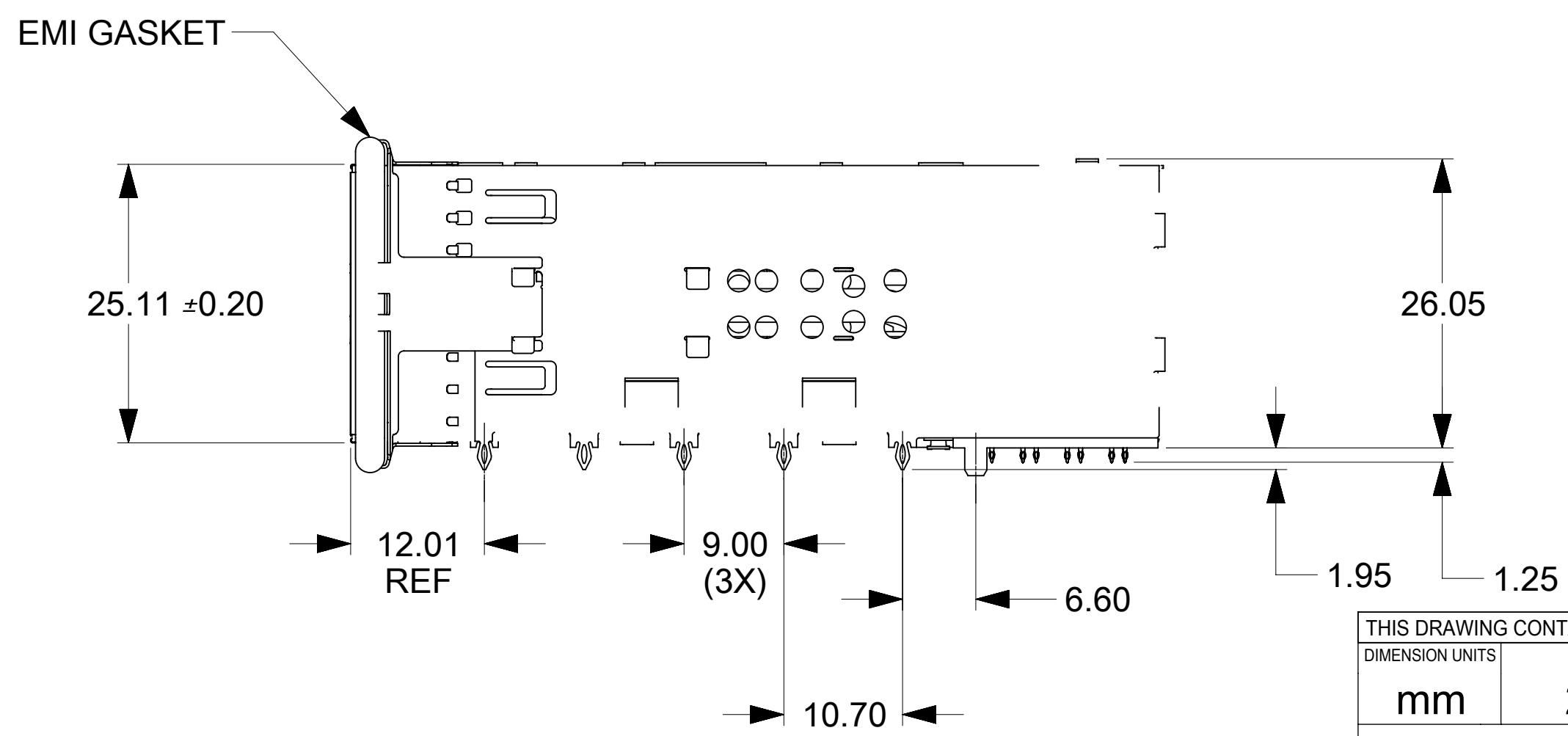
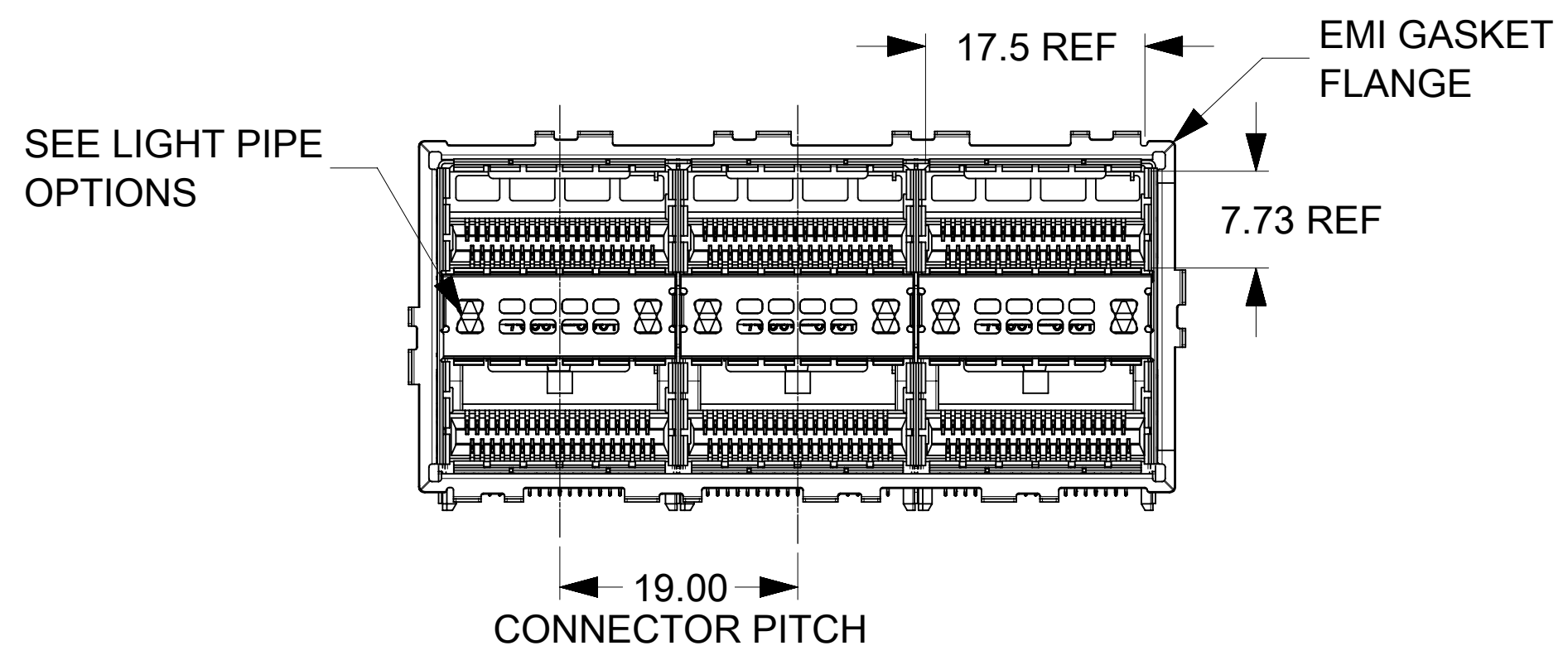
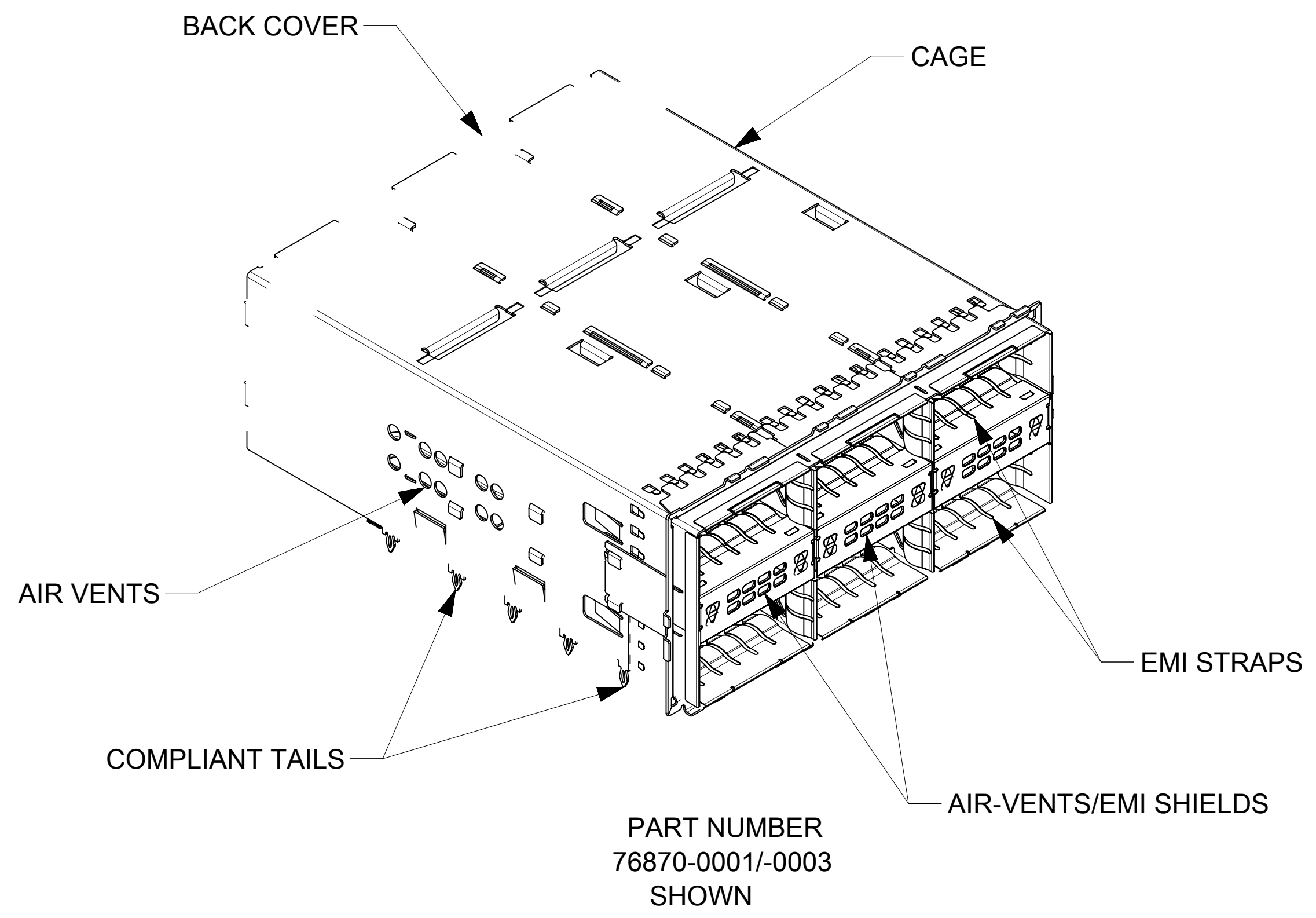
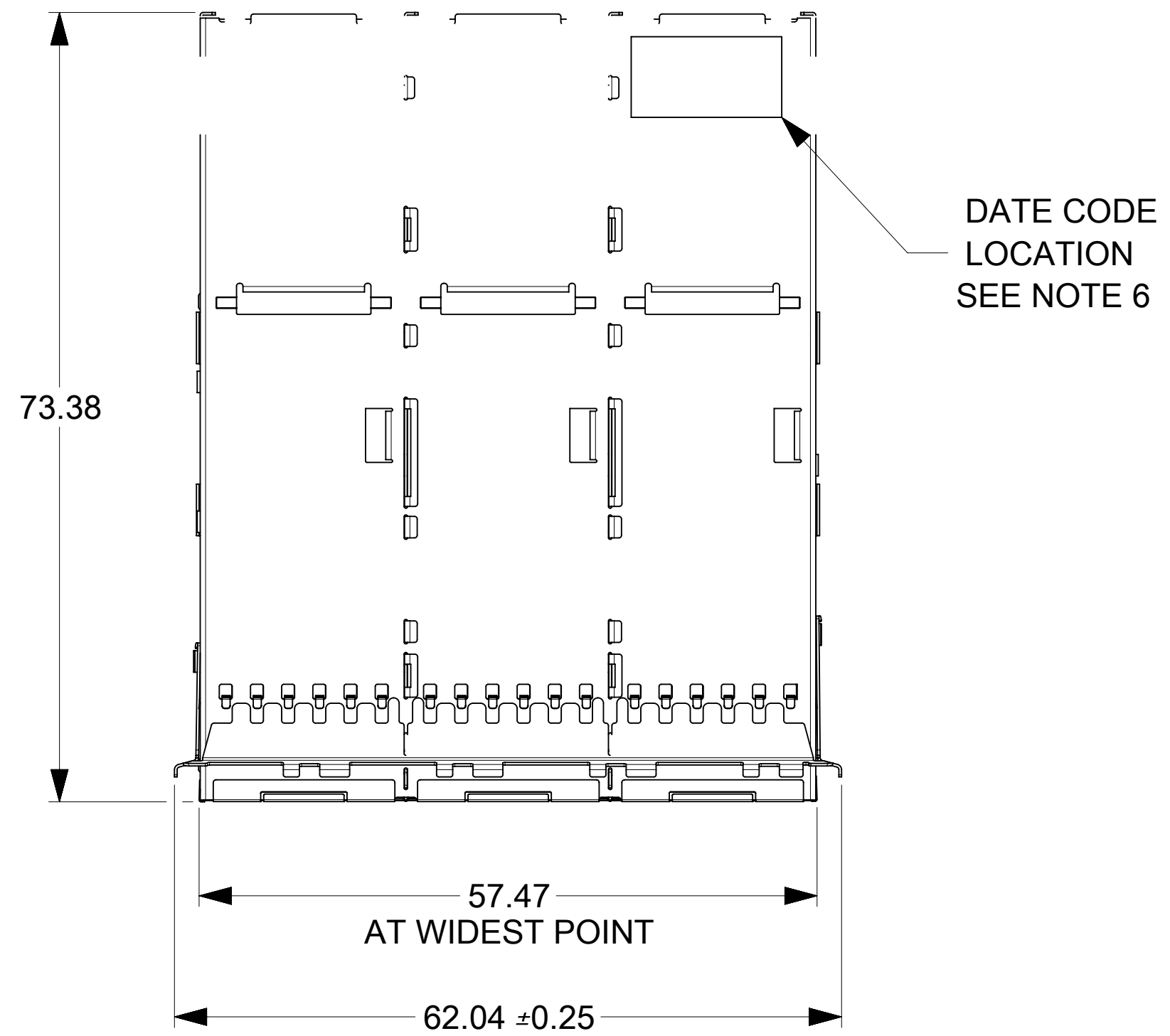
CAGE: UNPLATED
 EMI STRAPS: 2.5µm NICKEL OVERALL
 AIR-VENT/LIGHT PIPE HOUSINGS: NICKEL OVER COPPER
 TERMINALS: CONTACT AREA:
 0.76-1.52 µm MIN. GOLD OVER 2.5 µm MIN. NICKEL.
 COMPLIANT TAIL:
 TIN/LEAD: 0.7-1.5 µm TIN/LEAD (90/10) OVER 1.3 µm NICKEL.
 TIN: 0.7-1.5µm MIN. MATTE TIN OVER 1.3µm NICKEL.

3. PACKAGING: PRODUCT PACKAGED IN TRAYS AND CARTONS

4. ALL VISIBLE EXTERIOR SURFACES TO BE CLASS "B" OR BETTER, EXCEPT FOR THE UNDERSIDE OF THE CAGE AND SHOULD CONFORM TO THE MOLEX COSMETIC STANDARD PS-45499-002

5. CONNECTOR MATES WITH PLUG CABLE SERIES 74757 AND 74758

6. DATE CODE LOCATION IS SHOWN.
 DATE CODE FORMAT: DDDY
 DDD= DAY OF THE YEAR
 Y= YEAR



THIS DRAWING CONTAINS INFORMATION THAT IS PROPRIETARY TO MOLEX ELECTRONIC TECHNOLOGIES, LLC AND SHOULD NOT BE USED WITHOUT WRITTEN PERMISSION

DIMENSION UNITS		SCALE		CURRENT REV DESC: OBSOLETE PART NO	
mm		2:1			
GENERAL TOLERANCES (UNLESS SPECIFIED)					
	MM	INCH			
4 PLACES	±	±	EC NO: 625872		
3 PLACES	±	±	DRWN: VLOKESHA	2019/08/30	
2 PLACES	±	0.13	CHK'D: GB	2019/11/06	
1 PLACE	±	0.25	APPR: GGA	2019/11/12	
0 PLACES	±		INITIAL REVISION:		
ANGULAR TOL		±	0.5 °	DRWN: HAVERY	2012/06/08
DRAFT WHERE APPLICABLE MUST REMAIN WITHIN DIMENSIONS		THIRD ANGLE PROJECTION		APPR: MBANAKIS	2012/07/31
		DRAWING		SERIES	
		D-SIZE		76870	
DOCUMENT NUMBER		DOC TYPE		DOC PART	REVISION
SD-76870-2000		PSD		001	A
MATERIAL NUMBER		CUSTOMER		SHEET NUMBER	
SEE CHART		GENERAL MARKET		1 OF 1	