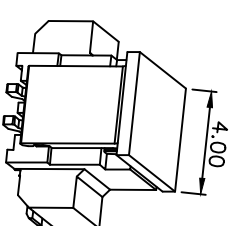
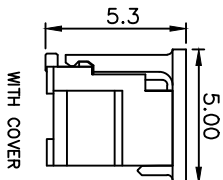
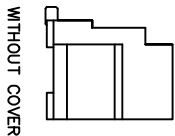
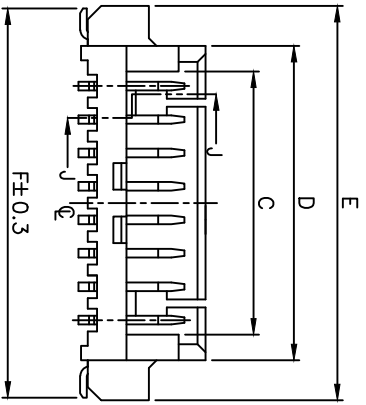
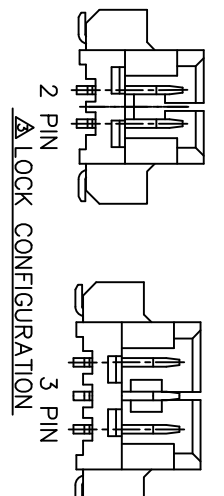
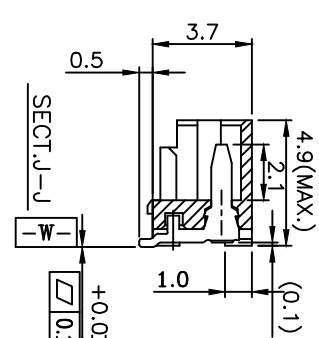
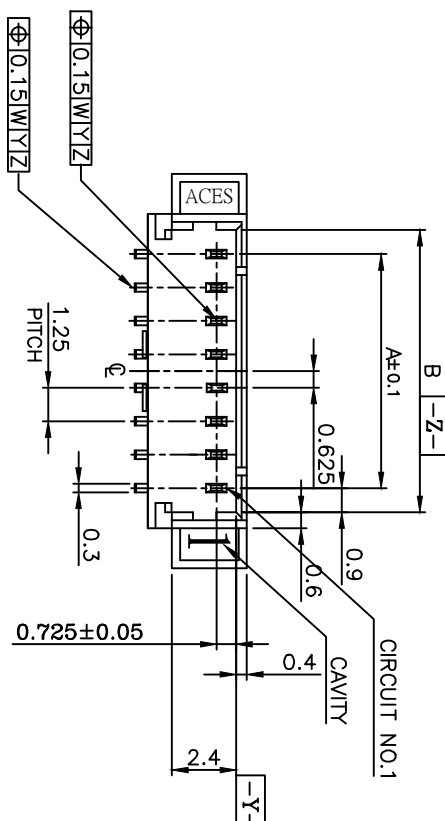


RECOMMENDED P.C. BOARD PATTERN DIM.(REF)



- NOTES:
- MATERIAL:
 - 1.1 HOUSING: HALOGEN FREE PLASTIC, HIGH TEMP. J194V-0.
 - 1.2 CONTACT: COPPER ALLOY
 - 1.3 FITTING NAIL: COPPER ALLOY
 - FINISH:
 - 2.1 CONTACT: UNDERPLATING: 50U" MIN NICKEL OVERALL. FINISH:SEE ORDER INFORMATION. G:UNDERPLATING: 70U"MIN NICKEL OVERALL. FINISH:SEE ORDER INFORMATION. SOLDER: UNDERPLATING: 50U" MIN NICKEL OVERALL. FINISH:SEE ORDER INFORMATION. G:UNDERPLATING: 70U"MIN NICKEL OVERALL. FINISH:SEE ORDER INFORMATION.
 - 2.2 FITTING NAIL: UNDERPLATING: 50U" MIN NICKEL OVERALL. FINISH:SEE ORDER INFORMATION.
 - REFLOW SOLDER CAPABLE TO 260°C
 - PER ACES SPEC.
 - SPEC. PLS. REFER TO PS-50273--xxxx-xxx
 - PACKAGE PLS. SEE P/N LEGEND
 - APPLY EVEN CIRCUIT PRODUCTS.
 - LOCKING WINDOW/ONE PLACE FOR 2&3 CKTS. TWO PLACES FOR MORE THAN 4 CKTS.

- P/N LEGEND
- 50273-XXX X X-XXX
- NO OF CKT
- PACKING
OTAPE & REEL
1:1 TUBE PACKAGE
7:TAPE & REEL WITH COVER
- PLATING
L:PURE TIN
1:GOLD FLASH
N:MAT TIN/LEAD FREE
C:15U" GOLD ON CONTACT AND GOLD FLASH ON SOLDER
4:30U" GOLD ON CONTACT AND GOLD FLASH ON SOLDER
D:30U" GOLD ON CONTACT AND GOLD FLASH ON SOLDER
G:15U" GOLD ON CONTACT AND GOLD FLASH ON SOLDER
70U"MIN NICKEL UNDERPLATING OVERALL.

CKT	Dim A	Dim B	Dim C	Dim D	Dim E	Dim F
2	1.25	3.05	2.25	4.25	7.25	7.75
3	2.50	4.30	3.60	5.50	8.50	8.40
4	3.75	5.55	4.85	6.75	9.75	9.65
5	5.00	6.80	6.10	8.00	11.00	10.90
6	6.25	8.05	7.35	9.25	12.25	12.15
7	7.50	9.30	8.60	10.50	13.50	13.40
8	8.75	10.55	9.85	11.75	14.75	14.65
9	10.00	11.80	11.10	13.00	16.00	15.90
10	11.25	13.05	12.35	14.25	17.25	17.15
11	12.50	14.30	13.60	15.50	18.50	18.40
12	13.75	15.55	14.85	16.75	19.75	19.65
13	15.00	16.80	16.10	18.00	21.00	20.90
14	16.25	18.05	17.35	19.25	22.25	22.15
15	17.50	19.30	18.60	20.50	23.50	23.40

ACES ELECTRONICS

QUALITY SYMBOLS

MAJOR CRITICAL

GENERAL TOLERANCES (UNLESS SPECIFIED)

UNITS: mm

SCALE: 5:1

SHEET NO. 1 OF 1

REV U

DWG NO. 50273-XXXX-XXX

DATE: 22/01/25

CHECKED BY: Huailin

APPROVED BY: Xu,Zhi Yong

TITLE: 1.25mm S/T WIRE TO BOARD SMT TYPE