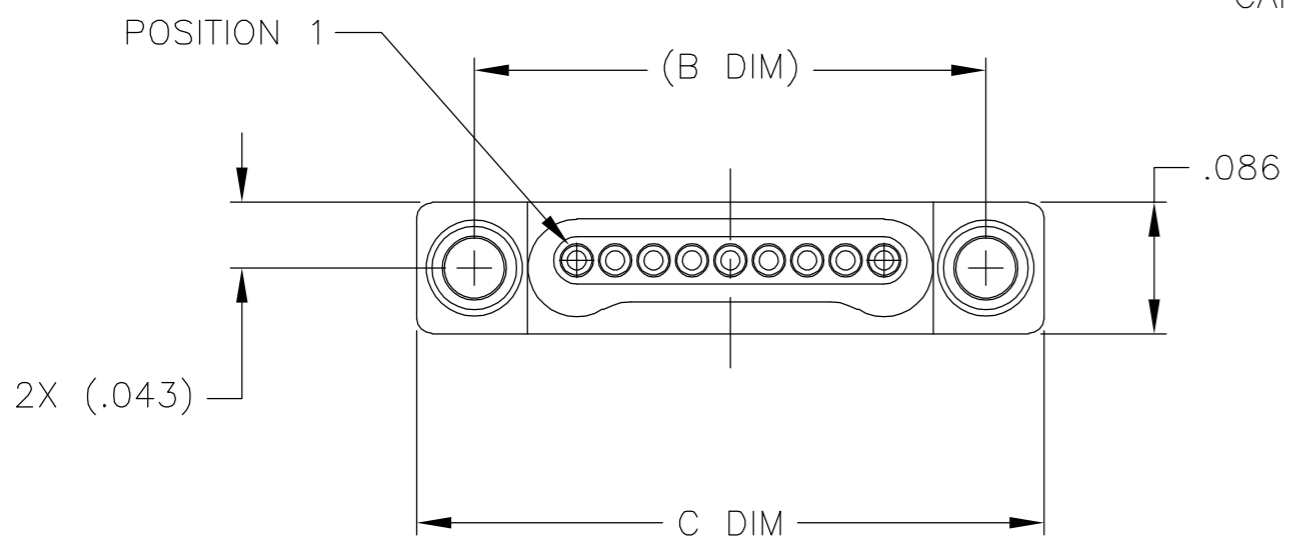
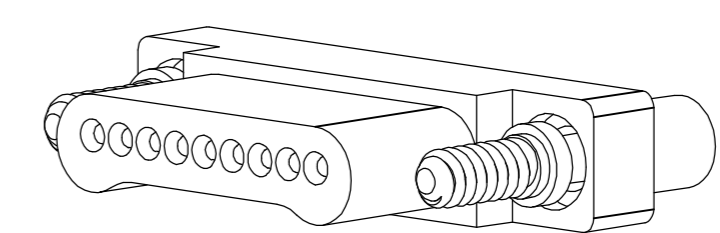
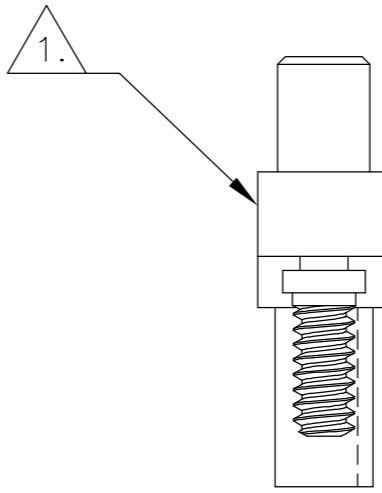
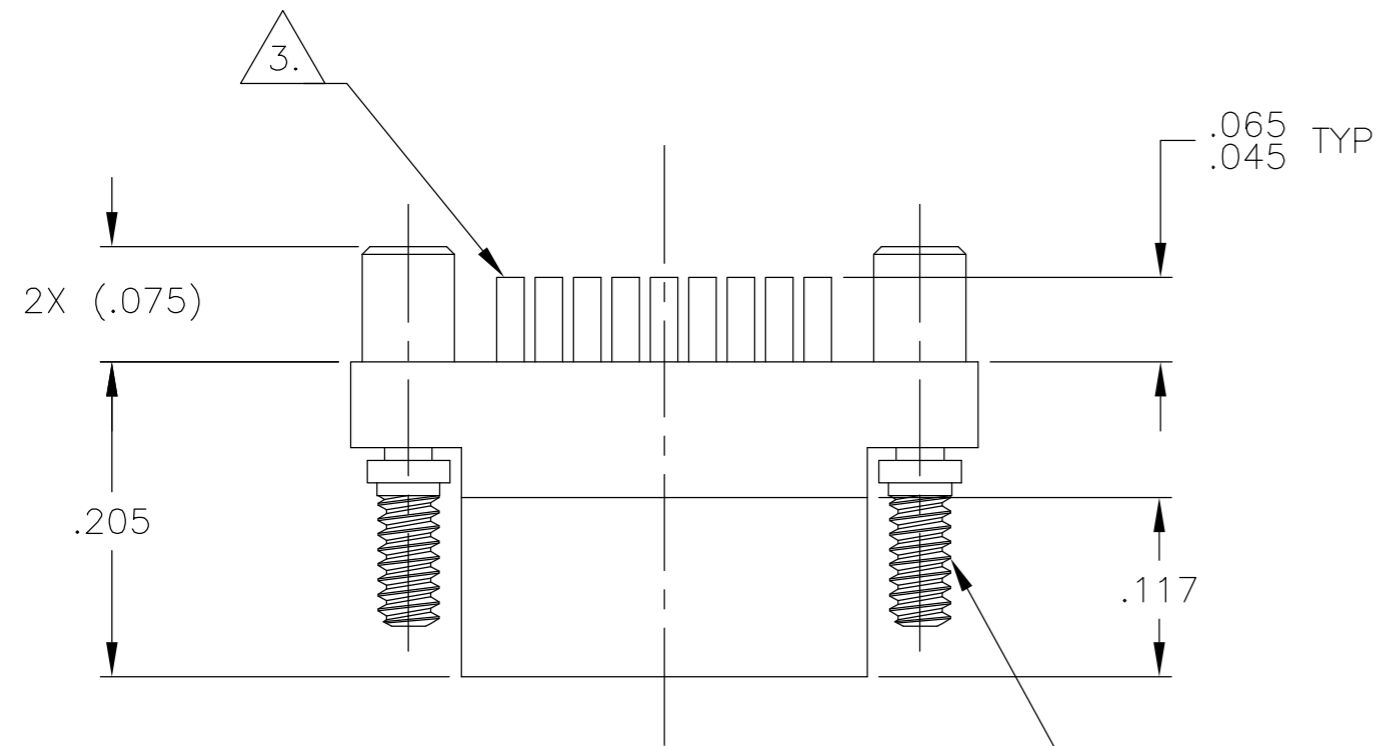
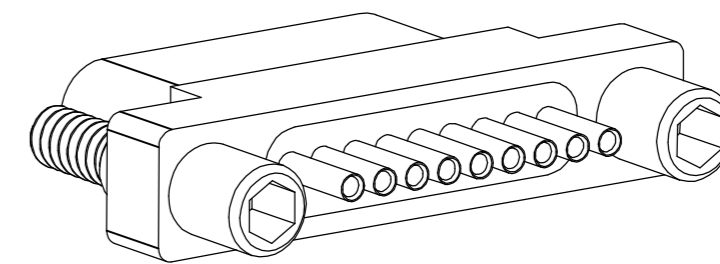
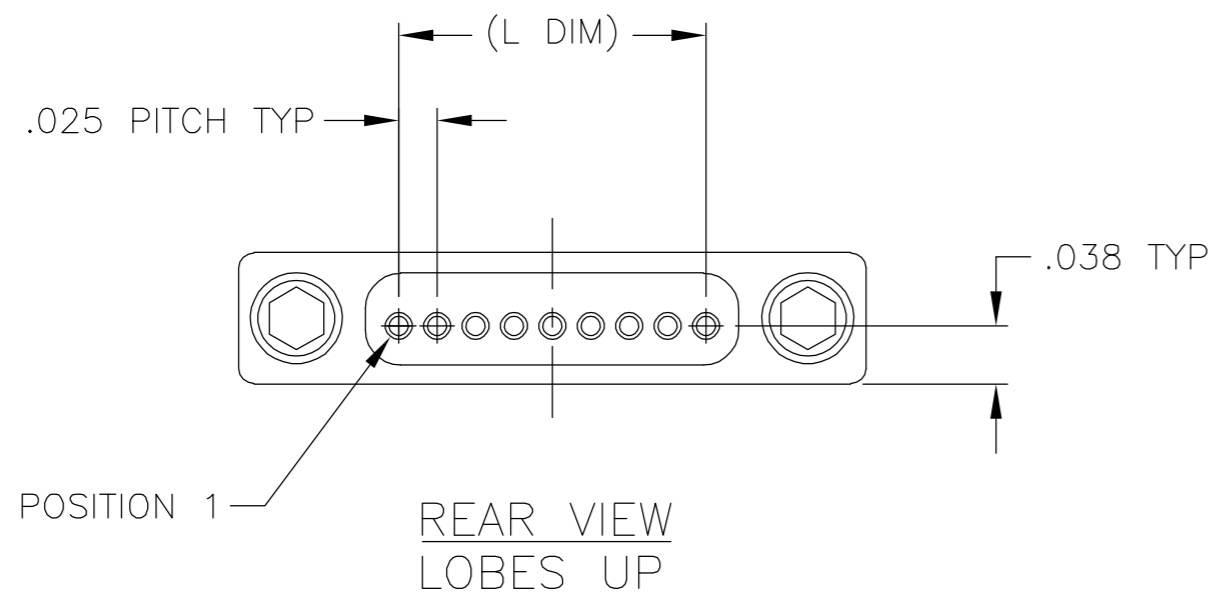


THIS DRAWING IS UNPUBLISHED. RELEASED FOR PUBLICATION  
 © COPYRIGHT BY TYCO ELECTRONICS CORPORATION. ALL RIGHTS RESERVED.

LOC	DIST	REVISIONS					
DF	D0	P	LTR	DESCRIPTION	DATE	DWN	APVD
		F		UPDATE PER 0H2Y-0164-04	05-12-04	JDM	MKS



SIZE	(B DIM)	C DIM ±.0050	(L DIM)
05	(.233)	.3085	(.100)
09	(.333)	.4085	(.200)
15	(.483)	.5585	(.350)
25	(.733)	.8085	(.600)
37	(1.033)	1.1085	(.900)
51	(1.383)	1.4585	(1.250)

1. SHELL OPTIONS (TO BE SPECIFIED IN NANONICS PART NUMBER):  
 METAL: 6061-T6 ALUMINUM, ELECTROLESS NICKEL PLATED PER MIL-C-26074 (STANDARD) OR GOLD PLATED PER MIL-G-45204  
 303 STAINLESS STEEL, PASSIVATED PER SAE-AMS-QQ-P-35  
 INSULATOR MATERIAL FOR ALL METAL SHELLS IS LIQUID CRYSTAL POLYMER (LCP) PER MIL-M-24519 OR PER ASTM D5138  
 PLASTIC: LIQUID CRYSTAL POLYMER (LCP) PER MIL-M-24519 OR PER ASTM D5138
2. STANDARD 1.00UNM CAPTIVE JACKSCREWS ARE SHOWN FOR REFERENCE ONLY AND MUST BE SPECIFIED IN THE NANONICS PART NUMBER WHEN REQUIRED. JACKSCREW MATERIAL IS 303 STAINLESS STEEL, PASSIVATED PER SAE-AMS-QQ-P-35, AND DRY LUBED PER DOD-L-85645. RETAINING RING IS 17-4 STAINLESS STEEL, PASSIVATED PER SAE-AMS-QQ-P-35. JACKSCREWS HAVE A .9mm HEX SOCKET HEAD. 1.20UNM JACKSCREWS ALSO AVAILABLE.
3. THIS CONFIGURATION TO HAVE SOLDER CUPS WHICH ARE TO BE TERMINATED BY THE CUSTOMER WITH 30 AWG STRANDED OR SMALLER WIRE. SOLDER CUPS ARE GOLD PLATED PER MIL-G-45204.
4. NANONICS TERMINATION CODE: 11500
5. THIS DRAWING PREVIOUSLY IDENTIFIED AS NANONICS 303-0017-XX

THIS DRAWING IS A CONTROLLED DOCUMENT.		DWN D. RYAN 02-12-99	Tyco Electronics Corporation Harrisburg, PA 17105
DIMENSIONS: INCHES		CHK M. STORRY 02-16-99	
TOLERANCES UNLESS OTHERWISE SPECIFIED:		APVD S. KAIN 07-10-00	NAME PLUG ASSEMBLY, SINGLE ROW DUALLOBE, SOLDER CUP TERMINATION, PLASTIC OR METAL
0 PLC ± - 1 PLC ± - 2 PLC ± .010 3 PLC ± .005 4 PLC ± - ANGLES ± 1°		APPLICATION SPEC	SIZE A2
MATERIAL SEE NOTES		WEIGHT -	CAGE CODE 00779
FINISH SEE NOTES		DRAWING NO C=1589051	
CUSTOMER DRAWING		SCALE 8:1	RESTRICTED TO -
		SHEET 1	OF 1
		REV F	

1589051