



**MATERIAL**

Aluminium.



**STANDARD EXECUTIONS**

- **SQMA-B-MT**: natural aluminium, matte finish.
- **SQMA-B-SW**: aluminium, epoxy resin coating, RAL 9005 black colour, matte finish.
- **SQMA-B-SR**: aluminium, epoxy resin coating, RAL 9006 grey colour, matte finish.



**CLOSING CAP**

Glass-fibre reinforced polyamide based (PA) technopolymer, black colour, matte finish.



**SCREWS, NUTS AND WASHERS.**

Zinc-plated steel.



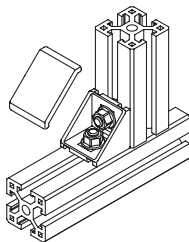
**FEATURES AND APPLICATIONS**

SQMA. fixing angles are particularly suitable for the assembly, in a very easy way, of structures made out of aluminium profiles (dimensions 30/40/45 mm) for safety protections of machines and equipment.



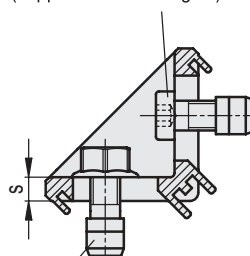
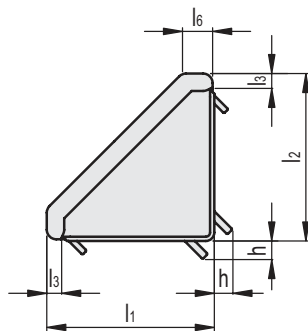
**SPECIAL EXECUTIONS ON REQUEST**

Angles without cover, screws, nuts and fixing inserts (SQMA-A).



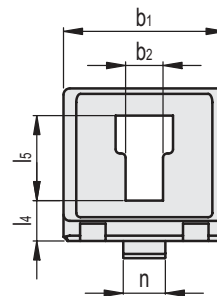
**SQMA-30**

For assembly set for slot width 8 mm:  
2 Dowels for T-slots GN 505  
2 Screws with hexagon socket (supplied with the angles)



**SQMA-40/45**

For assembly set for slot width 10 mm:  
2 Dowels for T-slots GN 505.4  
2 Flanged nuts (supplied with the angles)



Conversion Table	
1 mm = 0.039 inch	
mm	inch
30	1.18
40	1.57
45	1.77

Code	Description	h	l1	l2	l3	l4	l5	l6	n	b1	b2	s	⚖️
156001	SQMA-30-8-30-30-B-MT	2.1	30	30	3	9.7	10.4	6.8	8	28	6.3	5.9	23
156003	SQMA-30-8-30-30-B-SW	2.1	30	30	3	9.7	10.4	6.8	8	28	6.3	5.9	23
156002	SQMA-30-8-30-30-B-SR	2.1	30	30	3	9.7	10.4	6.8	8	28	6.3	5.9	23
156011	SQMA-40-10-40-40-B-MT	4.1	40	40	4	9.5	20	7.2	10	38	8.5	5.6	37
156013	SQMA-40-10-40-40-B-SW	4.1	40	40	4	9.5	20	7.2	10	38	8.5	5.6	37
156012	SQMA-40-10-40-40-B-SR	4.1	40	40	4	9.5	20	7.2	10	38	8.5	5.6	37
156021	SQMA-45-10-45-45-B-MT	4.1	45	45	4	15.7	18.7	11.5	10	43	8.5	9.7	49
156023	SQMA-45-10-45-45-B-SW	4.1	45	45	4	15.7	18.7	11.5	10	43	8.5	9.7	49
156022	SQMA-45-10-45-45-B-SR	4.1	45	45	4	15.7	18.7	11.5	10	43	8.5	9.7	49