

**Data sheet | Item number: 788-548**

Relay module; Nominal input voltage: 115 VAC; 2 changeover contacts;  
Limiting continuous current: 8 A; with manual operation; Red status indicator;  
Module width: 15 mm

[www.wago.com/788-548](http://www.wago.com/788-548)





Subject to changes. Please also observe the further product documentation!

---

WAGO GmbH & Co. KG  
Hansastr. 27  
32423 Minden  
Phone: +49571 887-0 | Fax: +49571 887-169  
Email: [info.de@wago.com](mailto:info.de@wago.com) | Web: [www.wago.com](http://www.wago.com)

Do you have any questions about our products?  
We are always happy to take your call at +49 (571) 887-44222.



Subject to changes. Please also observe the further product documentation!



## Data

### Notes

Safety information

A separator plate (e.g., 209-191) must be used for voltages greater than 250 V between adjacent relay modules and for compliance with the reinforced insulation requirements.

Note

- Reinforced insulation between coil and contacts
- To protect the relay coils and contacts, inductive loads must be dampened with an effective protection circuit.

Subject to changes. Please also observe the further product documentation!

WAGO GmbH & Co. KG  
Hansastr. 27  
32423 Minden  
Phone: +49571 887-0 | Fax: +49571 887-169  
Email: [info.de@wago.com](mailto:info.de@wago.com) | Web: [www.wago.com](http://www.wago.com)

Do you have any questions about our products?  
We are always happy to take your call at +49 (571) 887-44222.



## Technical data

### Control Circuit

Nominal input voltage $U_N$	AC 115 V
Input voltage range	$\pm 10\%$
Nominal input current at $U_N$	7 mA

### Load circuit

Number of changeover/switchover contacts	2
Contact material (relay)	AgNi
Limiting continuous current	8 A
Inrush current (resistive) max.	(AC) 16 A / 0.02 s; (AC) 12 A / 4 s
Switching voltage (max.)	AC 250 V
Switching power (resistive) max.	AC 2000 VA; DC (see load limit curve)
Switching capacity	AC-15: 1.5 A / AC 240 V; DC-13: 1 A / DC 24 V
Recommended minimum load	12 V / 10 mA
Pull-in time (typ.)	15 ms
Drop-out time (typ.)	8 ms
Bounce time (typ.)	7 ms
Electrical life (NO; resistive load; 23 °C)	$10 \times 10^3$ switching operations
Mechanical life	$5 \times 10^6$ switching operations
Switching frequency with/without load (max.)	$6 \text{ min}^{-1}$ / $300 \text{ min}^{-1}$

### Signaling

Status indicator	Red LED Mechanical
------------------	-----------------------

### Safety and protection

Rated voltage	250 V
Rated surge voltage	4 kV
Pollution degree	3
Dielectric strength (control/load circuit) (AC, 1 min)	5 kVrms
Dielectric strength (open contact) (AC, 1 min)	1 kVrms
Dielectric strength (load/load circuit) (AC, 1 min)	2.5 kVrms
Safety information	A separator plate (e.g., 209-191) must be used for voltages greater

Subject to changes. Please also observe the further product documentation!

WAGO GmbH & Co. KG  
Hansastr. 27  
32423 Minden  
Phone: +49571 887-0 | Fax: +49571 887-169  
Email: [info.de@wago.com](mailto:info.de@wago.com) | Web: [www.wago.com](http://www.wago.com)

Do you have any questions about our products?  
We are always happy to take your call at +49 (571) 887-44222.



than 250 V between adjacent relay modules and for compliance with the reinforced insulation requirements.

Protection type	IP20
-----------------	------

### Connection data

Connection technology	Push-in CAGE CLAMP®
Solid conductor	0.34 ... 2.5 mm <sup>2</sup> / 22 ... 14 AWG
Fine-stranded conductor	0.34 ... 2.5 mm <sup>2</sup> / 22 ... 14 AWG
Strip length	9 ... 10 mm / 0.35 ... 0.39 inches

### Physical data

Width	15 mm / 0.591 inches
Height	86 mm / 3.386 inches
Depth from upper-edge of DIN-rail	73 mm / 2.874 inches

### Mechanical data

Mounting type	DIN-35 rail
---------------	-------------

### Material Data

Fire load	0.669 MJ
Weight	46.5 g

### Environmental requirements

Ambient temperature (operation at U <sub>N</sub> )	-40 ... +70 °C
Ambient temperature UL (operation at U <sub>N</sub> )	-40 ... +50 °C
Ambient temperature (storage)	-40 ... +70 °C
Processing temperature	-25 ... +50 °C
Temperature range of connection cable	≥ (T <sub>ambient</sub> + 20 K)

### Standards and specifications

Standards/specifications	EN 61010-2-201 EN 61810-1 EN 61373 UL 508
--------------------------	--

Subject to changes. Please also observe the further product documentation!



## Commercial data

Product Group	6 (INTERFACE ELECTRONIC)
eCl@ss 10.0	27-37-16-01
eCl@ss 9.0	27-37-16-01
ETIM 8.0	EC001437
ETIM 7.0	EC001437
Recupel Type	
PU (SPU)	15 (1) pcs
Packaging type	box
Country of origin	DE
GTIN	4050821226819
Customs tariff number	85364900990

## Environmental Product Compliance

RoHS Compliance Status	Compliant, No Exemption
------------------------	-------------------------

## Approvals / Certificates

### General approvals

Logo	Approval	Additional Approval Text	Certificate name
	<b>EAC</b> Brjansker Zertifizierungsstelle	TP TC 004/2011	EAC RU C-DE.AM02.B.00122/19
	<b>UL</b> Underwriters Laboratories Inc. (ORDINARY LOCATIONS)	UL 508	E175199 Vol.1 Sec. 6

### Declarations of conformity and manufacturer's declarations

Logo	Approval	Additional Approval Text	Certificate name
	<b>EU-Declaration of Conformity</b> WAGO GmbH & Co. KG	-	-

## Optional accessories

### Tool

Operating tool	
<b>Item no.: 210-720</b>	<a href="http://www.wago.com/210-720">www.wago.com/210-720</a>

Subject to changes. Please also observe the further product documentation!



Operating tool; Blade: 3.5 x 0.5 mm; with a partially insulated shaft; multicoloured

#### Marking accessories

##### Marking strip

**Item no.: 2009-110**

Marking strips; for Smart Printer; on reel; not stretchable; plain; snap-on type; white

[www.wago.com/2009-110](http://www.wago.com/2009-110)

##### Marking device

**Item no.: 210-110**

Fiber-tip pen

[www.wago.com/210-110](http://www.wago.com/210-110)

##### Double marker carrier

**Item no.: 209-128**

Adaptor; gray

[www.wago.com/209-128](http://www.wago.com/209-128)

##### Protective marker cover

**Item no.: 209-184**

Protection cover; transparent

[www.wago.com/209-184](http://www.wago.com/209-184)

##### Marker

**Item no.: 2009-115**

WMB-Inline; for Smart Printer; 1500 pieces on roll; stretchable 5 - 5.2 mm; plain; snap-on type; white

[www.wago.com/2009-115](http://www.wago.com/2009-115)

**Item no.: 209-183**

Marker; white

[www.wago.com/209-183](http://www.wago.com/209-183)

**Item no.: 793-501**

WMB marking card; as card; not stretchable; plain; snap-on type; white

[www.wago.com/793-501](http://www.wago.com/793-501)

**Item no.: 793-502**

WMB marking card; as card; MARKED; 1 ... 10 (10x); not stretchable; Horizontal marking; snap-on type; white

[www.wago.com/793-502](http://www.wago.com/793-502)

**Item no.: 793-503**

WMB marking card; as card; MARKED; 11 ... 20 (10x); not stretchable; Horizontal marking; snap-on type; white

[www.wago.com/793-503](http://www.wago.com/793-503)

**Item no.: 793-504**

WMB marking card; as card; MARKED; 21 ... 30 (10x); not stretchable; Horizontal marking; snap-on type; white

[www.wago.com/793-504](http://www.wago.com/793-504)

**Item no.: 793-505**

WMB marking card; as card; MARKED; 31 ... 40 (10x); not stretchable; Horizontal marking; snap-on type; white

[www.wago.com/793-505](http://www.wago.com/793-505)

##### Group marker carrier

**Item no.: 209-145**

Group marker carrier; white

[www.wago.com/209-145](http://www.wago.com/209-145)

**Item no.: 249-105**

Group marker carrier; gray

[www.wago.com/249-105](http://www.wago.com/249-105)

#### Ferrule

##### Ferrule

**Item no.: 216-241**

Subject to changes. Please also observe the further product documentation!

WAGO GmbH & Co. KG

Hansastr. 27

32423 Minden

Phone: +49571 887-0 | Fax: +49571 887-169

Email: [info.de@wago.com](mailto:info.de@wago.com) | Web: [www.wago.com](http://www.wago.com)

Do you have any questions about our products?

We are always happy to take your call at +49 (571) 887-44222.



Ferrule; Sleeve for 0.5 mm <sup>2</sup> / 20 AWG; insulated; electro-tin plated; electrolytic copper; gastight crimped; acc. to DIN 46228, Part 4/09.90; white	<a href="http://www.wago.com/216-241">www.wago.com/216-241</a>
<b>Item no.: 216-242</b> Ferrule; Sleeve for 0.75 mm <sup>2</sup> / 18 AWG; insulated; electro-tin plated; electrolytic copper; gastight crimped; acc. to DIN 46228, Part 4/09.90; gray	<a href="http://www.wago.com/216-242">www.wago.com/216-242</a>
<b>Item no.: 216-243</b> Ferrule; Sleeve for 1 mm <sup>2</sup> / AWG 18; insulated; electro-tin plated; electrolytic copper; gastight crimped; acc. to DIN 46228, Part 4/09.90; red	<a href="http://www.wago.com/216-243">www.wago.com/216-243</a>
<b>Item no.: 216-244</b> Ferrule; Sleeve for 1.5 mm <sup>2</sup> / AWG 16; insulated; electro-tin plated; electrolytic copper; gastight crimped; acc. to DIN 46228, Part 4/09.90; black	<a href="http://www.wago.com/216-244">www.wago.com/216-244</a>
<b>Item no.: 216-542</b> Twin ferrule; Sleeve for 2 x 1 mm <sup>2</sup> / AWG 2 x 18; red, insulated; 12 mm long; red	<a href="http://www.wago.com/216-542">www.wago.com/216-542</a>

### Indicators

Status indication	
<b>Item no.: 788-124</b> Accessories for relay modules; Operation status indicator: red	<a href="http://www.wago.com/788-124">www.wago.com/788-124</a>

### Jumpers

Jumper	
<b>Item no.: 788-116</b> Jumper; for jumper slot; 6-way; insulated; light gray	<a href="http://www.wago.com/788-116">www.wago.com/788-116</a>
<b>Item no.: 788-117</b> Jumper; for jumper slot; 8-way; insulated; light gray	<a href="http://www.wago.com/788-117">www.wago.com/788-117</a>
<b>Item no.: 788-114</b> Jumper; for jumper slot; 3-way; insulated; light gray	<a href="http://www.wago.com/788-114">www.wago.com/788-114</a>
<b>Item no.: 788-113</b> Jumper; for jumper slot; 2-way; insulated; light gray	<a href="http://www.wago.com/788-113">www.wago.com/788-113</a>
<b>Item no.: 788-115</b> Jumper; for jumper slot; 4-way; insulated; light gray	<a href="http://www.wago.com/788-115">www.wago.com/788-115</a>
<b>Item no.: 859-402</b> Jumper; for jumper slot; 2-way; insulated; light gray	<a href="http://www.wago.com/859-402">www.wago.com/859-402</a>
<b>Item no.: 788-118</b> Jumper; for jumper slot; 2-way; from 1 to 3; insulated; light gray	<a href="http://www.wago.com/788-118">www.wago.com/788-118</a>

### Filter Module

Suppressor module	
<b>Item no.: 788-148</b> Filter module; RC filter element; Nominal voltage: 230 VAC	<a href="http://www.wago.com/788-148">www.wago.com/788-148</a>

## Downloads

### Documentation

Subject to changes. Please also observe the further product documentation!

WAGO GmbH & Co. KG  
 Hansastr. 27  
 32423 Minden  
 Phone: +49571 887-0 | Fax: +49571 887-169  
 Email: [info.de@wago.com](mailto:info.de@wago.com) | Web: [www.wago.com](http://www.wago.com)

Do you have any questions about our products?  
 We are always happy to take your call at +49 (571) 887-44222.





### Bid Text

788-548 X81 - Datei	2019 年2月19 日	xml 5.1 kB	Download
------------------------	--------------	---------------	----------

788-548 docx - Datei	2019 年1月25 日	docx 17.2 kB	Download
-------------------------	--------------	-----------------	----------

### Instruction Leaflet

Sockets with Elementary Relay/ SSR	V 1.0.1 2020 年10月9 日	pdf 2.3 MB	Download
------------------------------------	-------------------------	---------------	----------

### Additional Information

Disposal and Recycling Electrical and electronic equipment, Batteries, Packaging	V 1.1.0 2022 年8月18 日	pdf 2.2 MB	Download
---	-------------------------	---------------	----------

### CAD/CAE-Data

#### CAE data

EPLAN Data Portal 788-548	URL	Download
---------------------------	-----	----------

WSCAD Universe 788-548	URL	Download
------------------------	-----	----------

ZUKEN Portal 788-548	URL	Download
----------------------	-----	----------

#### CAD data

2D/3D Models 788-548	URL	Download
----------------------	-----	----------

### Environmental Product Compliance

#### Compliance Search

Environmental Product Compliance 788-548	URL	Download
--	-----	----------


Relay module; Nominal input voltage: 115 VAC; 2 changeover contacts; Limiting continuous current: 8 A; with manual operation; Red status indicator; Module width: 15 mm

Subject to changes. Please also observe the further product documentation!



## Installation Notes

### Conductor termination




### Conductor termination

### Commoning



### Easy commoning using adjacent jumpers

### Marking



### Marking using WMB Multi markers and group marker carriers.

Subject to changes. Please also observe the further product documentation!