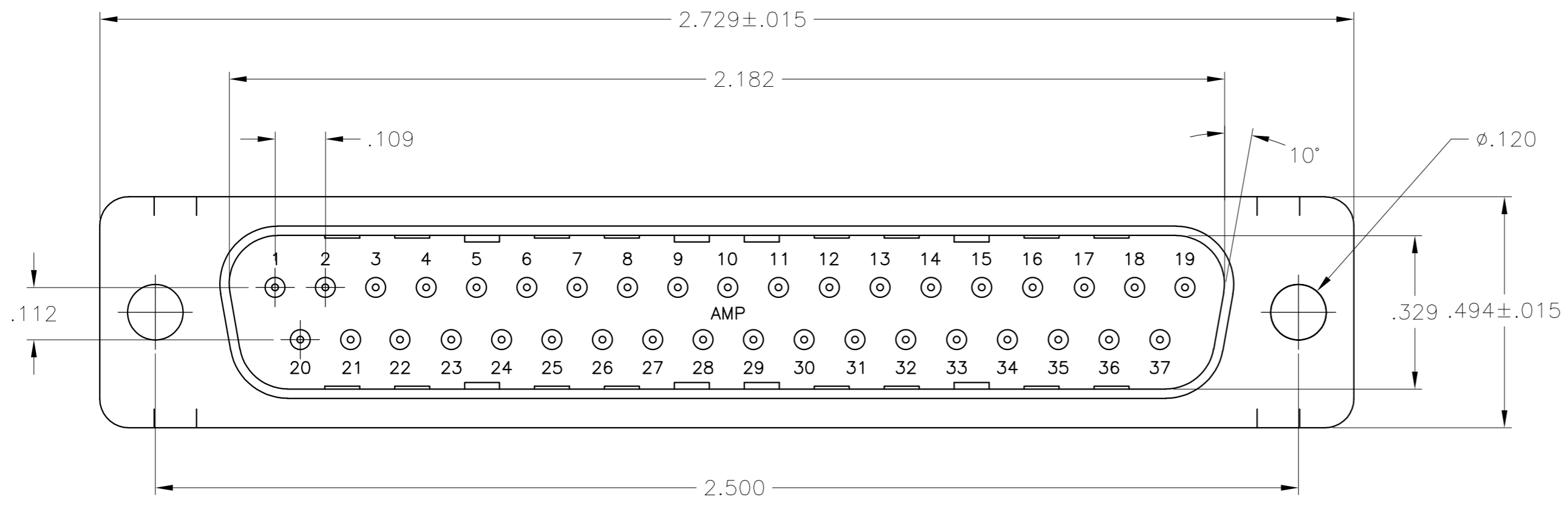


THIS DRAWING IS UNPUBLISHED. RELEASED FOR PUBLICATION
 © COPYRIGHT BY TYCO ELECTRONICS CORPORATION. ALL INTERNATIONAL RIGHTS RESERVED.

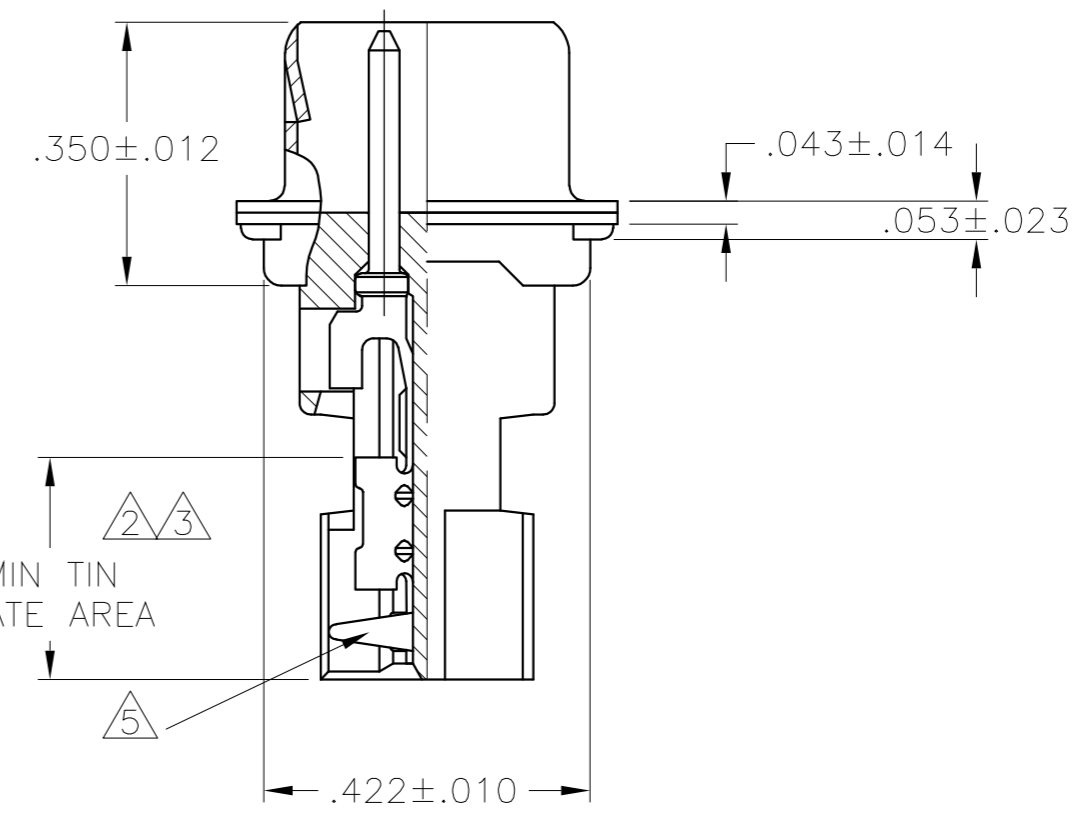
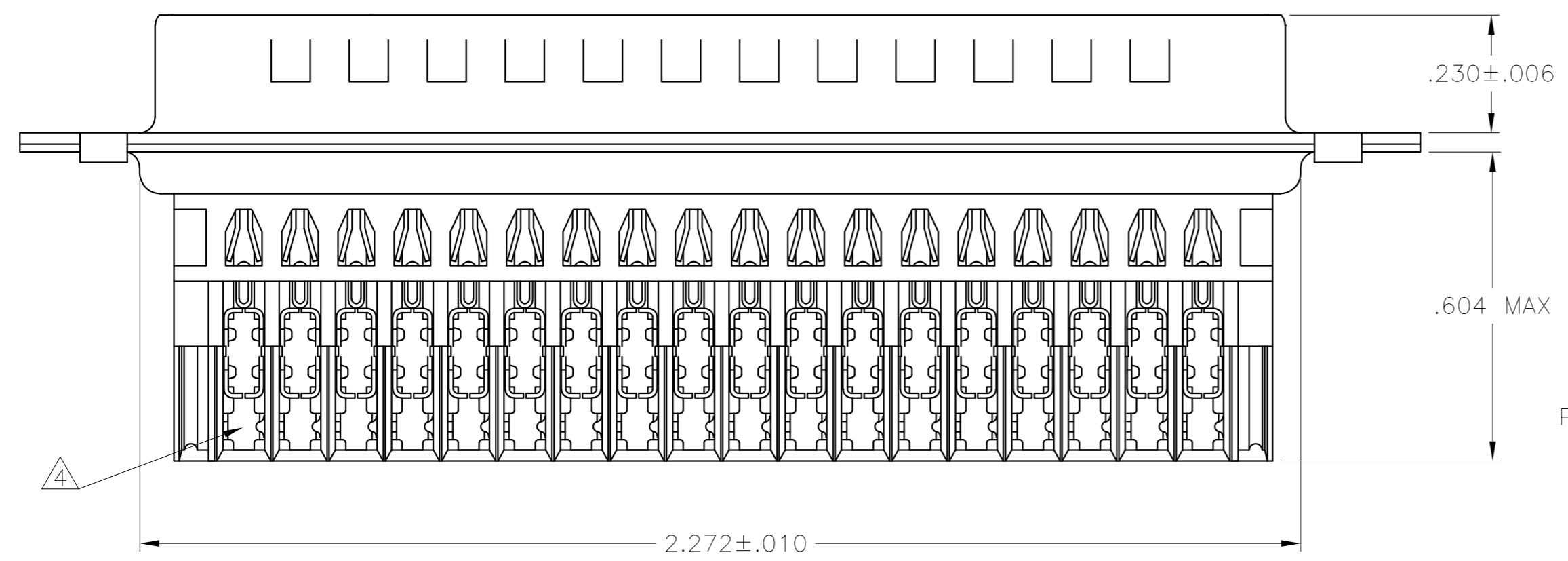
LOC	DIST	REVISIONS					
GP	00	P	LTR	DESCRIPTION	DATE	DWN	APVD
		C		REVISED PER ECO-08-016984	10JUL08	JDP	CWR



△ SHELLS: .000200 MIN TIN OVER
 .000100 MIN COPPER.
 CONTACTS: GOLD PLATED FOR A LENGTH OF .150 MIN FROM MATING END,
 .000030 MIN GOLD IN MATED AREA,
 .000100-.000200 MATTE TIN IN AREA SHOWN, ALL OVER
 .000050 MIN NICKEL UNDERPLATE ON ENTIRE CONTACT.

OR
 CONTACTS: GOLD PLATED FOR A LENGTH OF .150 MIN FROM MATING END,
 GOLD FLASH OVER
 PALLADIUM-NICKEL, .000030 MIN TOTAL IN MATED AREA,
 .000100-.000200 MATTE TIN IN AREA SHOWN, ALL OVER
 .000050 MIN NICKEL UNDERPLATE ON ENTIRE CONTACT.

△ NUMBER ON CONTACT INDICATES WIRE RANGE.
 △ CONTACT INSULATION RANGE IS .060 MAX OD, WIRE RANGE IS #22-26.



△ INSERT: THERMOPLASTIC, 94V-0 RATED, COLOR BLACK.
 SHELLS: STEEL PER ASTM A109.
 CONTACTS: PHOS BRONZE PER QQ-B-750.

△ SHELLS: .000200 MIN BRIGHT TIN OR BRIGHT TIN-LEAD OVER .000100 MIN COPPER.
 CONTACTS: GOLD PLATED FOR A LENGTH OF .150 MIN FROM MATING END,
 .000030 MIN GOLD IN MATED AREA,
 .000100-.000200 BRIGHT TIN OR BRIGHT TIN-LEAD IN AREA SHOWN, ALL OVER
 .000050 MIN NICKEL UNDERPLATE ON ENTIRE CONTACT.

OR
 CONTACTS: GOLD PLATED FOR A LENGTH OF .150 MIN FROM MATING END, GOLD FLASH OVER
 .000030 MIN PALLADIUM-NICKEL IN MATED AREA,
 .000100-.000200 BRIGHT TIN OR BRIGHT TIN-LEAD IN AREA SHOWN, ALL OVER
 .000050 MIN NICKEL UNDERPLATE ON ENTIRE CONTACT.

	△3	747561-8
OBSOLETE	△2	747561-2
	FINISH	PART NUMBER

THIS DRAWING IS A CONTROLLED DOCUMENT.		DWN J.GERACE 30OCT02	Tyco Electronics Corporation Harrisburg, PA 17105-3608	
DIMENSIONS: INCHES		CHK S.BOLASH 30OCT02	NAME	
TOLERANCES UNLESS OTHERWISE SPECIFIED:		APVD M.WALMSLEY 30OCT02	PRODUCT SPEC	
0 PLC ± -		108-40011		
1 PLC ± -		APPLICATION SPEC		
2 PLC ± -		114-40002		
3 PLC ± .005		SIZE CAGE CODE DRAWING NO		
4 PLC ± -		A2 00779 C=747561		
ANGLES ± 2°		RESTRICTED TO		
MATERIAL		WEIGHT -		
FINISH		CUSTOMER DRAWING		
SEE TABLE		SCALE 4:1 SHEET 1 of 1 REV C		