
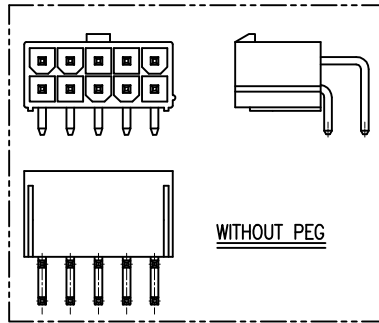
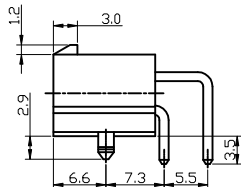
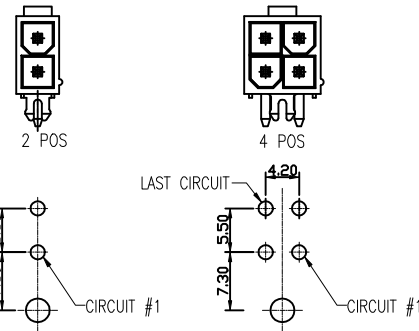


PCB LAYOUT COMPONENT SIDE

FOR 6 ~ 24 POS.  
THICKNESS:1.6, TOLERANCE:±0.05



NOTES:

- HOUSING:  
MATERIAL:-SEE PART NO. SCHEME,UL94V0,HALOGEN FREE.  
COLOUR:-SEE PART NO. SCHEME.
- CONTACT:  
MATERIAL: BRASS.  
PLATING: 50u" MIN SEMI BRIGHT Ni OVERALL UNDER PLATED.  
OPTIONAL PLATING ON CONTACT AREA.
- REFER GS-20-0401 APPLICATION SPEC FOR MATING CONNECTOR.
- PRODUCT SPECIFICATION: GS-12-1181.
- PACKAGE SPECIFICATION: GS-14-2362.
- APPLICATION SPECIFICATION: GS-20-0401
- THE HOUSING WILL WITHSTAND EXPOSURE TO 265°C PEAK TEMPERATURE FOR 5 SECONDS IN A WAVE SOLDER APPLICATION WITH A 1.6mm MINIMUM THICK CIRCUIT BOARD. (FOR NYLON)
- THE HOUSING WILL WITHSTAND EXPOSURE TO 260°C PEAK TEMPERATURE FOR 10 SECONDS IN A REFLOW OVEN. (FOR LCP ONLY)
- THIS LF PRODUCT MEETS EUROPEAN UNION DIRECTIVES AND OTHER COUNTRY REGULATIONS AS DESCRIBED IN GS-47-0004.
- PART NUMBER SCHEME

110127819- XX X X X X X LF  
 X LEAD FREE  
 X PACKAGE:  
 X BLANK: TRAY  
 X T: TAPE & REEL  
 X LOCATING PEG:  
 X BLANK: NONE  
 X P: BOTH PEGS  
 X HSG MATERIAL:  
 1: NYLON 66  
 2: LCP  
 G: NYLON 66 (GLOW WIRE COMPATIBLE)  
 POS. CODE:  
 02: 2 POS.  
 04: 4 POS.  
 5  
 24: 24 POS.  
 S1: 16 POS  
 (WITHOUT STANDOFF AND PEG)

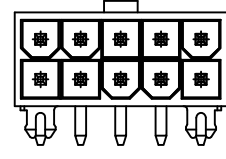
PLATING CODE:  
 1: GOLD FLASH OVERALL  
 2: 100u" BRIGHT TIN OVERALL  
 3: 150u" Au ON CONTACT AREA AND 100u" MIN BRIGHT TIN ON TAILS.  
 4: 30u" Au ON CONTACT AREA AND 100u" MIN BRIGHT TIN ON TAILS  
 5: 100u" MATTE TIN OVERALL  
 6: 160u" MATTE TIN OVERALL

PART NUMBER	POS.	A	B
10127819-02XXXXXLF	02	4.2	5.4
10127819-04XXXXXLF	04	4.2	9.6
10127819-06XXXXXLF	06	8.4	13.8
10127819-08XXXXXLF	08	12.6	18.0
10127819-10XXXXXLF	10	16.8	22.2
10127819-12XXXXXLF	12	21.0	26.4
10127819-14XXXXXLF	14	25.2	30.6
10127819-16XXXXXLF	16	29.4	34.8
10127819-18XXXXXLF	18	33.6	39.0
10127819-20XXXXXLF	20	37.8	43.2
10127819-22XXXXXLF	22	42.0	47.4
10127819-24XXXXXLF	24	46.2	51.6

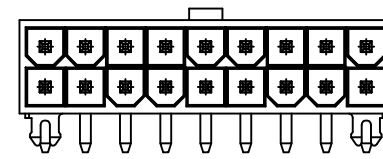
mat'l. code		surface		tolerance		projection	product family	
		ISO 1302	ISO 406	ISO 1101			MINITEK PWR 4.2	
ltr	ecn no	dr	date	tolerances unless otherwise specified		mm	title	
H	ELX-T-23408	TAI	2016-08-11	angles	.X±0.4		MINITEK PWR4.2 WTB HEADER	
J	ELX-N-26437	TONY	2017-03-22	linear	.XX±0.3	DUAL ROW, R/A, DIP TYPE		
K	ELX-N-27446	TONY	2017-07-12	X'±5'		scale	N.T.S	
L	ELX-N-29540	TONY	2018-03-14	dr	KENNY TAI	2013-10-21	dwg no	
M	ELX-I-43510	SONY	2022-05-15	engr	SONY	2022-05-15	sheet 1 of 2	
				chr	SONY	2022-05-15	size	
				appd	MITHUN	2022-05-15	A3	
sheet index		revision sheet	M	M			type Product Customer Drawing	
		1	2					



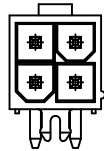
2 POS



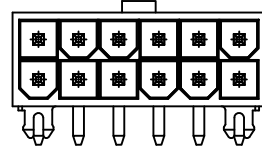
10 POS



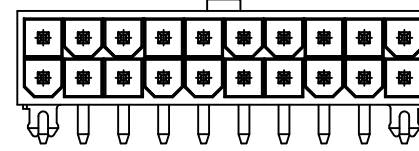
18 POS



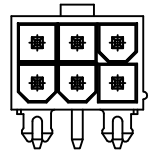
4 POS



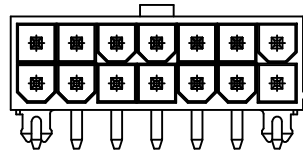
12 POS



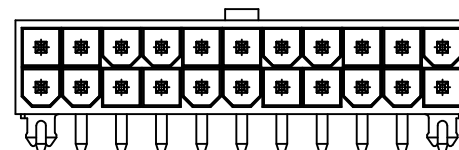
20 POS



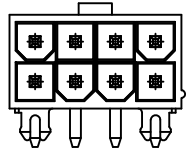
6 POS



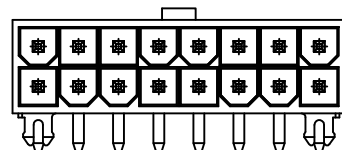
14 POS



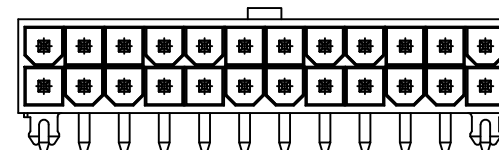
22 POS



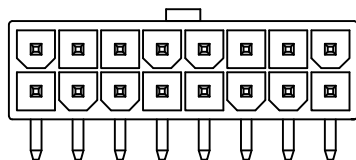
8 POS



16 POS



24 POS



10127819-S1XXXXLF  
(WITHOUT STANDOFF & PEG)

mat'l. code		surface ISO 1302 <input checked="" type="checkbox"/> ISO 406 <input type="checkbox"/> ISO 1101 <input type="checkbox"/>		tolerance ISO 406 <input checked="" type="checkbox"/> ISO 1101 <input type="checkbox"/>		projection 		product family MINITEK PWR 4.2	
ltr	ecn no	dr	date	tolerances unless otherwise specified		mm 		title MINITEK PWR4.2 WTB HEADER DUAL ROW, R/A, DIP TYPE	
				angles	linear	scale N.T.S		dwg no	
				x'±5'				sheet 2 of 2	
				dr	KENNY TAI	2013-10-21		size	
				enfr	SONY	2022-05-15		A3	
				chr	SONY	2022-05-15		10127819	
				appd	MITHUN	2022-05-15		type Product Customer Drawing	
sheet	revision	M	M						
index	sheet	1	2						