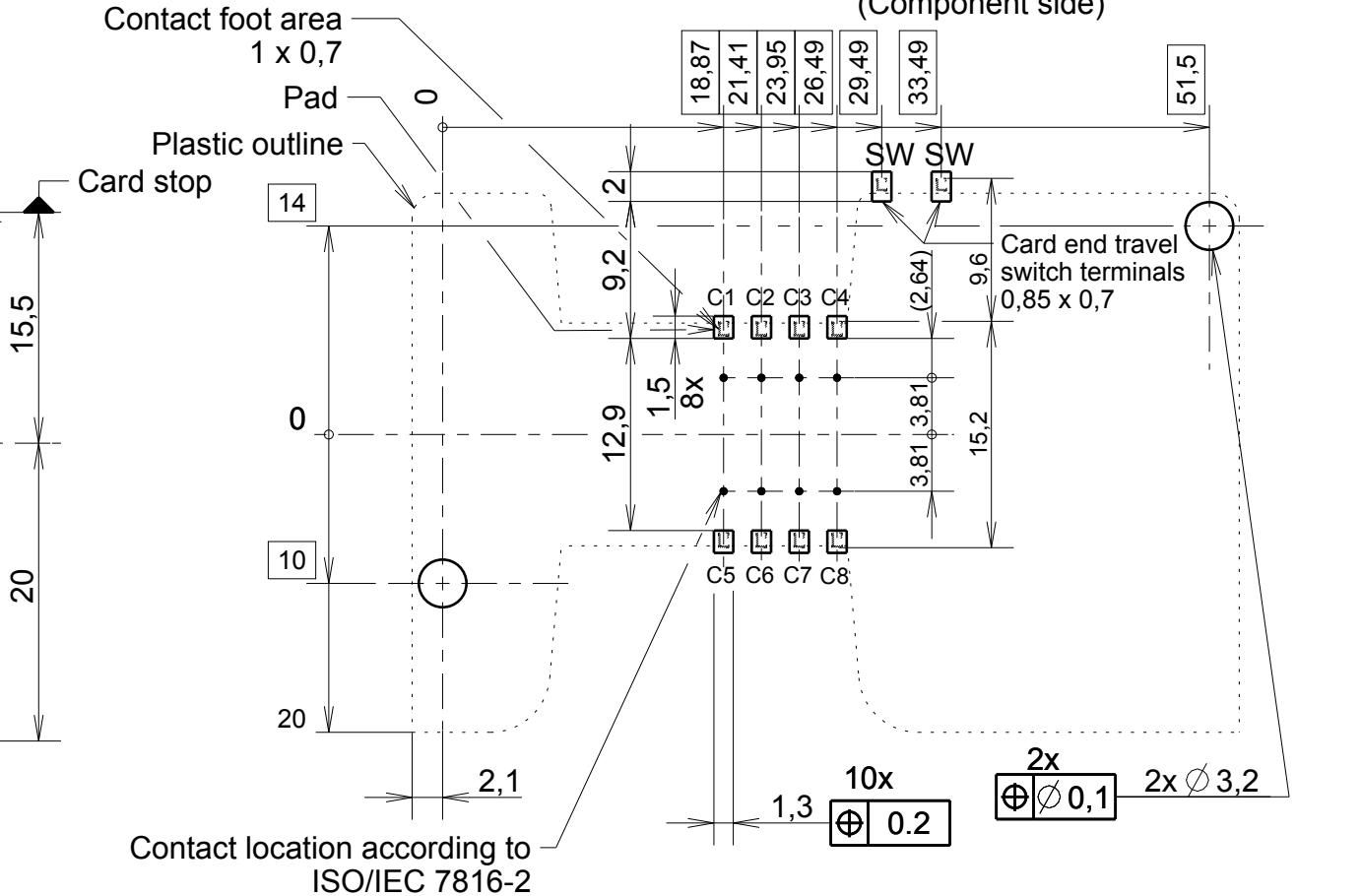
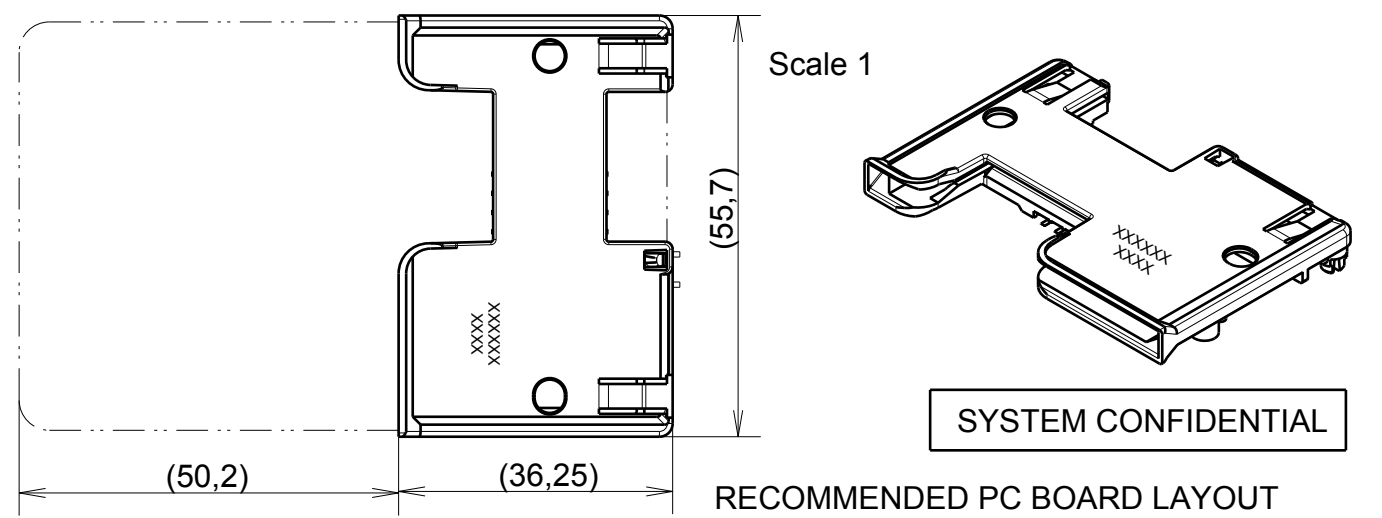
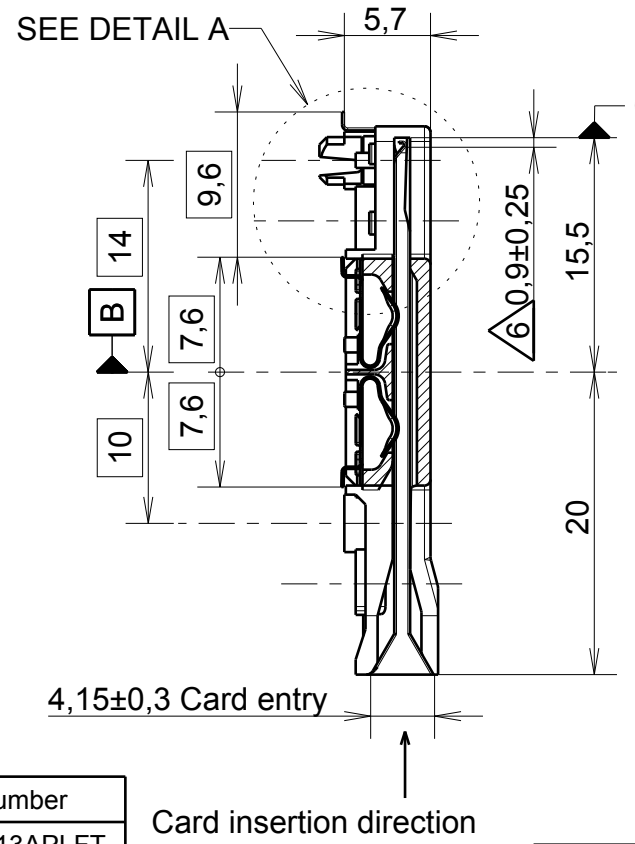
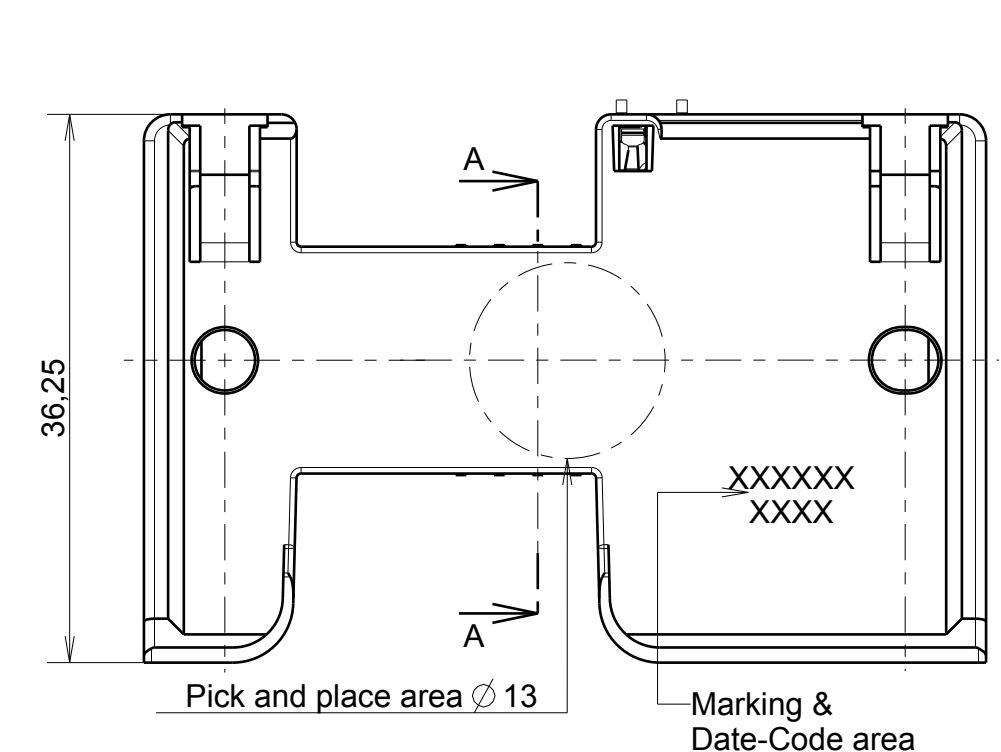
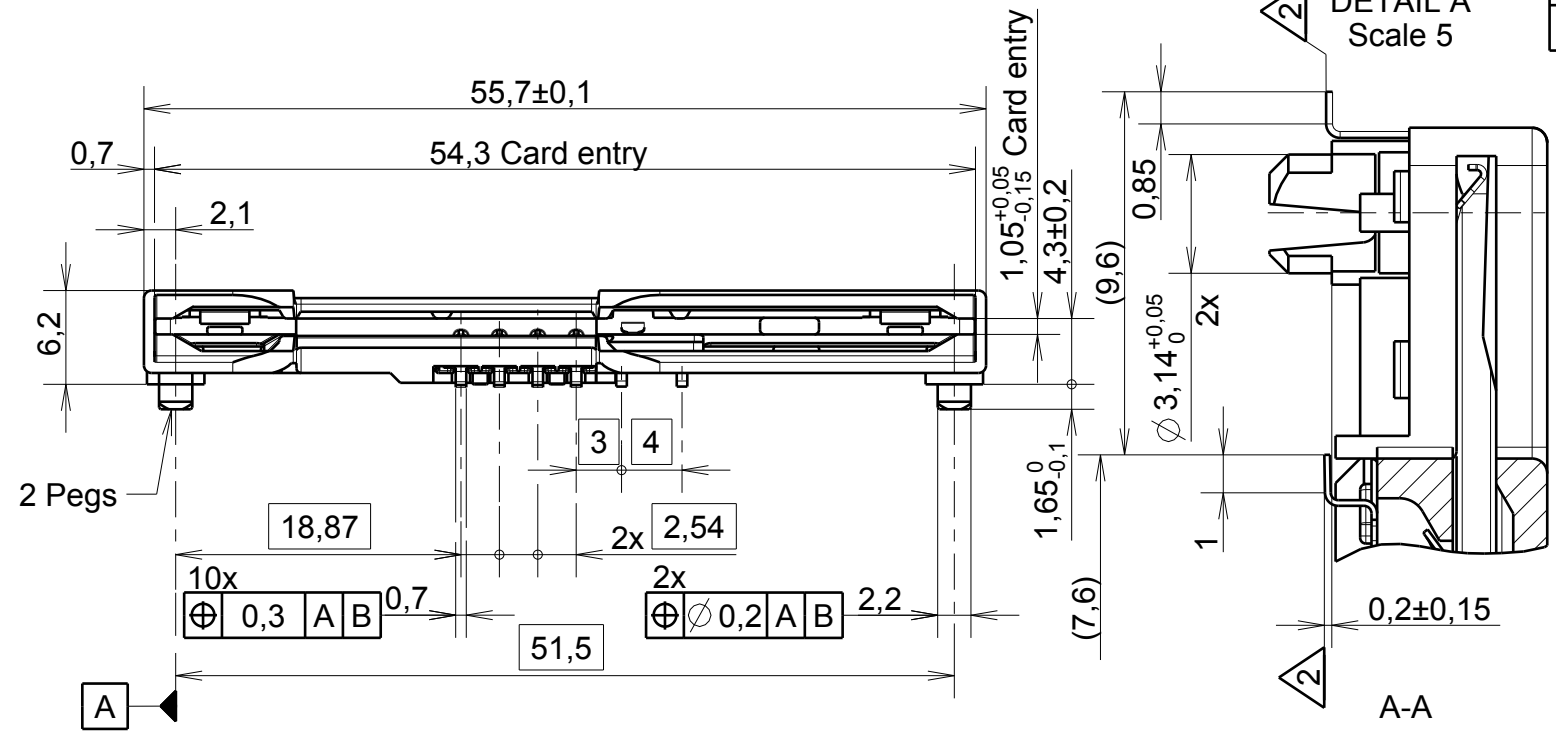


REV.	N° DCR	NATURE DE LA MODIFICATION	DATE	VISA
E	ECR-8638	the 6 pins removed	17/12/2012	GP



Packaging	Packaging drawing	Marking	Designation	Part Number
Tray 30 parts	030278Y0043	2013TP	CCM01-2013AP LFT T30/	Y1112-2013APLFT
Tray 25 parts	030278Y0064		CCM01-2013CP LFT T25/	Y1112-2013CPLFT
Reel	030278Y0059		CCM01-2013BP LFT R201	Y1112-2013BPLFT

- Notes :
- 1 - Termination to PCB : SMT reflow soldering Temperature/time profile according to : C&K PS-LF-001 specification. Since there are no boardlocks , the connector must be held in place on the PCB across the top face of the cover.
 - 2 - Level of each contact tail compared to the nearest plastic stand-off. Coplanarity of metal soldering surfaces : 0,15 mm
 - 3 - Recommendation for solder paste thickness $\geq 0,2$ mm.
 - 4 - 2,5 microns min tin plating on contact terminal areas. 0,1 microns min gold plating on switch terminal areas.
 - 5 - Contact forces :
 - max 0,5 N per contact with max. card thickness.
 - min 0,2 N per contact with min. card thickness.
 - 6 - Card end travel switch NO activates when the sliding card is 0,9 mm from the card stop.
 - 7 - In case of customer accessories integration requesting an interface with CCM, please ask C&K for a 3D model.

MATERIAL / VOLUME	TREATMENT	PROTECTION
UNLESS OTHERWISE : - DIMENSIONS GIVEN BEFORE PROTECTION - BURRS AND SHARP EDGES DELETED	ANGULAR TOLERANCE ± 2 LINEAR TOLERANCE $\pm 0,1$ SURFACE FINISH R_a	CRITICAL DIMENSIONS SPC DIMENSIONS
CREATE BY PAILLE V. DATE 03/07/2007	CHECKED BY DATE	MODIFIED ON THIS REV. ●
APPROVED BY Laurent Kubat DATE 2012.09.17 13:44:39 +02'00'	REPLACE	FILENAME 1112M1Y2013_JO74IR FOLDER Dossier racine/dole_south_rd/ccm01/mk2/v2
 C&K Components BP 359 - 39105 Dole - FRANCE -	 SCALE 2,00	CCM01-2013xPLFT 2 pegs 3,14 mm
	SIZE A3 SHEET 1 / 1	

THIS DRAWING IS THE PROPERTY OF C&K COMPONENTS SAS. IT CAN NOT BE REPRODUCED OR TRANSMITTED WITHOUT THE WRITTEN PERMISSION OF C&K COMPONENTS SAS.