THIS DRAWING IS UNPUBLISHED. RELEASED FOR PUBLICATION 20
© COPYRIGHT 20 BY - ALL RIGHTS RESERVED.

LOC	DIST
GP	00

REVISIONS

P	LTR	DESCRIPTION	DATE	DWN	APVD
	A2	REVISED PER ECO-13-006343	17APR2013	KH	AS

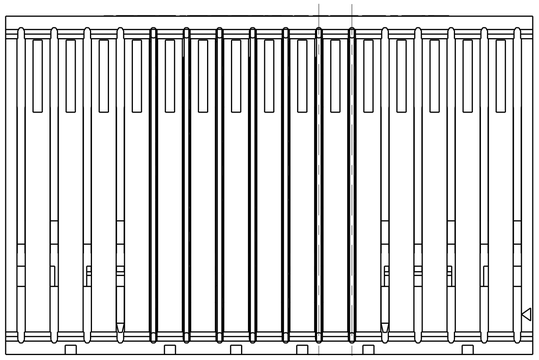

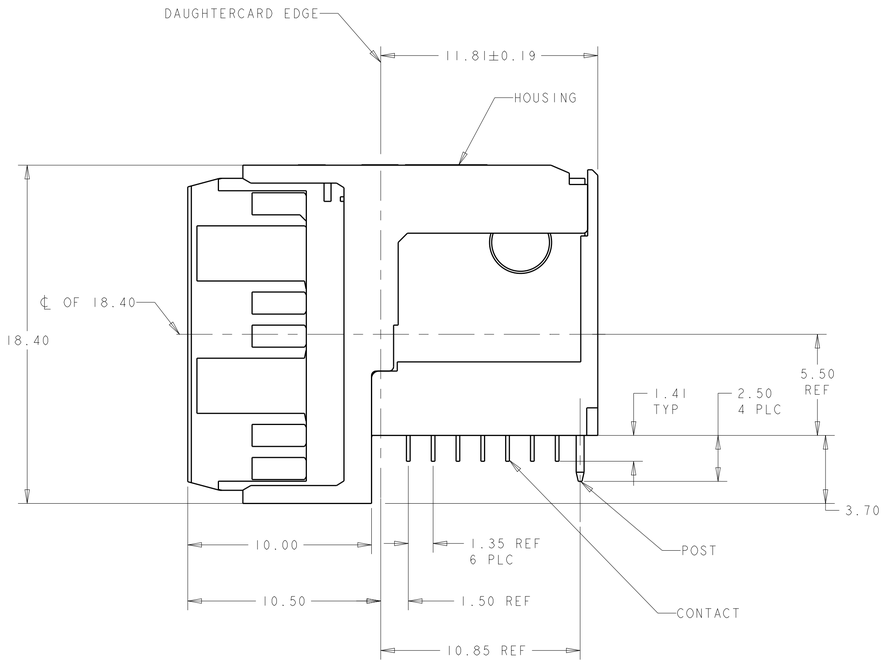

1. HOUSING: LCP, UL94V0, COLOR: BLACK.
   CONTACT: PHOSPHOR BRONZE.
   POST: BRASS WIRE
2. CONTACT: 0.76µm MIN GOLD IN PAD CONTACT AREA
   1.27µm MIN TIN-LEAD ON PCB TAIL
   OVER 1.27µm MIN NICKEL OVER ALL.
   POST: 1.27µm MIN NICKEL PLATED.
3. MANUFACTURING TOLERANCE FOR Ø0.46± 0.05
   DIAMETER FINISHED HOLE WITH Sn /PB PLATING:

   DRILLED HOLE = Ø0.55±0.02
   COPPER PLATING = 0.025-0.050
   Sn PB PLATING = 0.0038-0.0124

   OR

   MANUFACTURING TOLERANCE FOR Ø0.475± 0.05
   DIAMETER FINISHED HOLE WITHOUT Sn /PB PLATING:

   DRILLED HOLE = Ø0.55±0.02
   COPPER PLATING = 0.025-0.050
4. SEE TABLE 1 FOR INTERCONNECTIONS TO
   BACKPLANE CONNECTOR.
5. CONTACT: 0.76µm MIN GOLD IN PAD CONTACT AREA
   1.27µm MIN TIN ON PCB TAIL OVER 1.27µm MIN
   NICKEL OVER ALL.
   POST: 1.27µm MIN NICKEL PLATED.

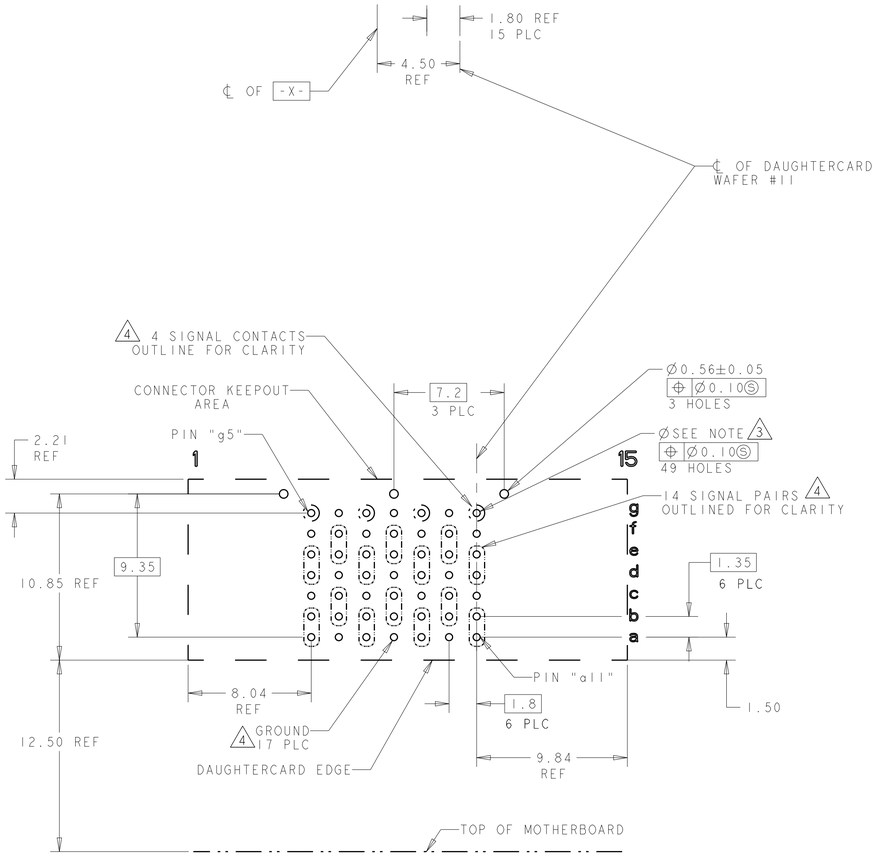

PC BOARD LAYOUT
(CONNECTOR SIDE)
SCALE 5:1

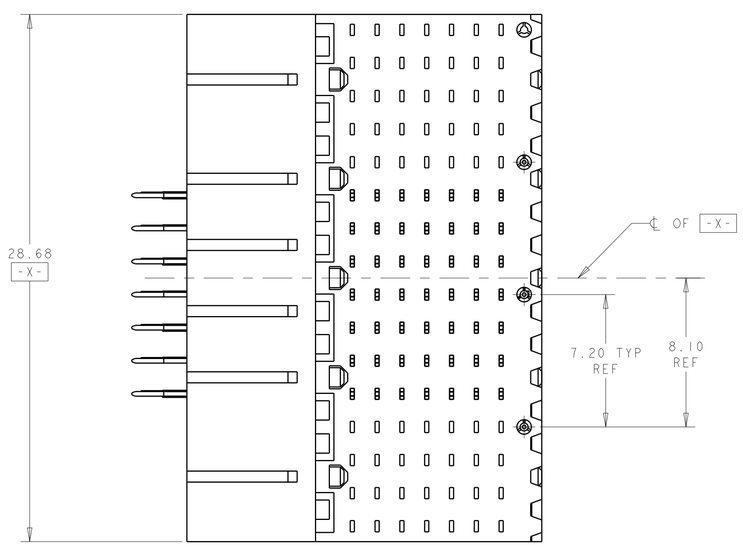

TABLE 1
INTERCONNECTIONS WITH BACKPLANE CONNECTOR 1410140

TYPICAL INTERCONNECTIONS FOR EACH EVEN-NUMBERED COLUMN (WAFER): 6,8,10		
CONTACT USAGE	DAUGHTERCARD CONNECTOR PIN	BACKPLANE CONNECTOR PIN
SIGNAL PAIR	bx	cx
	cx	dx
SIGNAL PAIR	ex	gx
	fx	hx
GROUNDS	ax, dx, gx, (ALL COMMONED)	ax, bx, ex, fx, ix

TYPICAL INTERCONNECTIONS FOR EACH ODD-NUMBERED COLUMN (WAFER): 5,7,9,11		
CONTACT USAGE	DAUGHTERCARD CONNECTOR PIN	BACKPLANE CONNECTOR PIN
SIGNAL PAIR	ax	ax
	bx	bx
SIGNAL PAIR	dx	ex
	ex	fx
SIGNAL	gx	ix
GROUNDS	cx, fx (ALL COMMONED)	cx, dx, gx, hx

NOTE: "x" DESIGNATES THE COLUMN NUMBER

PLATING	PART NO
5	1410303-2
2	1410303-1

THIS DRAWING IS A CONTROLLED DOCUMENT.

DIMENSIONS: mm

TOLERANCES UNLESS OTHERWISE SPECIFIED:
0 PLC ±-
1 PLC ±0.5
2 PLC ±0.13
3 PLC ±-
4 PLC ±-
ANGLES ±1°0'

MATERIAL 1

FINISH SEE TABLE

DWN B.CARBO 07SEP2006
CHK G.GRIFFITH 07SEP2006
APVD G.GRIFFITH 07SEP2006

PRODUCT SPEC 108-2072
APPLICATION SPEC 114-13056
WEIGHT -

TE Connectivity

NAME RIGHT-ANGLE PLUG ASSEMBLY, 7 ROW, CENTER, 20.3mm, MultiGig RT2, DAUGHTERCARD CONNECTOR, DIFFERENTIAL

SIZE	CAGE CODE	DRAWING NO	RESTRICTED TO
A1	00779	C-1410303	-

CUSTOMER DRAWING

SCALE	SHEET	OF	REV
5:1	1	1	A2

4805 (3/11)