© TE Connectivity. All Rights Reserved.
VERTRAULICHE UNVEROEFFENTLICHTE ZEICHNUNG
FREI FUER VEROEFFENTLICHUNG
ALLE RECHTE VORBEHALTEN

MATED WITH:
PASSEND ZU:
HA.10

REVISIONS
AENDERUNGEN

P	LTR	DESCRIPTION BESCHREIBUNG	DATE	DWN	APVD
	D5	ECR-21-123577	08JUL2022	RK	JB

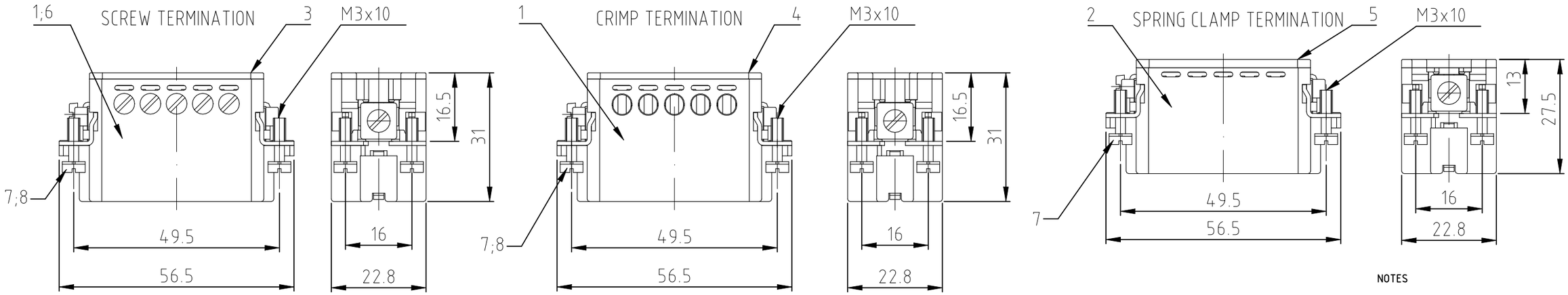

NOTES

1. SUITABLE CRIMP CONTACTS: SERIES HE/HA
   OUTER DIMENSIONS OF INSULATION: MAX. Ø3,2 MM
2. SUITABLE HOOD SIZE 2: SERIES HA; HD
   SUITABLE INSERTION AND EXTRACTION TOOL:
   SCREWDRIVER 0,5x3 DIN 5264
3. Strip lenght: Screw conection 10mm
   Spring clamp conection 10mm Crimp conection 7.5mm
4. STANDARDS:
   DIN EN 61984; DIN EN 60664-1
5. PACKAGING
   10 SETS IN A CARTON, PRE-MOUNTED
6. SPECIAL PACKAGING
   200 PIECES IN A KANN-BAN BOT
7. SPECIAL PACKAGING
   100 PIECES IN A KANN-BAN BOT

Contact arrangement / view from termination side

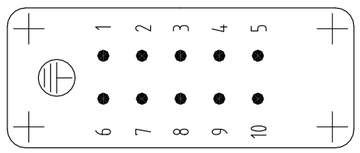

Assembling instruction

8 distance for safety
contact marking max. 24 mm

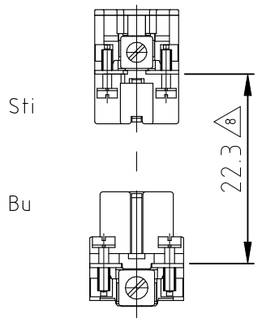

Panel cut-out for contact insert
when used without housing

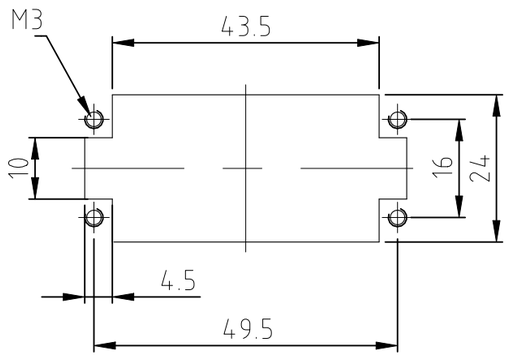

ORDERING TEXT / BESTELLTEXT	OBSOLETE	OBSOLETE	OBSOLETE	OBSOLETE	OBSOLETE	OBSOLETE	OBSOLETE	OBSOLETE					DESCRIPTION / BENENNUNG	MATERIAL	Oberfläche	COLOR / FARBE	ITEM NO. POS.	REMARKS / BEMERKUNGEN
					4		4						fixing screw	stainl.steel	blank		8	M3x10
	4		4			4			4	4	4		fixing screw	steel	nickel plated	blue	7	M3x10
						1							pin insert screw		PBT	hellbeige	6	with AU-contacts
									1				cover spring strain clip		PBT	hellbeige	5	
		1						1		1			cover crimp		PBT	helbeige	4	
	1		1	1	1	1					1		cover screw		PBT	hellbeige	3	
									1				pin insert spring strain clip		PBT	helbeige	2	
	1	1	1	1	1		1			1	1		pin insert screw		PBT	helbeige	1	
	1-2	1-0	0+9	0+8	0-4	0+6	0-5	7-1	2-3	1-1								
	7	5	6	5	5	5	5	5	5	5								
	HA.10.Sti.S.WIE	HA.10.Sti.C-OBS	HA.10.Sti.S.KM	HA.10.Sti.S-OBS	HA.10.Sti.S-VA	HA.10.Sti.S-AU	HA.10.Sti.C-VA	HA.10.Sti.SC	HA.10.Sti.C	HA.10.Sti.S								

THIS DRAWING IS A CONTROLLED DOCUMENT.
DIESE ZEICHNUNG IST EIN KONTROLLIERTES DOKUMENT.

DIMENSIONS: MASSE\NHEITEN: mm

TOLERANCES UNLESS OTHERWISE SPECIFIED: ALLGEMEINTOLERANZEN
0 PLC ±
1 PLC ± –
2 PLC ± –
3 PLC ± –
4 PLC ± –
ANGLES / WINKEL ± –
n. ISO 8015
n. ISO 2768 – mH –E
n. DIN 16901 – 140

MATERIAL: –
FINISH/OBERFLAECHE/FARBE: –

DWN Schneider 08.02.2000
CHK Schweiger 08.02.2000
APVD –
PRODUCT SPEC PRODUKTSPEZ. 108-74007
APPLICATION SPEC VERARBEITUNGSSPEZ. 114-74009
WEIGHT GEWICHT –

TE Connectivity

NAME
Pin insert
Stifteinsatz HA.10.Sti
–

SIZE	CAGE CODE	DRAWING NO ZEICHNUNGS-NR.	RESTRICTED TO NUR FUER
A3	00779	C-1103414	–

CUSTOMER DRAWING/KUNDENZEICHNUNG
SCALE MASSSTAB 1:1
SHEET BLATT 1 OF VON 1
REV D5

1470-19 (1/15)