



WR-62 Waveguide Antenna, 12.4 GHz to 18 GHz Frequency Range, 20 dBi Gain,

## Waveguide Antennas Technical Data Sheet

PEWAN062-20

### Features

- WR-62 Rectangular Waveguide Interface
- 12.4 GHz to 18 GHz
- 20 dBi Nominal Gain
- Square Cover Cover Flange
- Ku Band

### Applications

- Antenna Measurements
- Wireless Communication
- Laboratory Use
- Microwave Radio Systems

### Description

The PEWAN062-20 Ku Band standard gain horn antenna (also known as waveguide horn) from Pasternack has a nominal gain of 20 dBi. This WR-62 standard gain horn has a Square Cover type flange. The Pasternack 20 dBi WR-62 horn antenna operates from 12.4 GHz to 18 GHz. The WR-62 PEWAN062-20 waveguide horn is Powder coated Aluminum for added protection and corrosion resistance. It is part of over 40,000 RF, microwave and millimeter wave components available from Pasternack. Waveguide standard gain horn antennas are used in a wide variety of applications due to their high power handling capability, low loss, high directivity, and near constant electrical performance. Pasternack's WR-62 standard gain horns are available in 10, 15 and 20 dBi models with pyramidal shape and rectangular input. Our WR-62 standard gain horn antennas can ship worldwide the same day as it is purchased as with our other available RF parts.

### Configuration

Design	WR-62
Polarization	Linear

### Electrical Specifications

Description	Minimum	Typical	Maximum	Units
Frequency Range	12.4		18	GHz
Nominal Gain		20		dB
Horizontal Half Power Beam Width		17.5		Degrees
Vertical Half Power Beam Width		17.3		Degrees
VSWR		1.3:1		

### Mechanical Specifications

<b>Size</b>	
Length	6.496 in [165 mm]
Width	3.042 in [77.27 mm]
Height	2.257 in [57.33 mm]
Weight	0.3 lbs [136.08 g]

### Waveguide Interface

Waveguide Size	WR-62
----------------	-------

Click the following link (or enter part number in "SEARCH" on website) to obtain additional part information including price, inventory and certifications: [WR-62 Waveguide Antenna, 12.4 GHz to 18 GHz Frequency Range, 20 dBi Gain, PEWAN062-20](#)



WR-62 Waveguide Antenna, 12.4 GHz to 18 GHz Frequency Range, 20 dBi Gain,

Waveguide Antennas Technical Data Sheet

PEWAN062-20

Flange Type  
Body Material and Plating

Square Cover  
Aluminum, Gray

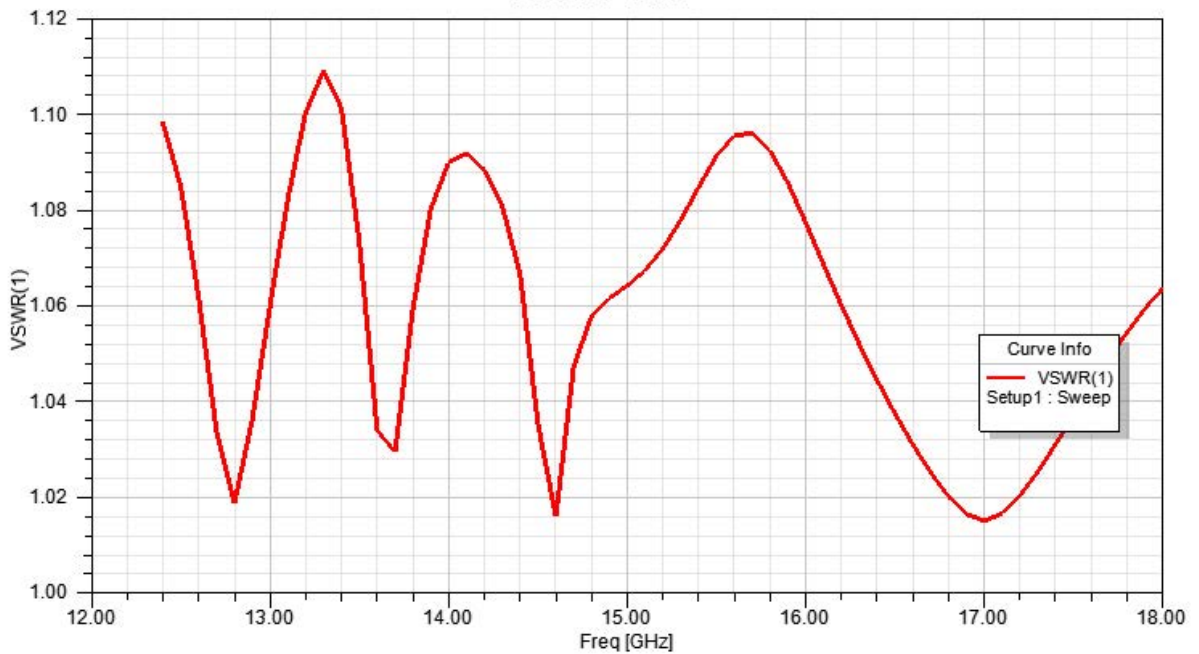
**Compliance Certifications** (see [product page](#) for current document)

**Plotted and Other Data**

**Typical Performance Data**

VSWR Plot 1

WR62-20DB ▲



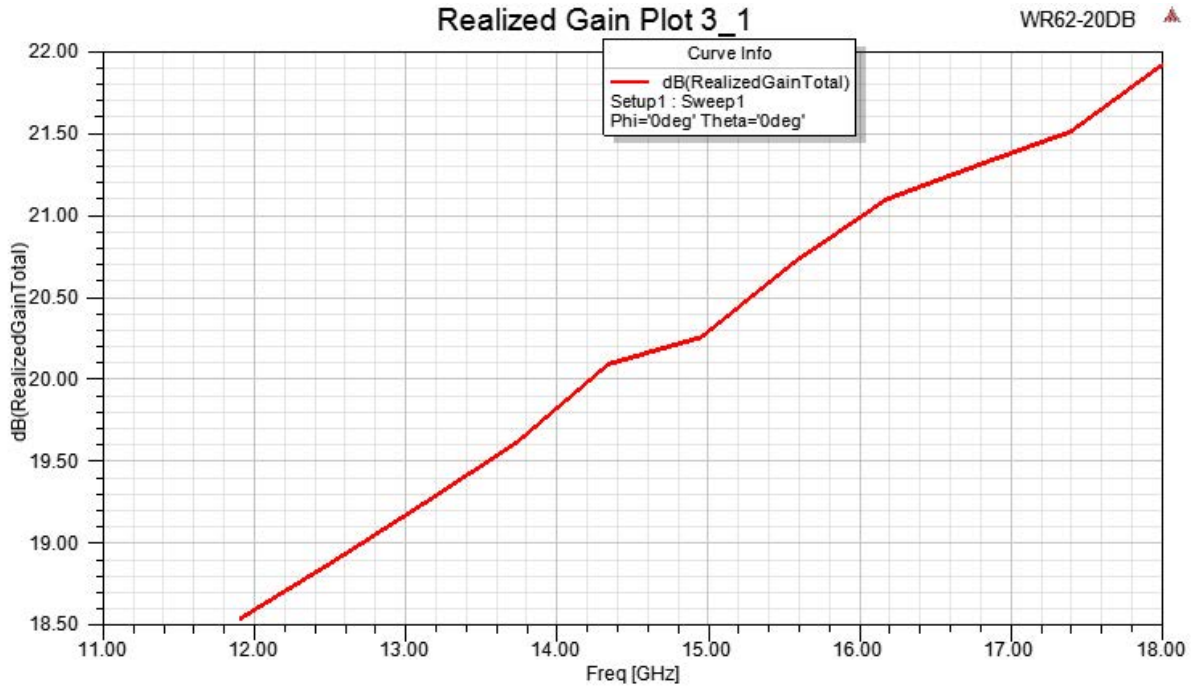
Click the following link (or enter part number in "SEARCH" on website) to obtain additional part information including price, inventory and certifications: [WR-62 Waveguide Antenna, 12.4 GHz to 18 GHz Frequency Range, 20 dBi Gain, PE-WAN062-20](#)



WR-62 Waveguide Antenna, 12.4 GHz to 18 GHz Frequency Range, 20 dBi Gain,

Waveguide Antennas Technical Data Sheet

PEWAN062-20



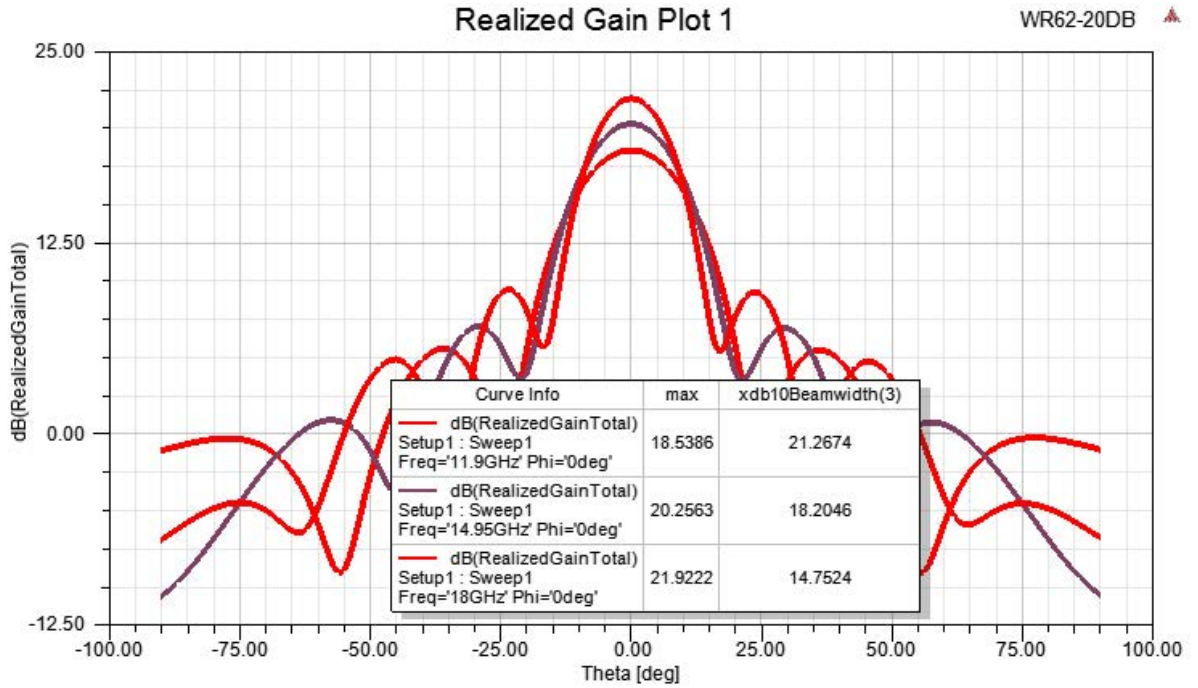
Click the following link (or enter part number in "SEARCH" on website) to obtain additional part information including price, inventory and certifications: [WR-62 Waveguide Antenna, 12.4 GHz to 18 GHz Frequency Range, 20 dBi Gain, PE-WAN062-20](#)



WR-62 Waveguide Antenna, 12.4 GHz to 18 GHz Frequency Range, 20 dBi Gain,

Waveguide Antennas Technical Data Sheet

PEWAN062-20



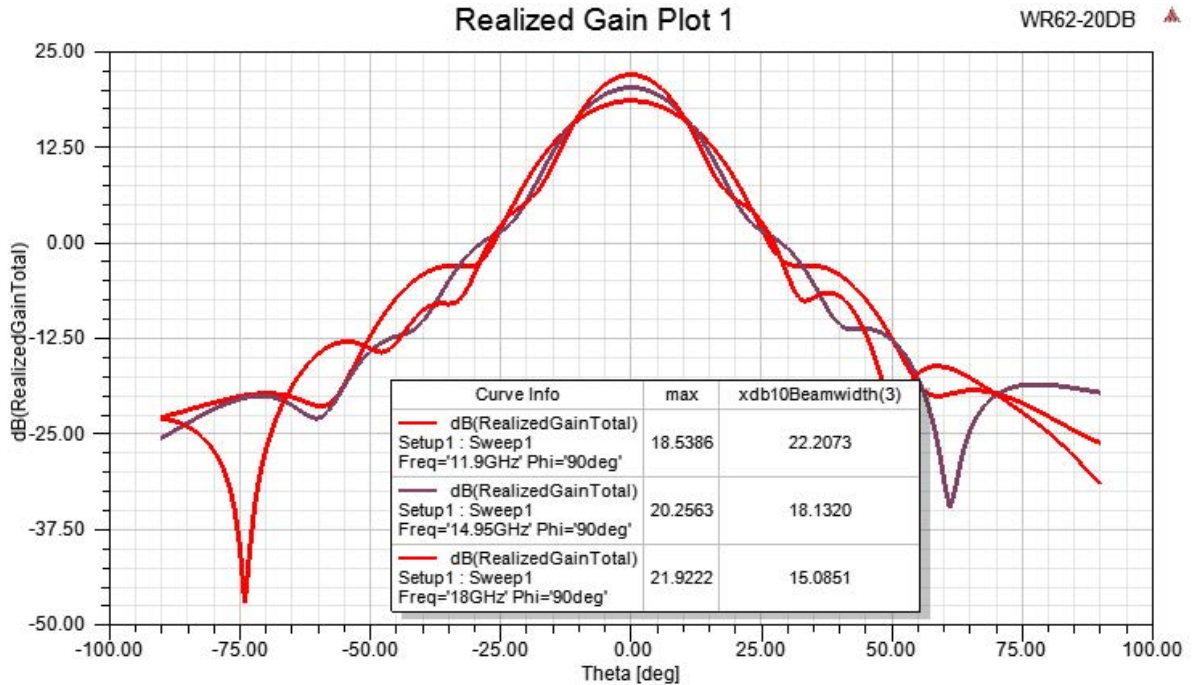
Click the following link (or enter part number in "SEARCH" on website) to obtain additional part information including price, inventory and certifications: [WR-62 Waveguide Antenna, 12.4 GHz to 18 GHz Frequency Range, 20 dBi Gain, PE-WAN062-20](#)



WR-62 Waveguide Antenna, 12.4 GHz to 18 GHz Frequency Range, 20 dBi Gain,

Waveguide Antennas Technical Data Sheet

PEWAN062-20



WR-62 Waveguide Antenna, 12.4 GHz to 18 GHz Frequency Range, 20 dBi Gain, from Pasternack Enterprises has same day shipment for domestic and International orders. Our RF, microwave and millimeter wave products maintain a 99.4% availability and are part of the broadest selection in the industry.

Click the following link (or enter part number in "SEARCH" on website) to obtain additional part information including price, inventory and certifications: [WR-62 Waveguide Antenna, 12.4 GHz to 18 GHz Frequency Range, 20 dBi Gain, PEWAN062-20](https://www.pasternack.com/wr-62-waveguide-gain-horn-antenna-20db-square-flange-pewan062-20-p.aspx)

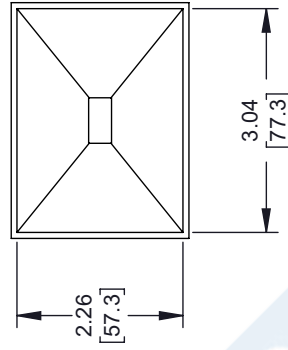
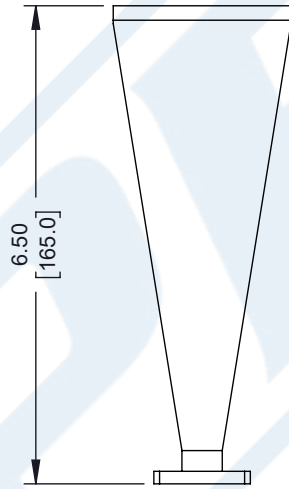
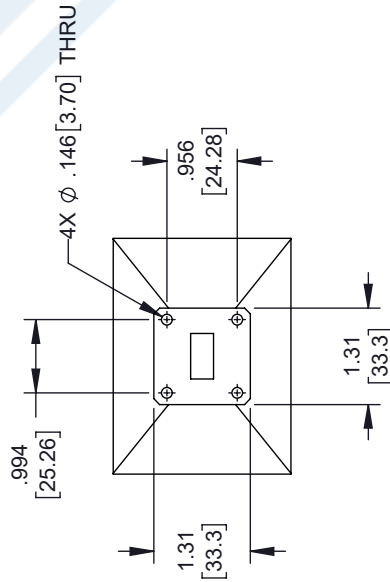
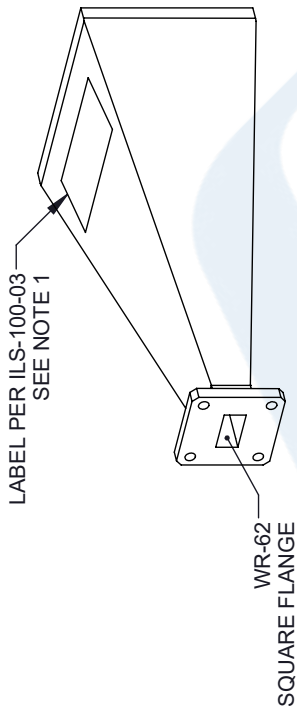
URL: <https://www.pasternack.com/wr-62-waveguide-gain-horn-antenna-20db-square-flange-pewan062-20-p.aspx>

The information contained in this document is accurate to the best of our knowledge and representative of the part described herein. It may be necessary to make modifications to the part and/or the documentation of the part, in order to implement improvements. Pasternack reserves the right to make such changes as required. Unless otherwise stated, all specifications are nominal. Pasternack does not make any representation or warranty regarding the suitability of the part described herein for any particular purpose, and Pasternack does not assume any liability arising out of the use of any part or documentation.

# PEWAN062-20 CAD Drawing

WR-62 Waveguide Antenna, 12.4 GHz to 18 GHz Frequency Range, 20 dBi Gain,

REVISIONS			
REV.	DESCRIPTION	DATE	APPROVED
A	INITIAL RELEASE	06/14/2021	KHIETPAS



UNLESS OTHERWISE SPECIFIED  
LEADING DIMENSIONS ARE INCHES  
DIMENSIONS IN [ ] ARE MILLIMETERS

TOLERANCES:

.X = ±.2 [5.08]      FRACTIONS ±.1/32  
.XX = ±.02 [ .51]      ANGLES ± 1°  
.XXX = ±.005 [ .13]

CABLE LENGTH (L), TOLERANCES:  
L ≤ 12 [305] = +1 [25] / -0  
12 [305] < L ≤ 60 [1524] = +2 [51] / -0  
60 [1524] < L ≤ 120 [3048] = +4 [102] / -0  
120 [3048] < L ≤ 300 [7620] = +6 [152] / -0  
300 [7620] < L = +5%L / -0

ALL DIMENSIONS SHOWN  
ARE FOR REFERENCE ONLY.

THIRD-ANGLE PROJECTION

THE INFORMATION AND  
DESIGN IN THIS DOCUMENT  
IS THE PROPERTY OF  
PASTERNAK CORPORATION  
ALL RIGHTS RESERVED.

SHEET 1 OF 1

SCALE N/A

REV A

**PEJ PASTERNAK**  
an INFINITI brand

Pasternack Enterprises, Inc.  
P. O. Box 16759, Irvine, CA 92623.  
Phone: 1.949.261.1920 | 1.866.727.8376  
Fax: 1.949.261.7451  
Website: www.pasternack.com  
E-mail: sales@pasternack.com

ITEM NO. PEWAN062-20

SIZE A    CAGE CODE 53919    DRAWN BY DZINN

- NOTES:
- LABEL PER ILS-100-03 (FOR INTERNAL REFERENCE ONLY)
  - LABEL LOCATION FOR REFERENCE ONLY

THESE COMMODITIES, TECHNOLOGY OR SOFTWARE WERE EXPORTED FROM THE UNITED STATES IN ACCORDANCE WITH THE EXPORT ADMINISTRATION REGULATIONS. DIVERSION CONTRARY TO U.S. LAW PROHIBITED.