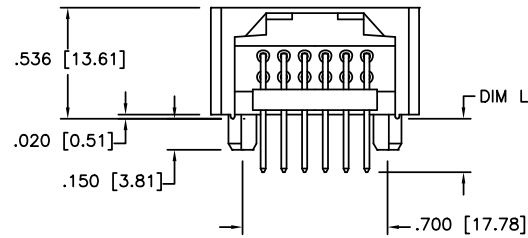
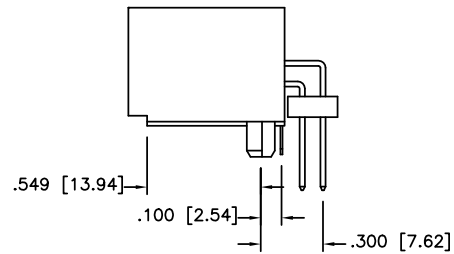
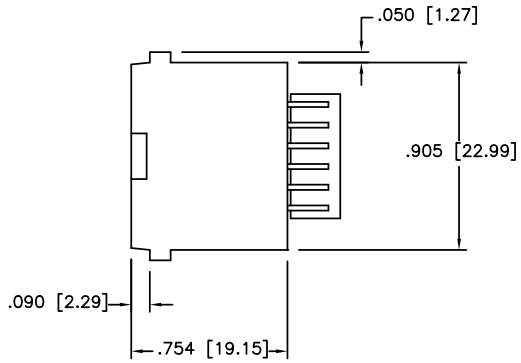


PRODUCT NUMBER
SEE TABLE



| | | | | | | | | | |
|-------------------|--------------|---------------------------------------|----------|----------------------------------|-------------|---|-------------------------------|---|--|
| mat'l. code | | surface ISO 1302 ✓ | | tolerance ISO 406 ISO 1101 | | projection ASME Y14.5 | | product family LATCH-N-LOK | |
| ltr ecn nodr date | | tolerances unless otherwise specified | | title | | INCH/MM | | 2X6 LNL VERTICAL PANEL HEADER ASSEMBLY | |
| H | ELX-N-008453 | ZK | 11/28/11 | angles | linear | .XXX±.01/.XXX±0.3 .XXX±.005/.XXX±0.13 .XXX±.0020/.XXX±0.051 | | scale 1:1 | |
| C | V01703 | TFG | 7/21/00 | 0°±2° | | | | dwg no sheet 1 of 2 size | |
| D | V10987 | TFG | 2/15/01 | chr | M. CORMAN | 6/25/90 | 78098 A3 | | |
| E | M05-0050 | MHT | 3/16/05 | engr | D. HORCHLER | 6/25/90 | type Product Customer Drawing | | |
| F | M06-0282 | AGS | 7/28/06 | chr | D. HORCHLER | 6/25/90 | | | |
| G | M06-0365 | AGS | 9/20/06 | app | D. HORCHLER | 6/25/90 | | | |
| sheet | revision | H | H | | | | | | |
| index | sheet | 1 | 2 | | | | | | |



Copyright FCI



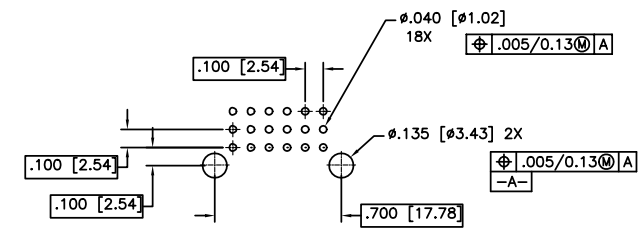
78098-XXXXLF

LEAD FREE OPTION (6)(8)

| COLOR (4) | | |
|-----------|-------------------|-----|
| 1 | 70343 LT GRAY | OBS |
| 2 | 80166 OFF WHITE | |
| 3 | 70634 DK GRAY | OBS |
| 4 | 701 BLACK | |
| 5 | 70511 SLATE GRAY | OBS |
| 7 | 70455 SILVER GRAY | |
| 8 | 80189 PEARL WHITE | OBS |
| 9 | 70419 PEBBLE GRAY | |

| PLATING (3) | |
|-------------|--------------------------|
| 0 | 30u" MIN OVER 50u"MIN Ni |
| 3 | 30u" MIN OVER 50u"MIN Ni |
| 5 | 50u" MIN OVER 50u"MIN Ni |

| PIN LENGTH | |
|------------|-----------|
| | DIM L |
| 0 | .200/5.08 |
| 1 | .130/3.30 |



RECOMMENDED P.C.B. LAYOUT

NOTES:

- HEADER SHROUD
MAT'L: HIGH TEMPERATURE THERMOPLASTIC.
UL-94V-0 RATED.
- GROUND CONTACT
MAT'L: COPPER ALLOY
PLATING: 100-160u"/2.54-4.06u TIN
- SIGNAL CONTACT
MAT'L: COPPER ALLOY
PLATING OPTION: PERFORMANCE PLATING WILL BE EITHER GOLD OR GXT ON CONTACT AREA OR TAIL, OPTIONALLY (78-295u") TIN ON TAIL.
- NUMBERS SHOWN ARE FOR G.E. LEXAN AND ARE FOR REFERENCE ONLY.
- THIS ASSEMBLY U.L. APPROVED PER FILE E66906 VOL. 1, SEC. 84 AND CSA APPROVED PER MASTER FILE LR46923.
- ADD LF SUFFIX AT THE END OF PART NUMBER FOR LEAD FREE OPTION.
- THE HOUSING WILL WITHSTAND EXPOSURE TO 260°C PEAK TEMPERATURE FOR 15 SECONDS IN A WAVE SOLDER APPLICATION WITH A 1.5mm MINIMUM THICK CIRCUIT BOARD. SEE APPLICATION NOTES/PROCEDURES IF THEY ARE AVAILABLE.
- THIS PRODUCT MEETS EUROPEAN UNION DIRECTIVES AND OTHER COUNTRY REGULATION AS DESCRIBED IN GS-22-008.
- PRODUCT SPEC: GS-12-003

| | | | | | |
|-------------|----|---------------------------------------|---|-------------------------------|---|
| mat'l. code | | surface ISO 1302 ✓ | tolerance ISO 406 ISO 1101 | projection INCH/MM | product family LATCH-N-LOK |
| l | tr | ec | n | o | dr |
| date | | tolerances unless otherwise specified | | | title |
| H | | angles | line | scale 1:1 | 2X6 LNL VERTICAL PANEL HEADER ASSEMBLY |
| | | 0°±2' | XXX±.01/0.XX±0.3 XXX±.005/0.XX±0.13 XXX±.0020/0.XXX±0.051 | | |
| | | dr | M. CORMAN | 6/25/90 | dwg no |
| | | eng | D. HORCHLER | 6/25/90 | 78098 |
| | | chr | D. HORCHLER | 6/25/90 | sheet 2 of 2 |
| | | app | D. HORCHLER | 6/25/90 | size A3 |
| sheet index | | revision sheet | | type Product Customer Drawing | |

FCI
FCIconnect.com

Copyright FCI