

790319-5 ✓ ACTIVE

Positive Lock | Mark I, Positive Lock 250

TE Internal #: 790319-5

Quick Disconnects, Receptacle, 12 – 10 AWG Wire Size, 3.31 – 5.26 mm² Wire Size, Mating Tab Width 6.35 mm [.25 in], Straight, Positive Lock 250

[View on TE.com >](#)



Terminals & Splices > Quick Disconnects



Quick Disconnect Terminal Type: **Receptacle**

Wire Size: **3.31 – 5.26 mm²**

Mating Tab Width: **6.35 mm [.25 in]**

Mating Tab Thickness: **.81 mm [.032 in]**

Features

Product Type Features

Insertion Force	Low
-----------------	-----

Configuration Features

Connection Capacity	Single
---------------------	--------

Compatible With Wire & Cable Type	Discrete Wire
-----------------------------------	---------------

Contact Features

Quick Disconnect Terminal Type	Receptacle
--------------------------------	------------

Mating Tab Width	6.35 mm [.25 in]
------------------	------------------

Mating Tab Thickness	.81 mm [.032 in]
----------------------	------------------

Terminal Orientation	Straight
----------------------	----------

Contact Base Material	Phosphor Bronze
-----------------------	-----------------

Terminal Plating Material	Pre-Tin
---------------------------	---------

Crimp Type	F-Crimp
------------	---------

Barrel Type	Open
-------------	------

Termination Features



Product Terminates To	Wire & Cable
-----------------------	--------------

Mechanical Attachment

Wire Insulation Support	With
Mating Retention Type	Dimple

Dimensions

Terminal Material Thickness	.41 mm[.016 in]
Product Length	22.2 mm[.874 in]
Compatible Insulation Diameter Range	3.43 – 5.08 mm[.135 – .2 in]
Wire Size	3.31 – 5.26 mm ²

Usage Conditions

Insulation Option	Uninsulated
Operating Temperature Range	-40 – 110 °C[-40 – 230 °F]

Industry Standards

Agency/Standard	UL
-----------------	----

Packaging Features

Packaging Quantity	1250
Packaging Method	Strip/Reel

Other

Terminals & Splices Comment	FLK-Wire: Normal Wire
-----------------------------	-----------------------

Product Compliance

[For compliance documentation, visit the product page on TE.com>](#)

EU RoHS Directive 2011/65/EU	Compliant
EU ELV Directive 2000/53/EC	Compliant
China RoHS 2 Directive MIIT Order No 32, 2016	No Restricted Materials Above Threshold
EU REACH Regulation (EC) No. 1907/2006	Current ECHA Candidate List: JUNE 2023 (235) Candidate List Declared Against: JUNE 2023 (235) Does not contain REACH SVHC
Halogen Content	Low Halogen - Br, Cl, F, I < 900 ppm per homogenous material. Also BFR/CFR/PVC Free
Solder Process Capability	Not applicable for solder process capability

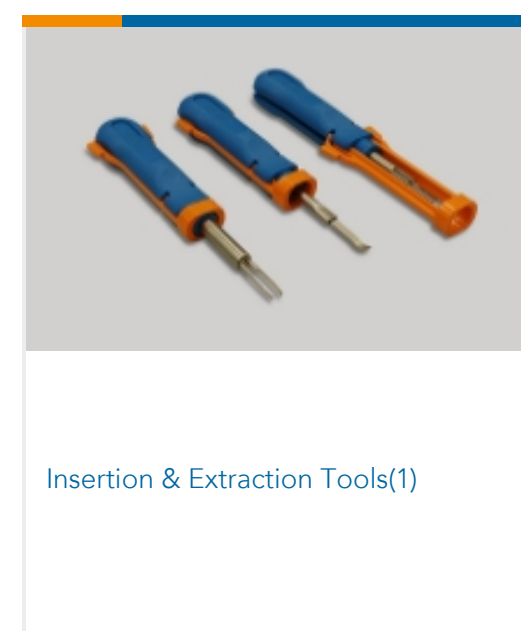
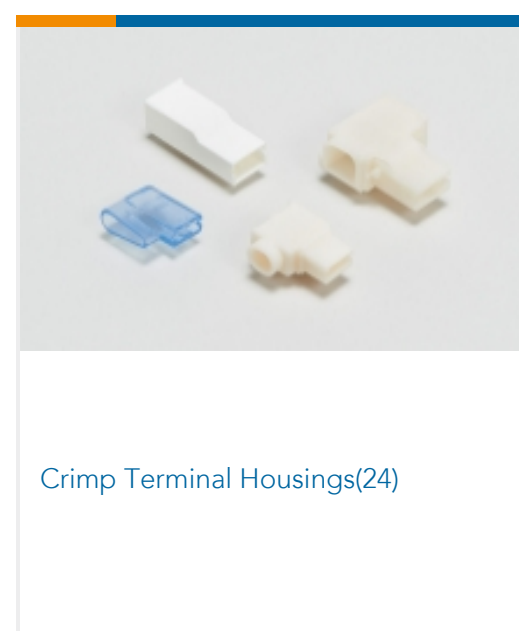
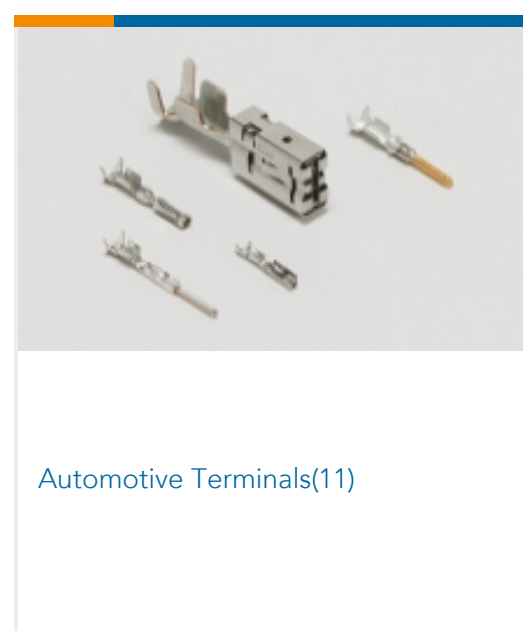
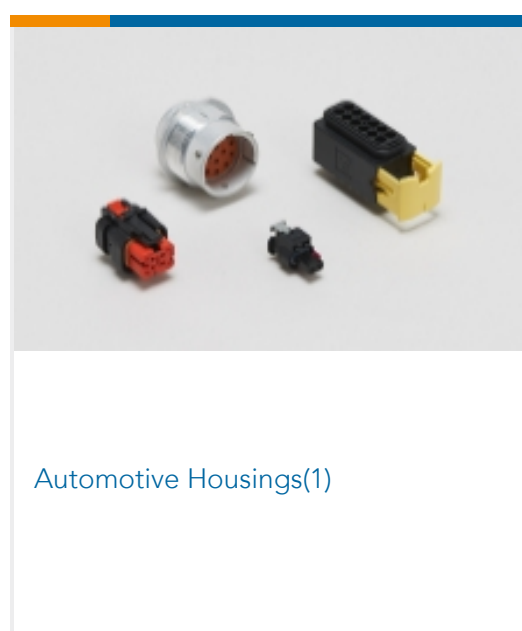
Product Compliance Disclaimer

This information is provided based on reasonable inquiry of our suppliers and represents our current actual knowledge based on the information they provided. This information is subject to change. The part numbers that TE has identified as EU RoHS compliant have a maximum concentration of 0.1% by weight in homogenous materials for lead, hexavalent chromium, mercury, PBB, PBDE, DBP, BBP, DEHP, DIBP, and 0.01% for cadmium, or qualify for an exemption to these limits as defined in the Annexes of Directive 2011/65/EU (RoHS2). Finished electrical and electronic equipment products will be CE marked as required by Directive 2011/65/EU. Components may not be CE marked. Additionally, the part numbers that TE has identified as EU ELV compliant have a maximum concentration of 0.1% by weight in homogenous materials for lead, hexavalent chromium, and mercury, and 0.01% for cadmium, or qualify for an exemption to these limits as defined in the Annexes of Directive 2000/53/EC (ELV). Regarding the REACH Regulation, the information TE provides on SVHC in articles for this part number is based on the latest European Chemicals Agency (ECHA) 'Guidance on requirements for substances in articles' posted at this URL: <https://echa.europa.eu/guidance-documents/guidance-on-reach>

Compatible Parts



Also in the Series | Mark I





Quick Disconnects(29)

Also in the Series | Positive Lock 250



Automotive Terminals(1)




Crimp Terminal Housings(193)



Insertion & Extraction Tools(3)



Insulation Boots & Sleeves(4)



Quick Disconnects(186)

Customers Also Bought



TE Part #1-1355849-1
AMP MCP 9.5, CONTACT,
LANCELESS



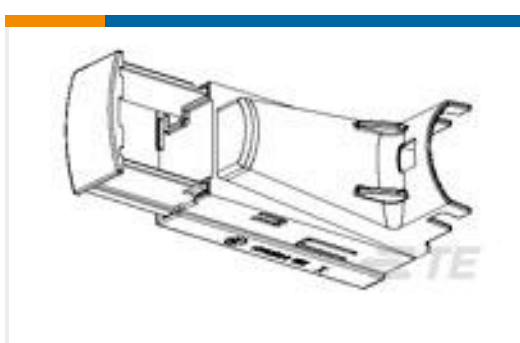
TE Part #1-1718484-4
CARRIER FOR RECEPTACLE INSERTS



TE Part #4-968972-1
MCP2,8 GEH ASSY 12P



TE Part #5-2297790-1
2POS,HPF 1.2,REC HSG,ASSY,SLD



TE Part #1355541-2
UMGEH M.SCHIEBER32P




TE Part #3336796001
RBK-ESS-CROSS-10.0-X-8MM



TE Part #2-130130-1
SOLIS R 16-14 M6 TAPE



TE Part #2348651-1
BLIND PLUG SEALED, MATENET,
ASSY



TE Part #CB88166002
RBK-VWS-125-NR1-X-100MM



TE Part #2236296-1

Documents

Product Drawings

PL RECEPTACLE 3.3-6 MM2 TPPHBZ

English

CAD Files

Customer View Model

[ENG_CVM_CVM_790319-5_AB.2d_dxf.zip](#)

English

3D PDF

3D

Customer View Model

[ENG_CVM_CVM_790319-5_AB.3d_igs.zip](#)

English

Customer View Model

[ENG_CVM_CVM_790319-5_AB.3d_stp.zip](#)

English

By downloading the CAD file I accept and agree to the [Terms and Conditions](#) of use.

Product Specifications

AMP positive lock MKI rec. terminal with latching device

Application Specification

Application Specification

English

APPLICATION SPECIFICATION FOR: AMP POSITIVE LOCK REC. TERMINAL MKI (SPECIFICA DI APPLICAZIONE PER TERMINALE AMP POSITIVE LOCK RECEPTACLE MKI)

English

Product Environmental Compliance

Product Compliance

English

Product Compliance

English