

13 12 11 10 9 8 7 6 5 4 3 2 1

NOTES:
1) MATERIALS:

HOUSING: LCP, 30% GLASS FILLED, 94V-0, BLACK.
TAIL ALIGNER: LCP 30% GLASS FILLED, 94V-0, BLACK.
MOLDED STICK: LCP 30% GLASS FILLED, 94V-0, BLACK.
FEMALE CONTACT: BERYLLIUM COPPER .0100±.0005 THICK.
OUTER SHELL: LOW CARBON STEEL.
THREADED INSERT: BRASS.

2) PLATING :

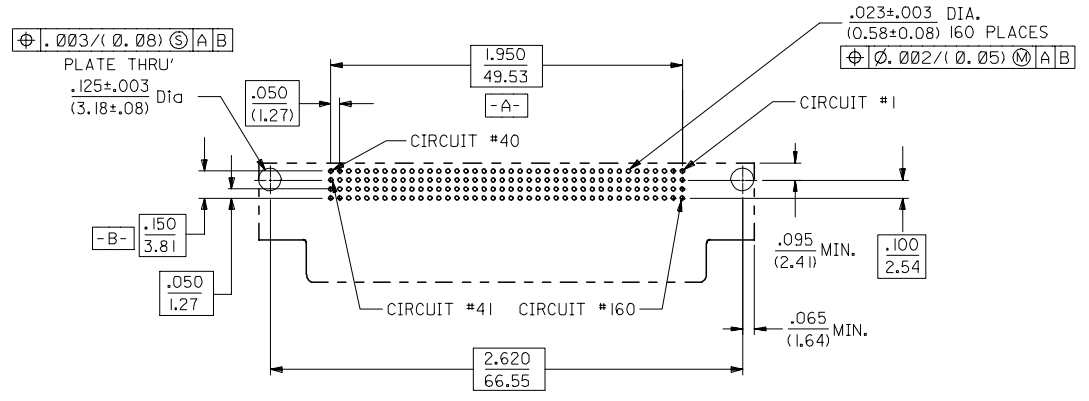
CONTACT: .000030 INCHES OF GOLD IN SELECTIVE AREA OVER
.000050/.000100 INCHES OF NICKEL IN CONTACT AREA;
.000100/.000200 INCHES OF TIN ON TAIL SECTION.

OUTER SHELL: .000150/.000200 INCHES OF TIN
OVER .000050/.000100 INCHES OF NICKEL
OVER .000050/.000100 INCHES
OF COPPER OVERALL (OPTIONAL).

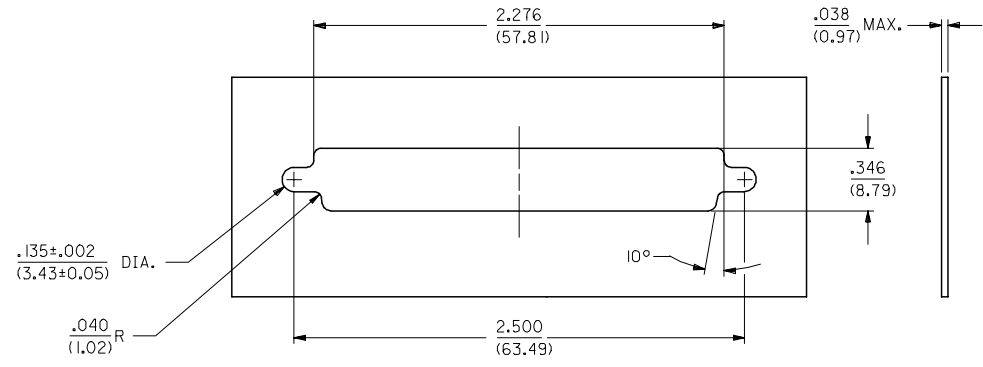
3) THIS PART CONFORMS TO MOLEX PRODUCT SPECIFICATION PS-71626.

4) PACKAGING SPECIFICATION PK-70873-0225 APPLIES.

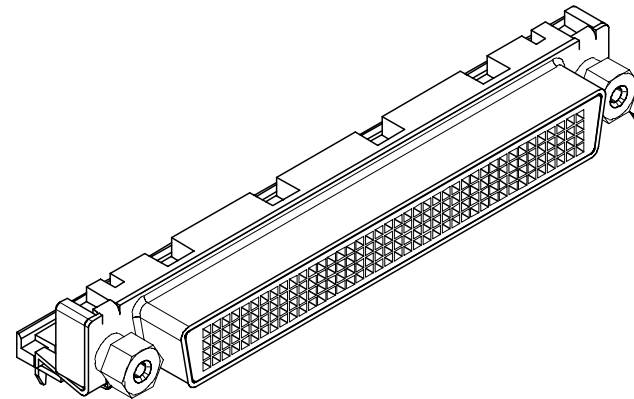
5) PART COMPLIES WITH CLASS B OF COSMETIC SPECIFICATION PS-45499-002



RECOMMENDED PC BOARD LAYOUT
COMPONENT SIDE



PANEL CUT-OUT DIMENSIONS
ALL TOLERANCES ±.003/(0.08)
UNLESS OTHERWISE STATED.



FOR OPTIONAL HARDWARE DETAILS
SEE SDA-71629-*****

ADD NOTE 5 FC NO: UCP2006-3051 DRAWN BY: BARRA 2006/07/10 CHKD: BORGAN 2006/07/10 APPR: MILLER 2006/07/11	DESCRIPTION REVISIONS REV 1	QUALITY SYMBOLS ▽=0 ▽=0	GENERAL TOLERANCES (UNLESS SPECIFIED) mm INCH 4 PLACES ± .003 ± .003 3 PLACES ± .003 ± .003 2 PLACES ± .003 ± .003 1 PLACE ± .003 ± .003 ANGULAR ±1/2°	DIMENSION STYLE IN/MM DRAWN BY: MOS DATE: 1994/07/08 CHECKED BY: GF DATE: 1994/07/08 APPROVED BY: GF DATE: 1994/07/08	SCALE 2:1 DESIGN UNITS INCH THIRD ANGLE PROJECTION	TITLE .050 PITCH LFH 160CKT RIGHT ANGLE RECEPTACLE ASSEMBLY WITHOUT PEG
		MATERIAL NO. SDA-71626-5*** DOCUMENT NO. SDA-71626-5*** SHEET NO. 2 OF 2				
		DRAFT WHERE APPLICABLE MUST REMAIN WITHIN DIMENSIONS	SEE TABLE	THIS DRAWING CONTAINS INFORMATION THAT IS PROPRIETARY TO MOLEX INCORPORATED AND SHOULD NOT BE USED WITHOUT WRITTEN PERMISSION		
		MOLEX MOLEX INCORPORATED				

12 11 10 9 8 7 6 5 4 3 2 1