

Contact insert - HC-B 16-I-UT-F-32 - 1584884

Please be informed that the data shown in this PDF Document is generated from our Online Catalog. Please find the complete data in the user's documentation. Our General Terms of Use for Downloads are valid (<http://download.phoenixcontact.com>)



HEAVYCON female insert, B16 series, 16-pos., 17 ... 32 color print, screw connection. PE connection using tension sleeve technology.

Product Features

- For fast coding with plastic profile
- PE connection using tension sleeve technology



Key commercial data

Packing unit	1 PCE
Catalog page	Page 513 (PC-2011)
GTIN	 4 046356 156097
Custom tariff number	85366990
Country of origin	CHINA

Technical data

General data

Note	For HEAVYCON-ADVANCE of B16 type and HEAVYCON housing of B16/ B32 type Plug-in connections may only be operated only when there is no load/voltage.
Connection method	Screw connection
Tightening torque	0.5 Nm ... 0.8 Nm
Ambient temperature (operation)	-40 °C ... 125 °C (including heating up of contacts)
Pollution degree	3
Surge voltage category	III
Constructional and testing regulations	DIN EN 61984
Constructional and testing regulations	DIN EN 60664
Constructional and testing regulations	IEC 60352

Contact insert - HC-B 16-I-UT-F-32 - 1584884

Technical data

General data

Number of positions	16+PE
Insertion/withdrawal cycles	≥ 500
Design	B16
Connection in acc. with standard	IEC / EN
Conductor cross section	0.5 mm ² ... 2.5 mm ²
Connection cross section AWG	20 ... 14
Stripping length of the individual wire	8 mm
Assembly instructions	Coding also using the CP-HC (1686478) coding profiles. HC-B6../ HC-B10..for two coding profiles. HC-B16../ HC-B24..for four coding profiles.
Connection	Connectors may only be actuated when there is no load/voltage.

Material data

Inflammability class according to UL 94	V0
Contact material	Copper alloy
Contact surface material	Ag
Contact carrier material	PA

Electrical characteristics

Rated voltage (III/3)	500 V
Rated surge voltage	6 kV
Rated current	16 A

Classifications

ETIM

ETIM 3.0	EC000438
ETIM 4.0	EC000438
ETIM 5.0	EC000438

UNSPSC

UNSPSC 11	39121522
UNSPSC 12.01	39121522
UNSPSC 13.2	39121522
UNSPSC 6.01	30211923
UNSPSC 7.0901	39121522

eCl@ss

eCl@ss 4.0	272607xx
eCl@ss 4.1	27260701

Contact insert - HC-B 16-I-UT-F-32 - 1584884

Classifications

eCl@ss

eCl@ss 5.0	27143424
eCl@ss 5.1	27143424
eCl@ss 6.0	27143424
eCl@ss 7.0	27440209

Approvals

Approvals


Approvals


CSA / UL Recognized / cUL Recognized / cULus Recognized

Ex Approvals

Approvals submitted

Approval details

CSA 	
mm ² /AWG/kcmil	22-14
Nominal current I _N	13 A
Nominal voltage U _N	600 V

UL Recognized 	
mm ² /AWG/kcmil	22-14
Nominal current I _N	13 A
Nominal voltage U _N	600 V

Contact insert - HC-B 16-I-UT-F-32 - 1584884

Approvals

cUL Recognized	
mm ² /AWG/kcmil	22-14
Nominal current I _N	13 A
Nominal voltage U _N	600 V

cULus Recognized	
------------------	--

Accessories

Accessories

Plug/Adapter

Coding profile - CP-HC - 1686478



Encoding profile, 4 encoding profiles per strip, 40 strips per unit pack, for insertion in encoding grooves

Mounting material - HC-B-PES - 1604997



PE screw, for contact inserts HC-B / HC-BB / HC-DD / HC-D40 / HC-D64

PE multiplier - HC-B-3PE - 1644326



PE multiplier, for three PE connections, for HC-B (besides HC-B..E..ZZ) / HC-BB / HC-DD / HC-D40 / HC-D64 contact inserts

Contact insert - HC-B 16-I-UT-F-32 - 1584884

Accessories

Coding element - HC-CBU - 1676860



Coding socket for coding up to 16 plug-in connectors

Coding bolt - HC-CB - 1772722



Coding pin, prevents mismatching of up to six plug-in connectors with an identical number of positions

Strain relief clamp - HC-B-ZG - 1685327



Strain relief clamps contact inserts of series: B-, BB-, D 40, D 64, DD and HV, straight cable exit

Strain relief - HC-B-ZS - 1685330



Strain relief clamps contact inserts of series: B-, BB-, D 40, D 64, DD and HV, lateral cable exit

Coding element - HC-CST - 1676857



Coding peg for coding up to 16 plug-in connectors

Contact insert - HC-B 16-I-UT-F-32 - 1584884

Accessories

Connector assembly frame - HC-SMR-B16 - 1687972



HEAVYCON connector assembly frame, for contact inserts of type B16

Connector assembly frame - HC-SMP 125-B16-AMQ - 1660973



HEAVYCON connector assembly frame with panel mounting base with double locking latch, for contact inserts of type B16

Adapter plate - HC-B 24-ADP-B 16-GY - 1660449



HEAVYCON adapter plate, type B24 on B16, for panel cutouts of type B24, gray

Docking frames - HC-B 16-ANDOCK - 1586138

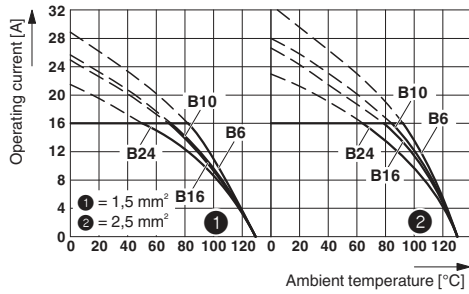


Docking frame for racks, for contact inserts of B16 type, with four M5 flat headed screws, rack balance x/y axis +/- 1.5 mm

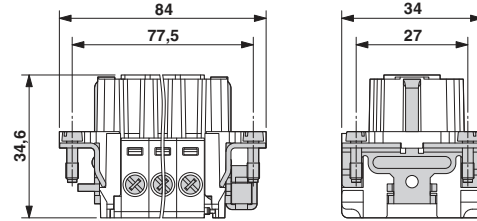
Drawings

Contact insert - HC-B 16-I-UT-F-32 - 1584884

Diagram



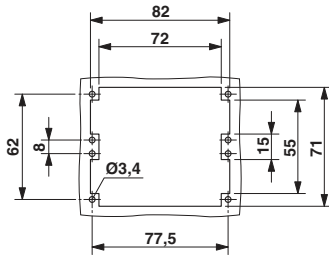
Dimensioned drawing



Female insert

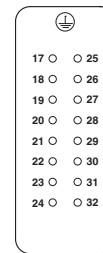
Derating diagram

Dimensioned drawing



Panel cutout

Schematic diagram



Connector pin assignment, connection side