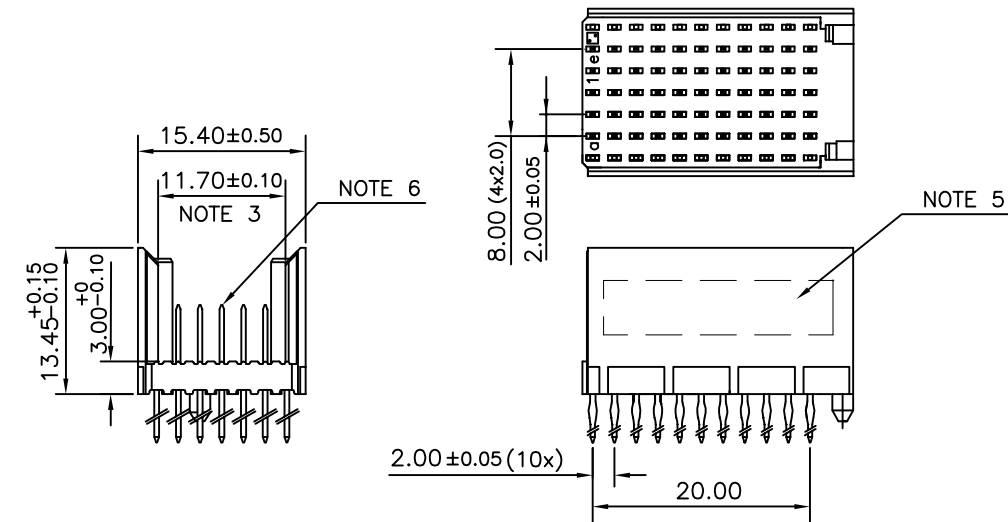


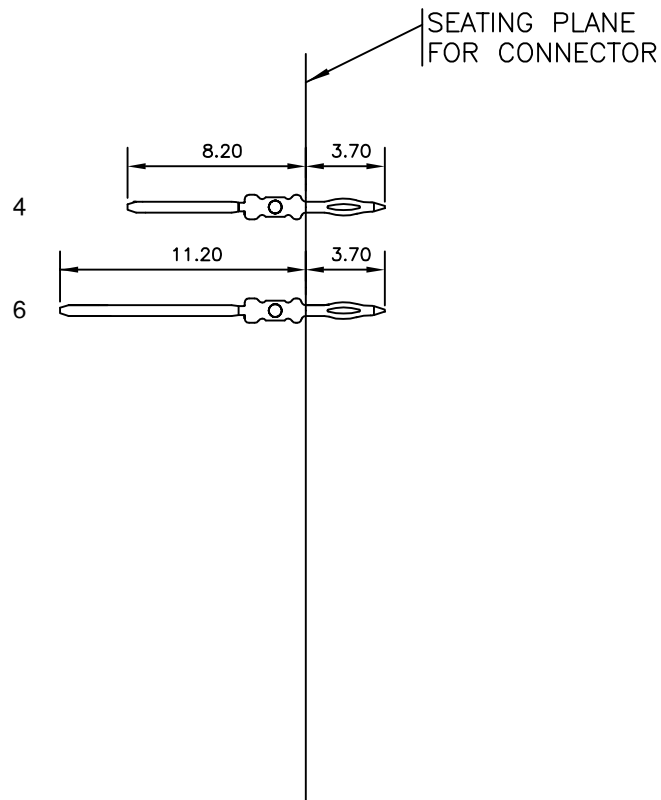
LOADING PATTERN MATING SIDE

f	0	0	0	0	0	0	0	0	0	0
e	4	4	4	4	4	4	4	4	4	4
d	4	4	4	4	4	4	4	4	4	4
c	4	4	4	4	4	4	4	4	4	4
b	4	4	4	4	4	4	4	4	4	4
a	6	6	6	6	6	6	6	6	6	6
z	0	0	0	0	0	0	0	0	0	0
P	0									
S	1				5					0

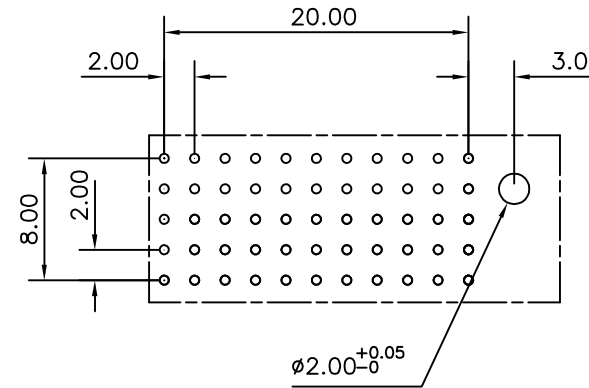
LOADED CONNECTOR ASSEMBLY (FOR EXAMPLE)



CONTACT OVERVIEW



LAY-OUT P.C.B.-HOLE



HM2P09PDJ3E0 LEAD FREE INDICATOR : LF = LEAD FREE (DIGIT 15 & 16)  
PLATING CODE (DIGIT 13 AND 14)  
(REF DRW NO. BS,C , 201844 , 003)

NOTES

- THIS PRODUCT IS CSA APPROVED.
- THIS PRODUCT IS UL RECOGNIZED.
- MEASURED AT THE BOTTOM.
- MATERIAL CONTACT: PHOSPHORBRONZE  
HOUSING: CREAM WHITE GLASS FILLED POLYESTER UL-94V0
- CONNECTOR PRINTED WITH P/N AND DATE CODE.
- FOR ACTUAL CONTACT LOADINGS, SEE LOADING PATTERN MATING SIDE.
- SHAPE OF CONNECTOR HOUSING CAN ALTER DEPENDING ON PRODUCTION LOCATION
- THIS PRODUCT (LF) MEETS EUROPEAN UNION DIRECTIVES AND OTHER COUNTRY REGULATIONS AS DESCRIBED IN GS-22-008
- FOR RECOMMENDED PTH DIMENSIONS REFER DRAWING : BS, A , 201572 , 001

CATALOG NO. HM2P09PDJ3E0- - - -

mat'l. code		surface		tolerance		projection		product family	
SEE NOTE 4		ISO 1302 ✓		ISO 406 ISO 1101				MLLIPACS	
ltr	ecn no	dr	date	tolerances unless otherwise specified		MM		title	
A	106-0212	MINI	2006-12-28	angles	linear	MM		MPACS 5+2R STR HDR PF CONN TYPE C	
				0°±1°		scale -			
		dr	MINI K VANDANATH	2006-12-28				dwg no	
		engr	BIJU K PAUL	2006-12-28				sheet 1 of 1	
		chr	BIJU K PAUL	2006-12-28				size	
		appd	BIJU K PAUL	2006-12-28				A3	
sheet index		revision sheet	A	1				type Product Customer Drawing	