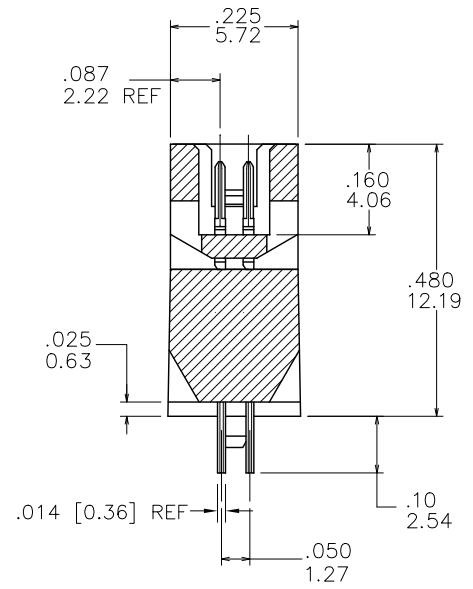
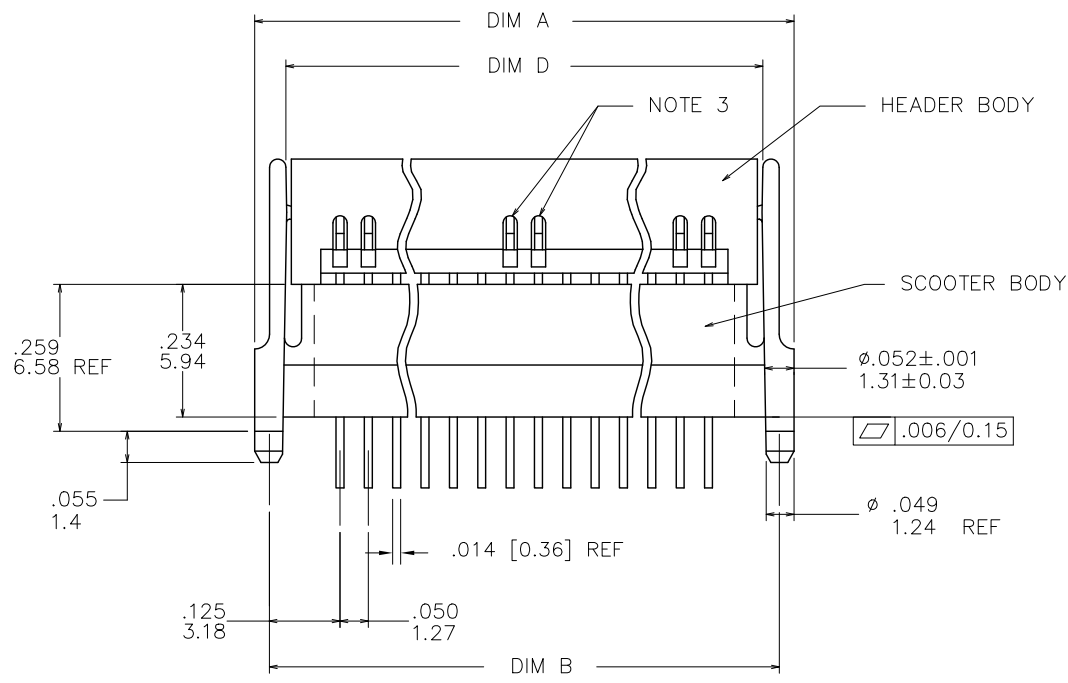
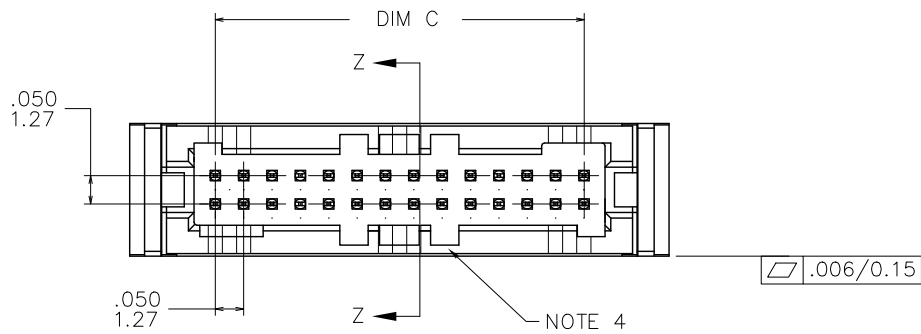


PRODUCT NUMBER  
SEE TABLE



SECTION Z-Z  
ROTATED 90°CW

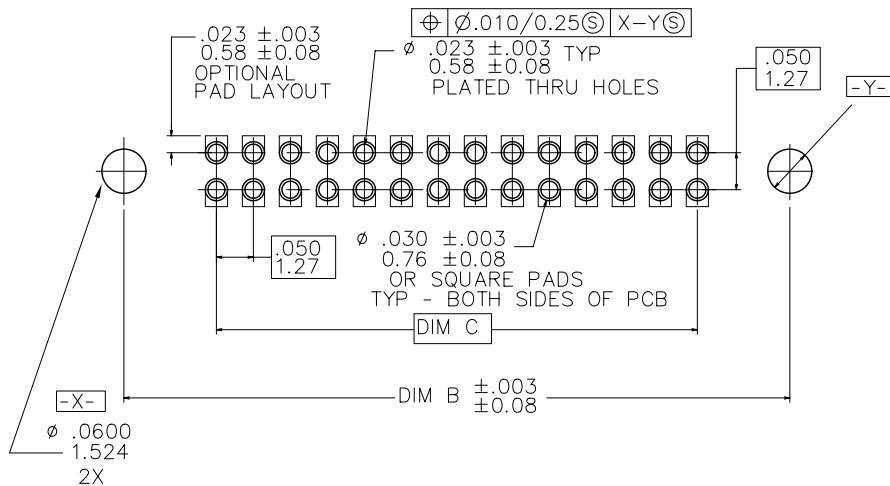
mat'l. code		surface		tolerance		projection		product family	
-		ISO 1302 ✓		ISO 406 ISO 1101				RIBCAGE	
ltr	ecn no	dr	date	tolerances unless otherwise specified				title	
K	V61605	DLW	12/14/00	angles	linear	INCH/MM		SCOOTER 1 ASSEMBLY	
L	V02780	DLW	3/9/01			scale 3:1			
M	M05-0123	ERE	06/07/05	0°±2'					
N	M06-0225	ERE	06/12/06	dr	J. SHREINER	12/14/90		dwg no	
P	M06-0370	MHT	9/26/06	engr	C. TREXLER	12/14/90		sheet 1 of 2	
R	M09-0058	CMR	4/06/09	chr	C. TREXLER	12/14/90		size	
S	ELX-N-009984	YO	1/30/12	appd	C. TREXLER	12/14/90		A3	
sheet		revision		S		S		type	
index		sheet		1		2		Product Customer Drawing	



PRODUCT NUMBER	NO OF POS	DIM A	DIM B	DIM C	DIM D
87434-115	30	1.000/25.40	.950/24.13	.700/17.78	.890/22.61
-120	40	1.250/31.75	1.200/30.48	.950/24.13	1.140/28.96
-125	50	1.500/38.10	1.450/36.83	1.200/30.48	1.390/35.31
-130	60	1.750/44.45	1.700/43.18	1.450/36.83	1.640/41.66
-135	70	2.000/50.80	1.950/49.53	1.700/43.18	1.890/48.01
-140	80	2.250/57.15	2.200/55.88	1.950/49.53	2.140/54.36
-145	90	2.500/63.50	2.450/62.23	2.200/55.88	2.390/60.71
87434-150	100	2.750/69.85	2.700/68.58	2.450/62.23	2.640/67.06

NOTES:

- TERMINAL PLATING:  
CONTACT ZONES:  
30u"/.76u MIN HARD GOLD OR GXT OVER 50u"/1.27u Ni ON CONTACT ZONES.  
100u"/2.54u MIN Sn OVER 50u"/1.27u Ni IN SOLDERING ZONES.
- HEADER BODY: GLASS FILLED THERMOPLASTIC FLAME  
RETARDANT PER UL 94 V-0.  
COLOR: NATURAL  
HEAT DEFLECTION TEMP - 500°F
- SCOOTER BODY: GLASS FILLED THERMOPLASTIC FLAME  
RETARDANT PER UL 94V-0.  
COLOR: NATURAL  
HEAT DEFLECTION TEMP @ 264 PSI - 466°F(241°C)  
PER ASTM TEST NO D64B.
- ADDITIONAL CORING IN CENTER MANUFACTURING OPTION.
- MOLDING FLOW RESTRICTERS QUANTITY AND LOCATION IS MANUFACTURING OPTION.
- ADD "LF" SUFFIX AT THE END OF PART NUMBER FOR LEAD FREE OPTION.
- THIS PRODUCT MEETS EUROPEAN UNION DIRECTIVES AND OTHER COUNTRY REGULATION AS DESCRIBED IN GS-22-008.
- THE HOUSING WILL WITHSTAND EXPOSURE TO 260° PEAK TEMPERATURE FOR 15 SECONDS IN A WAVE SOLDER APPLICATION WITH A 1.5mm MINIMUM THICK CIRCUIT BOARD. SEE APPLICATION NOTES/PROCEDURES IF THEY ARE AVAILABLE.
- PRODUCT SPEC PER BUS-12-087.



RECOMMENDED P.C.B. LAYOUT  
SCALE 4/1

mat'l. code		surface		tolerance		projection		product family	
-		ISO 1302 ✓		ISO 406 ISO 1101				RIBCAGE	
ltr	ecn	no	dr	date		tolerances unless otherwise specified		title	
S						angles linear .xx?01/0.3 .xxx?005/0.13 0?0.051 .xxx?0020/0.051		INCH/MM scale 3:1	
		dr		J. SHREINER		12/14/90		title <b>SCOOTER 1 ASSEMBLY</b>	
		enrg		C. TREXLER		12/14/90		dwg no <b>87434</b>	
		chr		C. TREXLER		12/14/90		sheet 2 of 2 size <b>A3</b>	
		appd		C. TREXLER		12/14/90		type Product Customer Drawing	
sheet index	revision sheet								