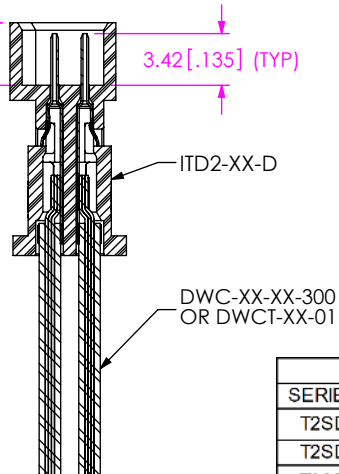
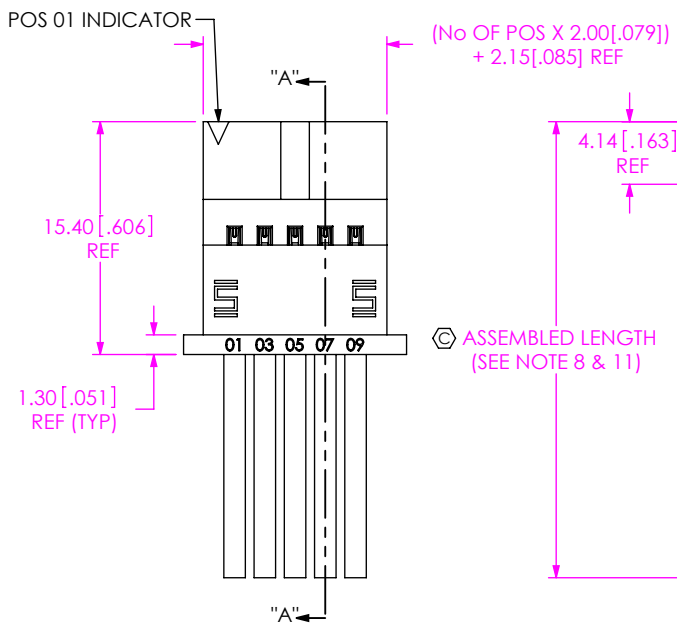
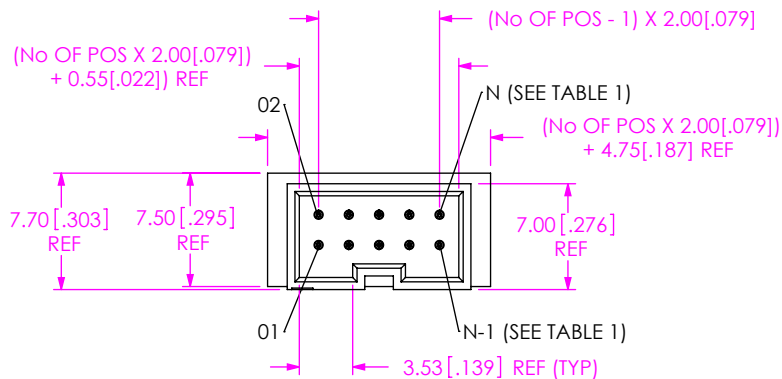


**DESIGNED & DIMENSIONED
IN MILLIMETERS [INCHES]**

T2SDX-XX-XXX-XX-XX.XX-XX-XXX

DO NOT
SCALE FROM
THIS PRINT

FIG 1
T2SDX-05-24-X-XX.XX-S SHOWN



SECTION "A"-"A"

TABLE 1

No OF POSITIONS	N	N-1
-02	4	3
-04	8	7
-05	10	9
-07	14	13
-10	20	19
-15	30	29
-20	40	39
-25	50	49
-30	60	59

NOTES:

- ⊗ REPRESENTS A CRITICAL DIMENSION.
- MINIMUM PULLOUT FORCE: 2.5 LBS [11.1 N].
- ⊗ 3. CONTACTS MUST BE INSERTED UNTIL RETENTION FEATURES LOCK INTO PLACE.
- ⊗ 4. ALL FINISHED GOODS ARE TO BE ELECTRICALLY TESTED INCLUDING HI-POT TEST AT 1000 VOLTS DC. AFTER FINAL ELECTRICAL TEST, LABEL EACH ASSEMBLY WITH (1) LABEL-ET STAMP ON THE BODY.
- TINNED COPPER WIRE IS ROHS COMPLIANT.
- PARTS TO BE LAYER PACKAGED.
- END OF DISCRETE WIRE MUST FALL WITHIN THIS RANGE AFTER CRIMP.
- FOR LENGTHS OF 12.00 INCHES AND LESS, TOLERANCE TO BE ± 3.18[.125], FOR LENGTHS GREATER THAN 12.00 INCHES, TOLERANCE TO BE ± 2%
- REFER TO CRIMP SPECIFICATIONS PRINT FOR CRIMP AND STRIP DIMENSIONS, TOLERANCES, AND TOOLING.
- ASSEMBLIES USING THE FEP OPTION ARE FOR CRIMP APPLICATIONS ONLY.
- CUT LENGTH IS ASSEMBLY LENGTH MINUS OVERALL LENGTH SUBTRACTOR.

F:\DWG\MISC\MKTG\T2SDX-XX-XXX-XX-XX.XX-XX-XXX-MKT.SLDDRW

TEFLON CABLE OPTION
-T: TEFLON (AVAILABLE WITH 24, 28, 30 AWG ONLY) (LEAVE BLANK FOR STANDARD PVC INSULATION) (SEE NOTE 10)

No OF POSITIONS
-02, -03, -04, -05, -07, -10, -15, -20, -25, & -30 (PER ROW)
AVAILABLE AS STANDARD
-05 THRU -30 AVAILABLE AS ASO FOR POS NOT AVAILABLE AS STANDARD

WIRE GAUGE (AWG)
-24, -26, -28, & -30

COLOR CODE:
(LEAVE BLANK FOR ALL BLACK WIRE)
**-C: COLOR CODED WIRE. SEE TABLE 3, SHEET 3 FOR COLOR SEQUENCE (AVAILABLE WITH 24 AWG ONLY AND NOT AVAILABLE WITH TEFLON)

PLATING SPECIFICATION

- L: 10µ" LIGHT SELECTIVE GOLD IN CONTACT AREA, BRIGHT ACID TIN ON TAIL
- S: 30µ" SELECTIVE GOLD IN CONTACT AREA, BRIGHT ACID TIN ON TAIL
- F: 3µ" FLASH GOLD IN CONTACT AREA, BRIGHT ACID TIN ON TAIL

- NXX OPTION (END 2) (ONLY AVAILABLE WITH -D, -T, & -TR)
- NUS: NOTCH UP, STRAIGHT (PIN 1 TO N-1)
- NDS: NOTCH DOWN, STRAIGHT (PIN 1 TO 2)
- NUX: NOTCH UP, CROSSED (PIN 1 TO N)
- NDX: NOTCH DOWN, CROSSED (PIN 1 TO 1)

END OPTION

- S: SINGLE ENDED (SEE FIG 1)
- D: DOUBLE ENDED (SEE FIG'S 2, 3, 4, & 5)
- T: TRANSFER ENDED (SEE FIG'S 6, 7, 8, & 9)
- TR: TRANSFER ENDED WITH RETENTION LATCH (SEE FIG'S 10, 11, 12, & 13)

ASSEMBLED LENGTH SPECIFY IN INCHES

- SINGLE ENDED: 03.00 INCH MINIMUM
- DOUBLE ENDED: 03.25 INCH MINIMUM

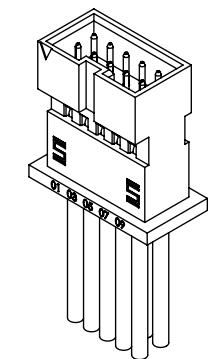


TABLE 2

SERIES	WIRE	CABLE	TERMINAL	CONTACT*
T2SD	24	DWC-24-XX-300	T-1M82-2426-XX	C-281-2426-X
T2SD	26	DWC-26-XX-300	T-1M82-2426-XX	C-281-2426-X
T2SD	28	DWC-28-XX-300	T-1M82-2830-XX	C-281-2830-X
T2SD	30	DWC-30-XX-300	T-1M82-2830-XX	C-281-2830-X
T2SDT	24	DWCT-24-01-TC	T-1M82-2426-XX	C-281-2426-X
T2SDT	28	DWCT-28-01-TC	T-1M82-2830-XX	C-281-2830-X
T2SDT	30	DWCT-30-01-TC	T-1M82-2830-XX	C-281-2830-X

UNLESS OTHERWISE SPECIFIED, DIMENSIONS ARE IN MILLIMETERS.
TOLERANCES ARE:
DECIMALS ANGLES
X.X: ±0.3 [01] 2°
X.XX: ±0.13 [005]
X.XXX: ±0.051 [0020]

PROPRIETARY NOTE
THIS DOCUMENT CONTAINS CONFIDENTIAL AND PROPRIETARY INFORMATION AND ALL DESIGN, MANUFACTURING, REPRODUCTION, USE, PATENT RIGHTS AND SALES RIGHTS ARE EXPRESSLY RESERVED BY SAMTEC, INC. THIS DOCUMENT SHALL NOT BE DISCLOSED, IN WHOLE OR PART, TO ANY UNAUTHORIZED PERSON OR ENTITY NOR REPRODUCED, TRANSFERRED OR INCORPORATED IN ANY OTHER PROJECT IN ANY MANNER WITHOUT THE EXPRESS WRITTEN CONSENT OF SAMTEC, INC.

MATERIAL:
INSULATOR: LCP, COLOR: BLACK
TERMINAL: PHOS BRONZE
CABLE INSULATION: SEE CALLOUT
WIRE: TINNED COPPER

DO NOT SCALE DRAWING SHEET SCALE: 2:1



520 PARK EAST BLVD, NEW ALBANY, IN 47150
PHONE: 812-944-6733 FAX: 812-948-5047
e-Mail info@SAMTEC.com code 55322

DESCRIPTION:
2.00mm TERMINAL DISCRETE CABLE ASSM.
DWG. NO.
T2SDX-XX-XXX-XX-XX.XX-XX-XXX
BY: J. BORGELT 5/18/09 SHEET 1 OF 4

FIG 2
T2SDX-05-28-X-XX.XX-D-NUS SHOWN
(SAME AS FIG 1 EXCEPT AS SHOWN)
(PIN 01 TO N-1)

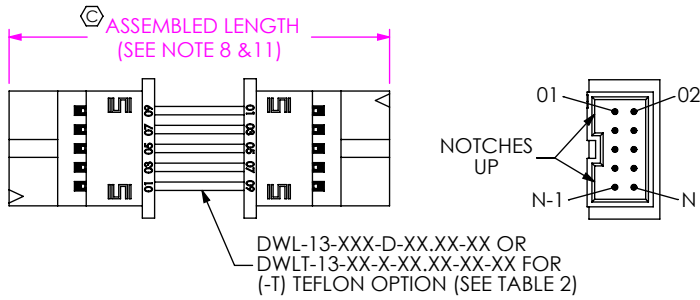


FIG 6
T2SDX-05-28-X-XX.XX-T-NUS SHOWN
(SAME AS FIG 1 EXCEPT AS SHOWN)
(PIN 01 TO 01)

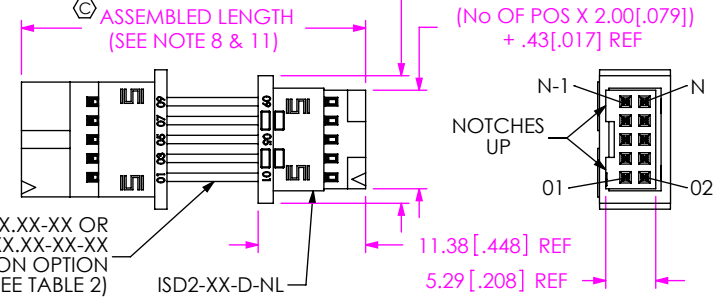


FIG 3
T2SDX-05-28-X-XX.XX-D-NUS SHOWN
(SAME AS FIG 1 EXCEPT AS SHOWN)
(PIN 01 TO N)

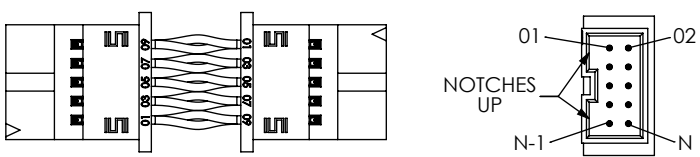


FIG 7
T2SDX-05-28-X-XX.XX-T-NUS SHOWN
(SAME AS FIG 6 EXCEPT AS SHOWN)
(PIN 01 TO 02)

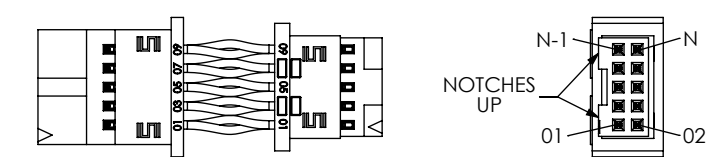


FIG 4
T2SDX-05-28-X-XX.XX-D-NDS SHOWN
(SAME AS FIG 1 EXCEPT AS SHOWN)
(PIN 01 TO 02)

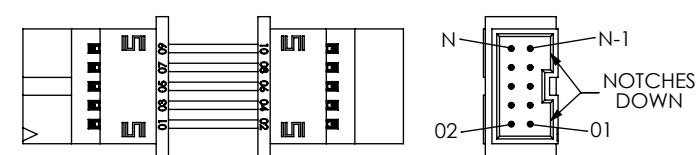


FIG 8
T2SDX-05-28-X-XX.XX-T-NDS SHOWN
(SAME AS FIG 6 EXCEPT AS SHOWN)
(PIN 01 TO N)

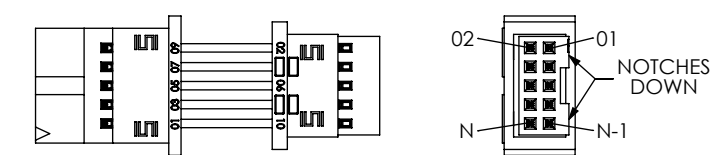


FIG 5
T2SDX-05-28-X-XX.XX-D-NDX SHOWN
(SAME AS FIG 1 EXCEPT AS SHOWN)
(PIN 01 TO 01)

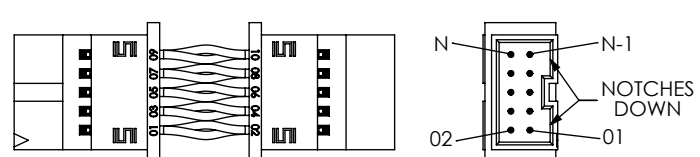
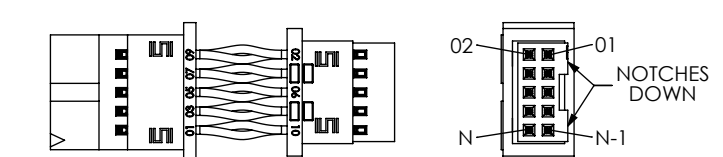


FIG 9
T2SDX-05-28-X-XX.XX-T-NDX SHOWN
(SAME AS FIG 6 EXCEPT AS SHOWN)
(PIN 01 TO N-1)



PROPRIETARY NOTE
* THIS DOCUMENT CONTAINS CONFIDENTIAL AND PROPRIETARY INFORMATION AND ALL DESIGN, MANUFACTURING, REPRODUCTION, USE, PATENT RIGHTS AND SALES RIGHTS ARE EXPRESSLY RESERVED BY SAMTEC, INC. THIS DOCUMENT SHALL NOT BE DISCLOSED, IN WHOLE OR PART, TO ANY UNAUTHORIZED PERSON OR ENTITY NOR REPRODUCED, TRANSFERRED OR INCORPORATED IN ANY OTHER PROJECT IN ANY MANNER WITHOUT THE EXPRESS WRITTEN CONSENT OF SAMTEC, INC.

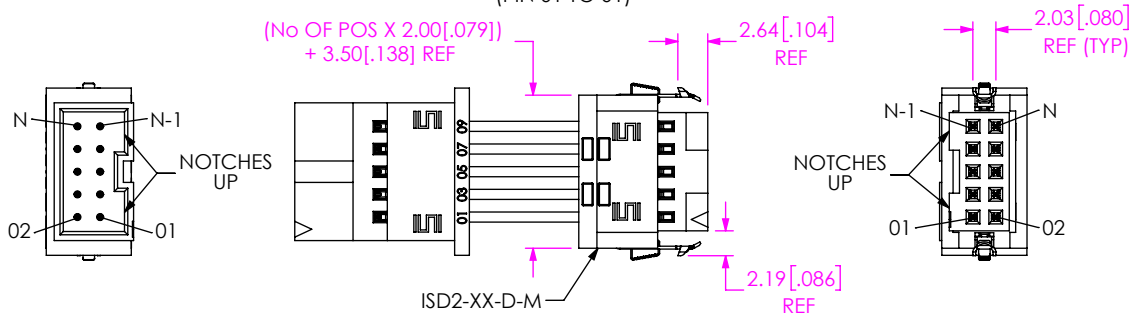
DO NOT SCALE DRAWING
SHEET SCALE: 1:25:1



520 PARK EAST BLVD, NEW ALBANY, IN 47150
PHONE: 812-944-6733 FAX: 812-948-5047
e-Mail info@SAMTEC.com code 55322

DESCRIPTION:
2.00mm TERMINAL DISCRETE CABLE ASSM.
DWG. NO.
T2SDX-XX-XXX-XX-XX.XX-XXX
BY: J. BORGELT 5/18/09 SHEET 2 OF 4

FIG 10
T2SDX-05-28-X-XX.XX-TR-NUS SHOWN
(SAME AS FIG 6 EXCEPT AS SHOWN)
(PIN 01 TO 01)



IN-PROCESS 1
(APPLIES TO -S END OPTION ONLY)
(TO BE BUILT DOUBLE-ENDED INITIALLY
FOR E-TEST AND THEN SEPERATED)

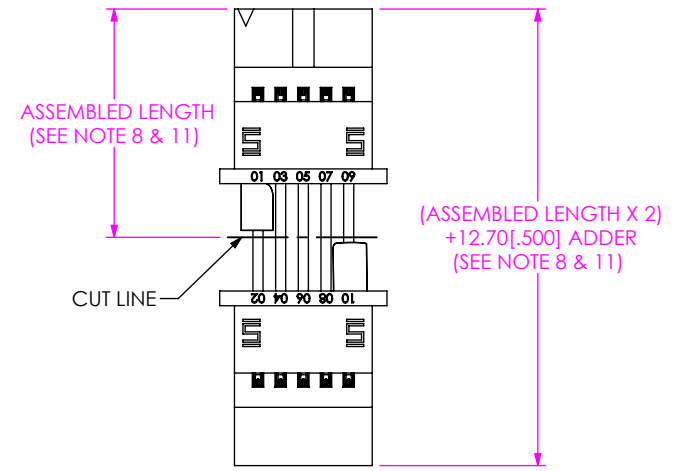


FIG 11
T2SDX-05-28-X-XX.XX-TR-NUX SHOWN
(SAME AS FIG 10 EXCEPT AS SHOWN)
(PIN 01 TO 02)

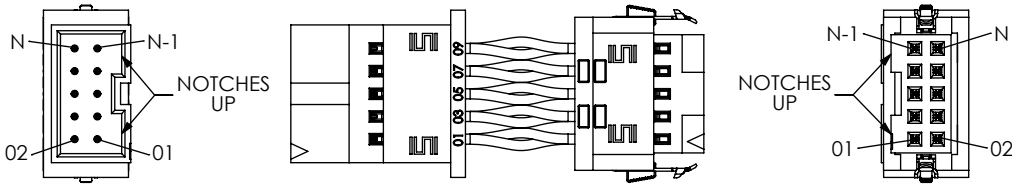


FIG 12
T2SDX-05-28-X-XX.XX-TR-NDS SHOWN
(SAME AS FIG 10 EXCEPT AS SHOWN)
(PIN 01 TO N)

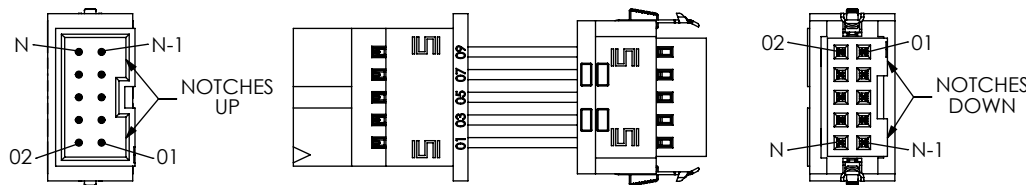


FIG 13
T2SDX-05-28-X-XX.XX-TR-NDX SHOWN
(SAME AS FIG 10 EXCEPT AS SHOWN)
(PIN 01 TO N-1)

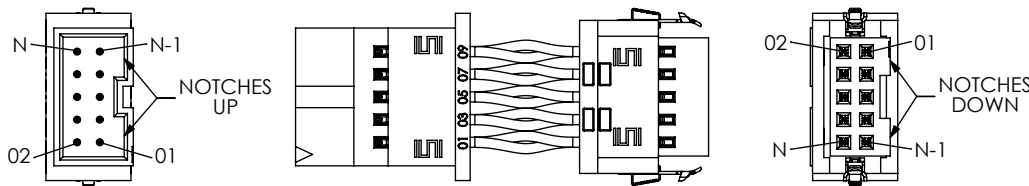


TABLE 3
COLOR SEQUENCE

	BROWN	RED	ORANGE	YELLOW	GREEN	VIOLET	GRAY	WHITE	BLACK	BLUE
POS #	1	2	3	4	5	6	7	8	9	10
	11	12	13	14	15	16	17	18	19	20
	21	22	23	24	25	26	27	28	29	30
	31	32	33	34	35	36	37	38	39	40
	41	42	43	44	45	46	47	48	49	50
	51	52	53	54	55	56	57	58	59	60
	61	62	63	64	65	66	67	68	69	70
	71	72	73	74	75	76	77	78	79	80
	81	82	83	84	85	86	87	88	89	90
	91	92	93	94	95	96	97	98	99	100

PROPRIETARY NOTE
THIS DOCUMENT CONTAINS CONFIDENTIAL AND PROPRIETARY INFORMATION AND ALL DESIGN, MANUFACTURING, REPRODUCTION, USE, PATENT RIGHTS AND SALES RIGHTS ARE EXPRESSLY RESERVED BY SAMTEC, INC. THIS DOCUMENT SHALL NOT BE DISCLOSED, IN WHOLE OR PART, TO ANY UNAUTHORIZED PERSON OR ENTITY NOR REPRODUCED, TRANSFERRED OR INCORPORATED IN ANY OTHER PROJECT IN ANY MANNER WITHOUT THE EXPRESS WRITTEN CONSENT OF SAMTEC, INC.



520 PARK EAST BLVD, NEW ALBANY, IN 47150
PHONE: 812-944-6733 FAX: 812-948-5047
e-Mail info@SAMTEC.com code 55322

DO NOT SCALE DRAWING

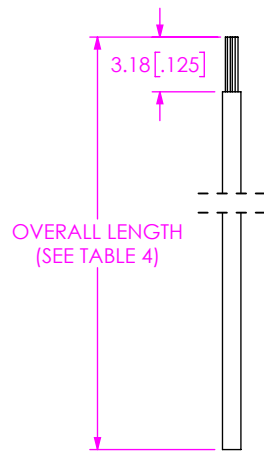
SHEET SCALE: 1.5:1

DESCRIPTION:
2.00mm TERMINAL DISCRETE CABLE ASSM.

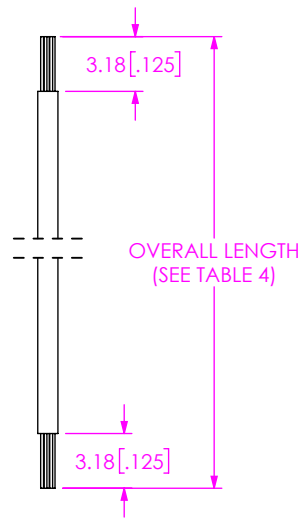
DWG. NO.
T2SDX-XX-XXX-XX-XX.XX-XX-XXX

BY: J. BORGELT 5/18/09 SHEET 3 OF 4

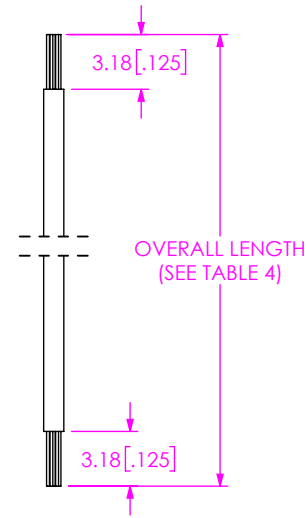
CABLE CUT IN-PROCESS



-S: SINGLE END



-D: DOUBLE END



-T: TRANSFER END

TABLE 4 (OVERALL LENGTH SUBTRACTORS) (SEE NOTE 11)	
	LENGTH
-S: SINGLE END	.375 [9.53]
-D: DOUBLE END	.750 [19.05]
-T: TRANSFER END	.600 [15.24]

PROPRIETARY NOTE

THIS DOCUMENT CONTAINS CONFIDENTIAL AND PROPRIETARY INFORMATION AND ALL DESIGN, MANUFACTURING, REPRODUCTION, USE, PATENT RIGHTS AND SALES RIGHTS ARE EXPRESSLY RESERVED BY SAMTEC, INC. THIS DOCUMENT SHALL NOT BE DISCLOSED, IN WHOLE OR PART, TO ANY UNAUTHORIZED PERSON OR ENTITY NOR REPRODUCED, TRANSFERRED OR INCORPORATED IN ANY OTHER PROJECT IN ANY MANNER WITHOUT THE EXPRESS WRITTEN CONSENT OF SAMTEC, INC.



520 PARK EAST BLVD, NEW ALBANY, IN 47150
PHONE: 812-944-6733 FAX: 812-948-5047
e-Mail info@SAMTEC.com code 55322

SHEET SCALE: 1.5:1

DESCRIPTION:
2.00mm TERMINAL DISCRETE CABLE ASSM.

DWG. NO.
T2SDX-XX-XXX-XX-XX.XX-XX-XXX

BY: J. BORGELT 5/18/09 SHEET 4 OF 4