

NOTES:

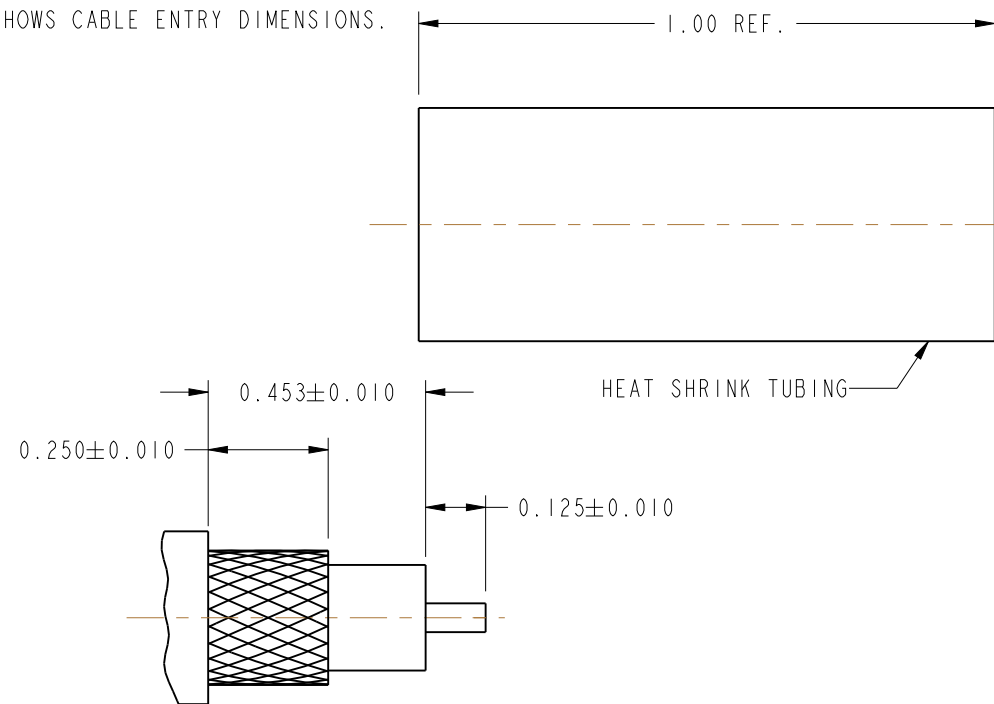
1. MATERIALS AND FINISHES (PLATING THICKNESS IN MICROINCHES):
 - BODIES - BRASS, NICKEL PLATING (100 MIN THICK)
 - COUPLING NUT - BRASS, NICKEL PLATING (100 MIN THICK)
 - CONTACT - BeCu, SILVER PLATING (200 MIN THICK)
 - REAR CONTACT - PHOSPHOR BRONZE, SILVER PLATING (200 MIN THICK)
 - WASHER - BRASS, NICKEL PLATING (100 MIN THICK)
 - OUTER CONTACT - PHOSPHOR BRONZE, NICKEL PLATING (100 MIN THICK)
 - FERRULE - COPPER, NICKEL PLATING (100 MIN THICK)
 - INSULATORS - PTFE
 - GASKET - SILICONE
 - HEAT SHRINK TUBING - CROSSLINKED POLYOLEFIN

2. MECHANICAL:
 - A. DURABILITY: 500 CYCLES MIN.
 - B. TEMPERATURE RANGE: -65° C TO +165° C

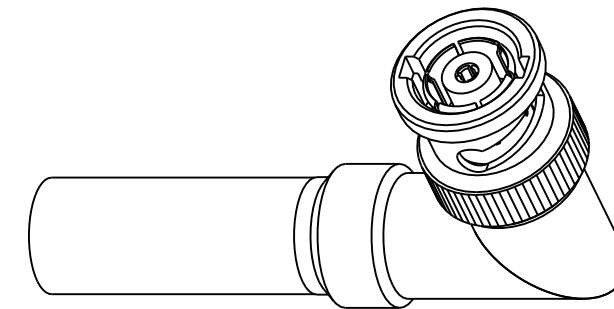
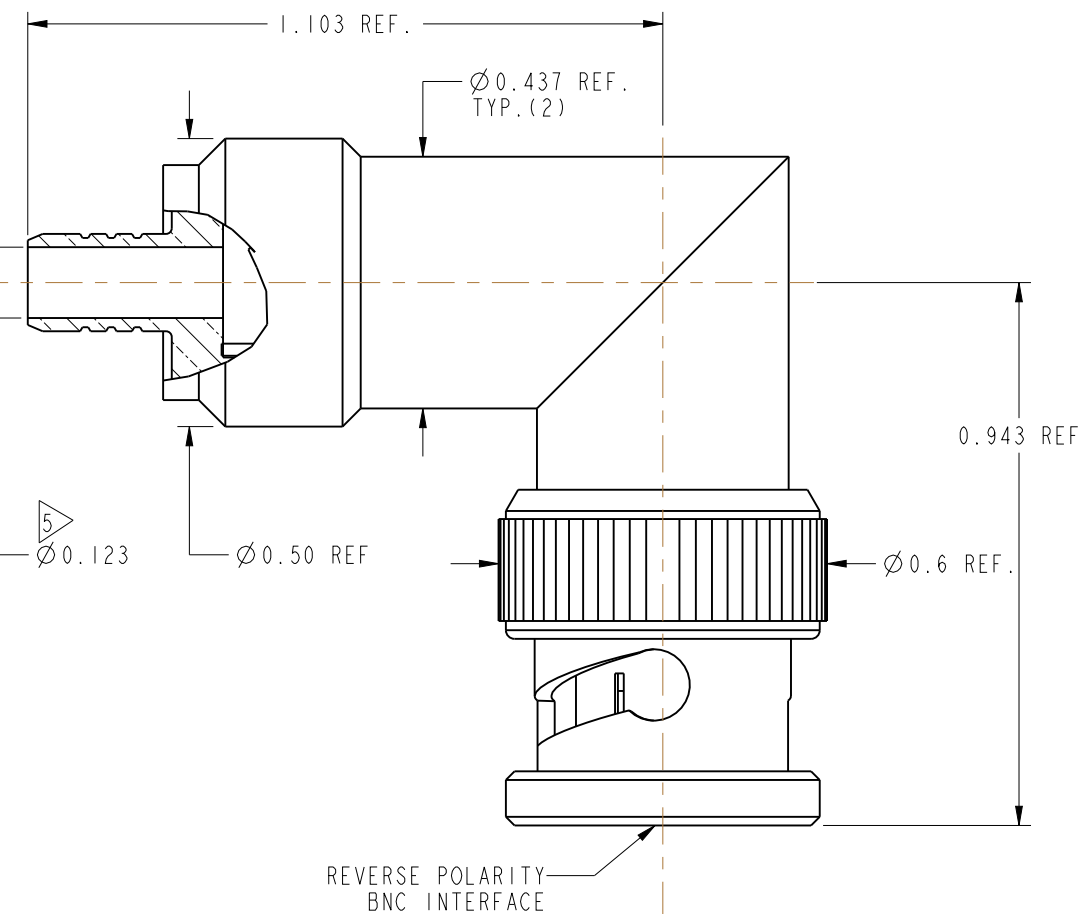
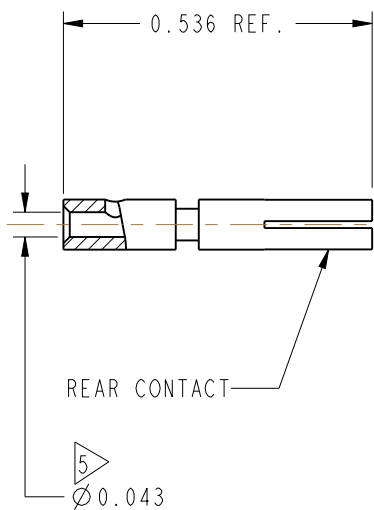
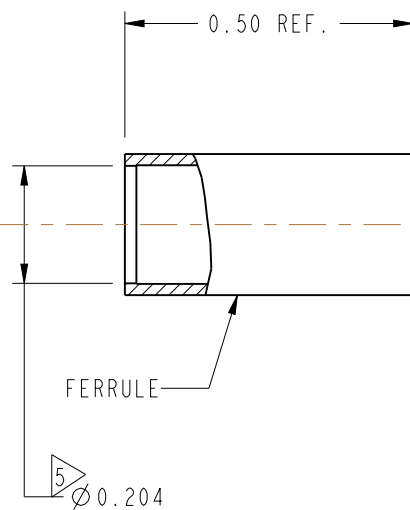
3. PACKAGING:
 - A. QUANTITY: SINGLE PACK
 - B. MARKING: BAG TO BE MARKED
"AMPHENOL RF 31-5179, AND DATE CODE"

4. CABLE ASSEMBLY INSTRUCTIONS
 - A. TRIM CABLE AS SHOWN.
 - B. SOLDER CABLE CENTER CONDUCTOR TO CONTACT.
 - C. INSERT CABLE WITH PTFE INSULATOR ENTERING CONNECTOR AND BRAID OVER KNURL.
 - D. CRIMP FERRULE WITH AMPHENOL TOOL 227-944 AND DIE SET 227-1221-11 CAVITY A, .213" HEX DIE.

5 SHOWS CABLE ENTRY DIMENSIONS.



RECOMMENDED CABLE STRIPPING DIMENSIONS



SCALE 1.500

31-5179		REVISIONS			
DRAWING NO.	REV	DESCRIPTION	DATE	ECO	APPR
THIRD ANGLE PROJ.	--	RELEASE TO MFG.	-----	-----	
	C	COD SHEET ADDED	9/20/13	49679	RAK

CUSTOMER OUTLINE DRAWING
ALL OTHER SHEETS ARE FOR INTERNAL USE ONLY

UNLESS OTHERWISE SPECIFIED, DIMENSIONS ARE IN INCHES AND TOLERANCES ARE: 2 PLACE DECIMAL ±.015 (0,381 mm) 3 PLACE DECIMAL ±.005 (0,127 mm) ANGLES ± 1°	MATERIAL	DRAWN	DATE	TITLE BNC RIGHT ANGLE PLUG MIL-CRIMP POLARIZED FOR RG303/U CABLE		Amphenol RF Danbury, CT, USA Tainan, Taiwan Shenzhen, China www.amphenolrf.com				
	SEE NOTES	ABHAYA KISHORE	08-Aug-13							
NOTICE - These drawings, specifications, or other data (1) are, and remain the property of Amphenol Corp. (2) must be returned upon request; and (3) are confidential and not to be disclosed to any person other than those to whom they are given by Amphenol Corp. The furnishing of these drawings, specifications, or other data by Amphenol Corp., or to any other person to anyone for any purpose is not to be regarded by implication or otherwise in any manner licensing, granting rights or permitting such holder or any other person to manufacture, use or sell any product, process or design, patented or otherwise, that may in any way be related to or disclosed by said drawings, specifications, or other data.	REFERENCE	ENGINEER	DATE	CODE ID 74868		DWG SIZE B		DRAWING NO. 31-5179		REV C
	EAR 122-965500-50	O MCPHERSON	17-Jul-07							
			APPROVED	DATE	CAD FILE 31-5179		SHEET 2 OF 2			
		K. CAPOZZI	9/20/13							