


SAC-5P-M12MS/10,0-802

Order No.: 1457254

<http://eshop.phoenixcontact.de/phoenix/treeViewClick.do?UID=1457254>

Sensor/Actuator cable, 5-position, PUR halogen-free, welding sputter-resistant, highly flexible, Gray RAL 7001, Plug, straight M12, A-coded, on Free conductor end, Cable length: 10 m

Commercial data

| | |
|----------------|---|
| GTIN (EAN) |  |
| Note | Made-to-order |
| sales group | D112 |
| Pack | 1 pcs. |
| Customs tariff | 85444290 |

Product notes

WEEE/RoHS-compliant since:
07/06/2010



<http://www.download.phoenixcontact.com>
Please note that the data given here has been taken from the online catalog. For comprehensive information and data, please refer to the user documentation. The General Terms and Conditions of Use apply to Internet downloads.

Technical data

General data

| | |
|-----------------------|--------|
| Rated current at 40°C | 4 A |
| Rated voltage | 60 V |
| Number of positions | 5 |
| Volume resistance | ≤ 5 mΩ |

| | |
|---------------------------------|--|
| Insulation resistance | ≥ 100 MΩ |
| Length of cable | 10 m |
| Ambient temperature (operation) | -25 °C ... 90 °C (Male connector / female connector) |

General characteristics

| | |
|-----------------------------|---|
| Standards/regulations | M12 connector IEC 61076-2-101 |
| Coding | A - standard |
| Surge voltage category | II |
| Pollution degree | 3 |
| Degree of protection | IP65/IP68/IP69K |
| Insertion/withdrawal cycles | ≥ 100 |
| Contact material | CuSn |
| Contact surface material | Ni/Au |
| Contact carrier material | TPU GF |
| Material of grip body | TPU, hardly inflammable, self-extinguishing |
| Material, knurls | Zinc die-cast, (nickel-plated) |
| Status display | No |

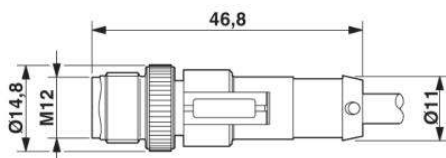
Conductor data

| | |
|------------------------------------|---|
| Cable type | PUR halogen-free, highly flexible, resistant to welding beads, gray |
| Cable type (abbreviation) | 802 |
| Cable abbreviation | Li12Y11Y-HF |
| Conductor cross section | 0.34 mm ² |
| AWG signal line | 22 |
| Conductor structure signal line | 42x 0.10 mm |
| Core diameter including insulation | 1.3 mm ±0.05 mm |
| External cable diameter | 5.1 mm ±0.2 mm |
| Wire colors | Black, brown, blue, white, green/yellow |
| External sheath, color | Gray RAL 7001 |
| Insulation resistance | min. 20 MΩ*km |
| Conductor resistance | Approx. 53 Ω/km |
| Nominal voltage, conductor | 300 V |
| Test voltage, conductor | 1200 V |
| Overall twist | 5 wires around filler to the core |
| Outer sheath, material | PUR |
| Material conductor insulation | PES |

| | |
|---|---|
| Conductor material | Bare Cu litz wires |
| Smallest bending radius, fixed installation | 26 mm |
| Smallest bending radius, movable installation | 26 mm |
| Number of bending cycles | 15000000 |
| Bending radius | 50 mm |
| Traversing path | 0.9 m |
| Traversing rate | 5 m/s |
| Acceleration | 30 m/s ² |
| Torsion force | ± 360 °/m |
| Ambient temperature (operation) | -40 °C ... 90 °C (cable, fixed installation) -30 °C ... 90 °C (cable, flexible installation) |
| Special properties | Sheath resistant to welding beads, can be recycled, matt, without adhesion, wear-resistant, flame resistant and self-extinguishing Free from silicone and cadmium Free of substances which would hinder coating with paint or varnish |
| Flame resistance | DIN VDE 0472 part 804, test type B IEC 60332-1 In accordance with UL FT-2 |
| Halogen-free | The cable is halogen-free |
| Resistance to oil | As per VDE 0472 Part 803 |
| Other resistance | Highly resistant to acids, alkaline solutions and solvents |

Diagrams/Drawings

Dimensioned drawing



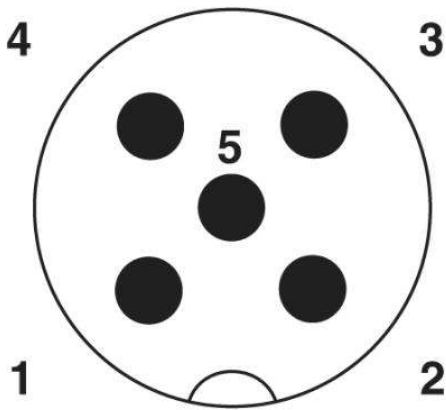
M12 x 1 male connector, straight

Circuit diagram



Contact assignment of the M12 plug

Schematic diagram



Pin assignment M12 male connector, 5-pos., A-coded, male side

Address

PHOENIX CONTACT Inc., USA
586 Fulling Mill Road
Middletown, PA 17057, USA
Phone (800) 888-7388
Fax (717) 944-1625
<http://www.phoenixcon.com>



© 2011 Phoenix Contact
Technical modifications reserved;