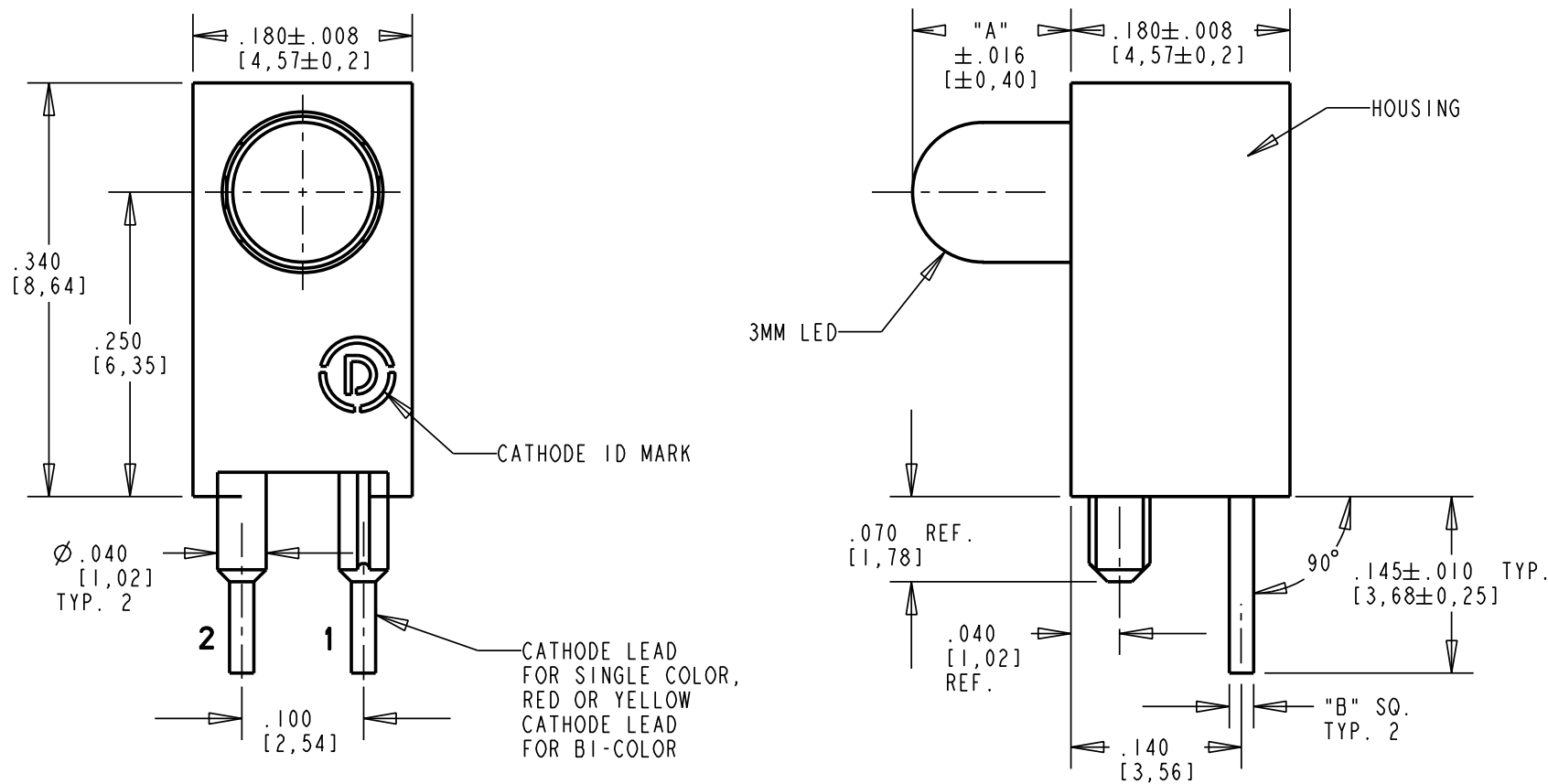


OPERATING CHARACTERISTICS AT 25°C AMBIENT

PART NUMBER	FORWARD VOLTAGE/CURRENT			REVERSE VOLTAGE (V)	PEAK WAVELENGTH (nm)	DOMINANT WAVELENGTH (nm)			LUMINOUS INTENSITY (mcd)		TEST CONDITIONS
	MIN.	TYP.	MAX.		TYP.	MIN.	TYP.	MAX.	MIN.	TYP.	
551-0203F		2.1 V	3.0 V	$V_R = 3 \text{ V MIN. @ } 10 \mu\text{A}$	563	—	—	—	5.6	16.0	$I_F = 10 \text{ mA}$
551-0303F		2.1 V	3.0 V	$V_R = 3 \text{ V MIN. @ } 10 \mu\text{A}$	585	—	—	—	2.2	6.3	$I_F = 10 \text{ mA}$
551-0403F		2.0 V	3.0 V	$V_R = 3 \text{ V MIN. @ } 10 \mu\text{A}$	650	—	—	—	3.6	10	$I_F = 10 \text{ mA}$
551-0503F		10 mA	20 mA	$V_R = 5 \text{ V MIN. @ } 100 \mu\text{A}$	635	—	—	—	8.7	29	$V_F = 5 \text{ V}$
551-0603F		10 mA	20 mA	$V_R = 5 \text{ V MIN. @ } 100 \mu\text{A}$	565	—	—	—	5.6	19	$V_F = 5 \text{ V}$
551-0703F		10 mA	20 mA	$V_R = 5 \text{ V MIN. @ } 100 \mu\text{A}$	585	—	—	—	3.7	12.6	$V_F = 5 \text{ V}$
551-0803F		3.5 V	4.1 V	$V_R = 5 \text{ V MIN. @ } 10 \mu\text{A}$	428	462	465	468	7.1	12.5	$I = 10 \text{ mA}$
551-1103F		1.7 V	2.2 V	$V_R = 5 \text{ V MIN. @ } 50 \mu\text{A}$	635	—	—	—	1.0	1.6	$I_F = 2 \text{ mA}$
551-1203F		1.8 V	2.7 V	$V_R = 5 \text{ V MIN. @ } 50 \mu\text{A}$	585	—	587	—	1.0	1.6	$I_F = 2 \text{ mA}$
551-1303F		1.9 V	2.2 V	$V_R = 5 \text{ V MIN. @ } 50 \mu\text{A}$	565	—	—	—	1.0	1.6	$I_F = 2 \text{ mA}$
551-2503F	1.5 V	2.2 V	3.0 V	$V_R = 5 \text{ V MIN. @ } 100 \mu\text{A}$	600	—	—	—	3.4	7.0	$I_F = 10 \text{ mA}$
551-3003F				N/A	635/565	—	—	—	2.5/3.7	4.7/10	$I_F = 10 \text{ mA}$
		2.0/2.1	2.8/2.8						$I_F = 20 \text{ mA}$		
551-3103F				N/A	585/565	—	—	—	2.5/2.5	4.3/6.3	$I_F = 10 \text{ mA}$
		2.1/2.1	2.8/2.8						585/583	—	589/587

REV.	ECN NO.	REVISIONS	DRN.	CKD.	APP.	DATE
A	—	NEW RELEASE	TWC	TC	NO	8-30-05
B	—	ADDED P/N 551-0803F	CE			

PART NUMBER	LED COLOR	"A" DIMENSION	"B" DIMENSION	"C" DIMENSION
551-0203F	GREEN DIFFUSED	.140 [3,56]	.020 [0,51]	.043 [1,09]
551-0303F	YELLOW DIFFUSED	.140 [3,56]	.020 [0,51]	.043 [1,09]
551-0403F	RED DIFFUSED	.140 [3,56]	.020 [0,51]	.043 [1,09]
551-0503F	RED W/RESISTOR 5V	.130 [3,30]	.018 [0,46]	.040 [1,02]
551-0603F	GREEN W/RESISTOR 5V	.130 [3,30]	.018 [0,46]	.040 [1,02]
551-0703F	YELLOW W/RESISTOR 5V	.130 [3,30]	.018 [0,46]	.040 [1,02]
551-0803F	BLUE DIFFUSED	.136 [3,45]	.020 [0,51]	.043 [1,09]
551-1103F	2 mA RED DIFFUSED	.130 [3,30]	.018 [0,46]	.040 [1,02]
551-1203F	2 mA YELLOW DIFFUSED	.130 [3,30]	.018 [0,46]	.040 [1,02]
551-1303F	2 mA GREEN DIFFUSED	.130 [3,30]	.018 [0,46]	.040 [1,02]
551-2503F	ORANGE DIFFUSED	.130 [3,30]	.018 [0,46]	.040 [1,02]
551-3003F	RED/GREEN BI-COLOR	.136 [3,45]	.020 [0,51]	.043 [1,09]
551-3103F	YELLOW/GREEN BI-COLOR	.130 [3,30]	.020 [0,51]	.043 [1,09]

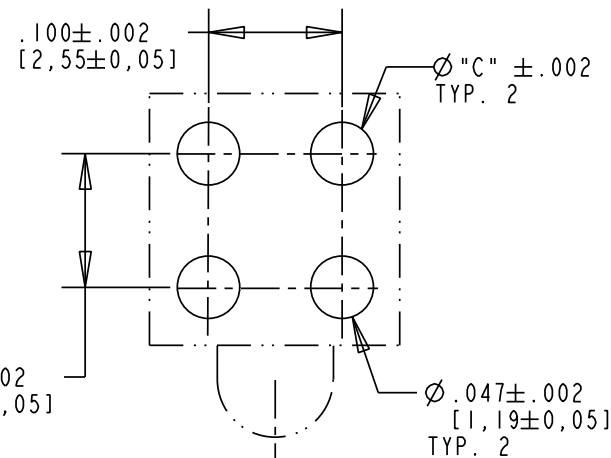


NOTES:

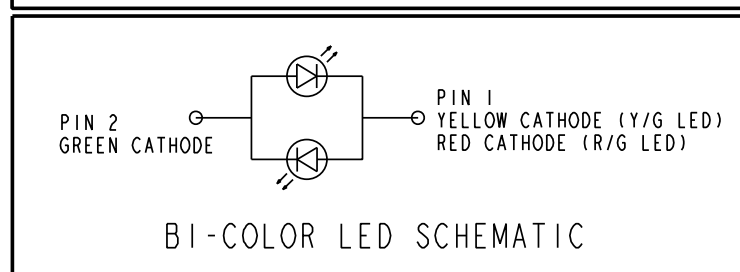
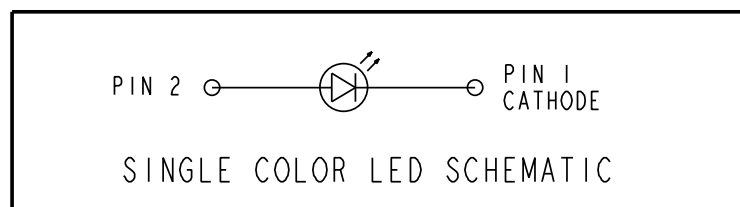
- LEADS TO FIT INTO HOLES SPACED AS PER HOLE PATTERN.
- LED LEAD DIMENSIONS SHOWN ARE MEASURED AT HOUSING EXIT.
- DIALIGHT PART NUMBER: 551-XX03F
- THIS ASSEMBLY CONTAINS ELECTROSTATIC DISCHARGE SENSITIVE DEVICES (ESDS). MAINTAIN ALL PRECAUTIONARY MEASURES DURING ASSEMBLY, HANDLING AND STORAGE IN ACCORDANCE WITH IPC-A-610.

RoHS Compliant 551-XX03F Thru hole CBI

Part Numbers with the "F" suffix ending are RoHS Compliant.
 Example: 551-3103F
 The bag packaging is marked with "RoHS Compliant" label or equivalent markings.
 Parts can be wave soldered, dip soldered or hand soldered using typical lead-free soldering process with max 260°C temp. for 5 sec.



RECOMMENDED P.C. BOARD HOLE PATTERN



ATTENTION:
 OBSERVE PRECAUTIONS FOR
 HANDLING ELECTROSTATIC
 SENSITIVE DEVICES

THIS DRAWING AND THE CONTENTS HEREIN ARE CONFIDENTIAL AND THE SOLE PROPERTY OF DIALIGHT. REPRODUCTION OF THIS DRAWING OR CONSTRUCTION OF ANY PARTS WITHIN THIS DRAWING ARE FORBIDDEN WITHOUT THE WRITTEN CONSENT OF DIALIGHT.		
SCALE: 7.000 ALL DIM'S IN: INCHES (MM)	DRAWING NUMBER C-17295	REV B
TOLERANCES: UNLESS OTHERWISE SPECIFIED FRACTIONS: ±1/64 DECIMALS (.XX): ±.020 DECIMALS (.XXX): ±.015 DECIMALS (.XXXX): ±.0005 ANGLES: ±3°	TITLE 3mm LED CBI, .250" HIGH LED RoHS COMPLIANT	
FINISH:	MATERIAL	
FSCM 83330	Dialight 1501 ROUTE 34 SOUTH FARMINGDALE, NJ 07727	
	SHEET 1 OF 1	FAMILY TABLE: