

MICRO BLADE & BEAM SOCKET & HEADER

(0.50 mm) .0197" PITCH • SS5/ST5 SERIES

PAM 4

56
G b p s



SS5
Mates:
ST5

ST5
Mates:
SS5

SPECIFICATIONS

Insulator Material:
Black LCP
Contact Material:
Phosphor Bronze
Plating:
Au or Sn over
50 μ" (1.27 μm) Ni
Operating Temp Range:
-55 °C to +125 °C
Current Rating:
1.5 A per pin
(2 pins powered)

PROCESSING

Lead-Free Solderable:
Yes
SMT Lead Coplanarity:
(0.10 mm) .004" max

SS5	NO. OF POSITIONS	LEAD STYLE	PLATING OPTION	D	K	"X"R
-----	------------------	------------	----------------	---	---	------

-10, -15, -20,
-30, -40, -50,
-60, -70, -80
(Per Row)

-3.00
= 3.00 mm
-3.50
= 3.50 mm

-L
= 10 μ"
(0.25 μm)
Gold on contact,
Matte Tin on tail

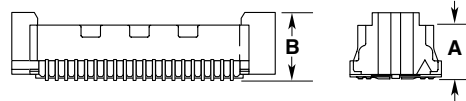

(Required in callout)

-K
= (3.50 mm)
.138" DIA
Polyimide
Film
Pick &
Place Pad

(Required in callout)

-TR
= Tape & Reel

-FR
= Full Reel
Tape & Reel
(must order max.
quantity per reel;
contact Samtec for
quantity breaks)



LEAD STYLE	A	B
-3.00	(2.85) .112	(3.50) .138
-3.50	(3.35) .132	(4.00) .157

MATED HEIGHT *

ST5 LEAD STYLE	SS5 LEAD STYLE	
	-3.00	-3.50
-1.00	(4.00 mm) .157"	(4.50 mm) .177"
-1.50	(4.50 mm) .177"	(5.00 mm) .197"

*Processing conditions will affect mated height.

ST5	NO. OF POSITIONS	LEAD STYLE	PLATING OPTION	D	P	"X"R
-----	------------------	------------	----------------	---	---	------

-10, -15, -20,
-30, -40, -50,
-60, -70, -80
(Per Row)

-1.00
= 1.00 mm
-1.50
= 1.50 mm

-L
= 10 μ"
(0.25 μm)
Gold on contact,
Matte Tin on tail

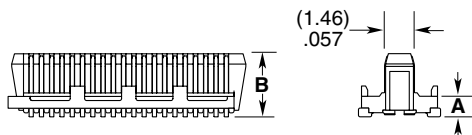
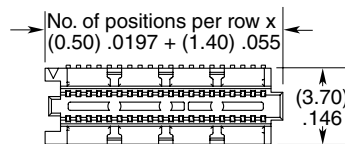
(Required in callout)

-P
= Pick &
Place Pad

(Required in callout)

-TR
= Tape & Reel

-FR
= Full Reel
Tape & Reel
(must order max.
quantity per reel;
contact Samtec for
quantity breaks)



LEAD STYLE	A	B
-1.00	(1.00) .039	(3.08) .121
-1.50	(1.50) .059	(3.58) .141

ALSO AVAILABLE

Other lead styles
(MOQ Required)

Note:
Some lengths, styles and options are non-standard, non-returnable.