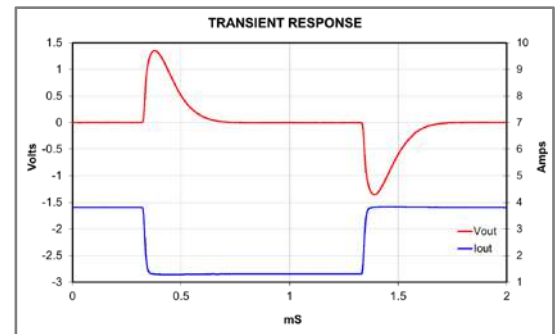
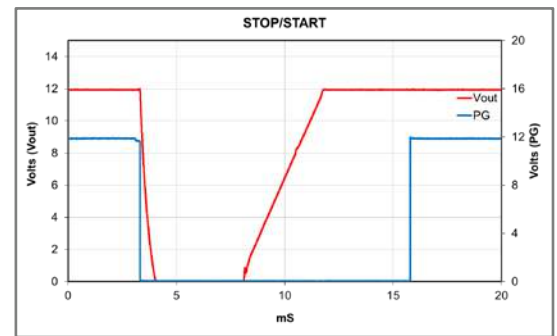
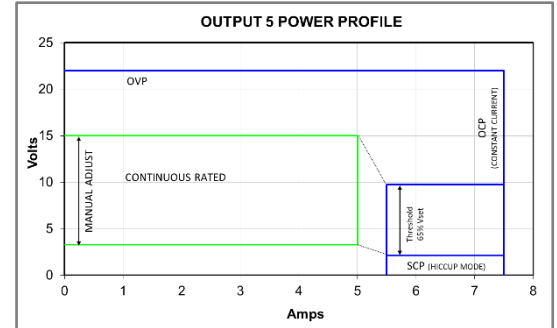
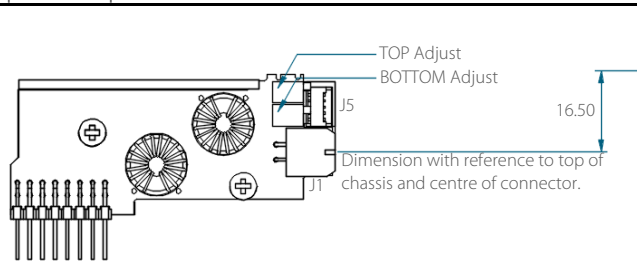


OUTPUT 5 SPECIFICATIONS					
Parameter	Details	Min	Typ	Max	Units
Output voltage range	Each channel	3.3	12	15	V
Rated current	Each channel			5	A
Rated power	Each channel		60	75	Watts
Initial voltage accuracy	Factory set units	-0.5		0.5	%
Manual Voltage Adjust	11 turn potentiometer		1.1		V/turn
Load Regulation	Measured at sense terminals	-50		50	mV
Line Regulation	Measured at sense terminals	-0.1		0.1	%Vnom
Cross Regulation	Measured at sense terminals	-0.2		0.2	%Vnom
Minimum Load				0	Watts
Temperature coefficient		-0.02		0.02	%/°C
Ripple and Noise	20MHz BW, Pk-Pk			2	%Vset
Transient response (V set = 12V)	25% to 75% load transient at 0.25A/μS Recovery to within 10% of V-set			2.0	V
Turn on rise time	Monotonic 10% to 90%	2.0		4.0	μS
Turn on overshoot				1	%Vset
Turn on delay	AC to PG EN to PG		600 30	750 40	μS mS
Holdup voltage				12	V
Isolation to ground	Each terminal			250	V
Over current protection	Constant current mode	105		175	% Rated
Reverse current protection	Yes				
Short circuit protection (Hiccup mode)	Period Duty cycle Voltage threshold		260 3.5 65		μS % %Vset
Over voltage protection	Latching		22		V
Over Temperature protection	Internally monitored. Latching	115		125	°C
Power cable voltage drop	Positive /negative power cables			0.5	V
Power Good thresholds	Low window only, falling		92.5		%Vset
Reliability	25°C, 100% load, Telcordia			1	FPMH
Warranty				2	Years
Wire Size		22	20		AWG
Weight				60	Grams
Size	60mm x 35mm x 17mm				

Notes: (1) All specifications are believed to be correct at time of publication and are subject to change without notice.  
 (2) OP5 specifications apply to units with serials beginning 18xxxxxxx and higher. For lower serials specifications please contact Vox Power.





Dimension with reference to edge of chassis and centre of connector when in Slot A—Slot pitch 18.30mm

Dimension with reference to top of chassis and centre of connector.

J5	
Circuit	Details
1	Top + Sense
2	Top - Sense
3	Open
4	Bottom + Sense
5	Bottom -Sense

REF.	DETAILS	MANUFACTURER	HOUSING	TERMINAL
J1	OUTPUT POWER CONNECTOR: 4 Pin, with Friction lock, 20-22 AWG	MOLEX	430250400	430300001
J5	OUTPUT SIGNALS: 5 Pin, 1.25mm, with Friction lock, 28-32 AWG	MOLEX	0510210500	0500588000

Notes: 1. Terminal and Wire current rating must exceed maximum output current. 2. Direct equivalents may be used for any connector parts 3. All cables must be rated 105°C min, equivalent to UL1430

All specifications are believed to be correct at time of publishing. Vox Power Ltd reserves the right to make changes to any of its products and to change or improve any part of the specification, electrical or mechanical design or manufacturing process without notice. Vox Power Ltd does not assume any liability arising out of the use or application of any of its products and of any information to the maximum extent permitted by law. No license, express or implied, by estoppel or otherwise, to any intellectual property rights is granted by this document or by any products of Vox Power Ltd. VOX POWER LTD DISCLAIMS ALL WARRANTIES AND REPRESENTATIONS OF ANY KIND WHETHER EXPRESS OR IMPLIED, INCLUDING, BUT NOT LIMITED TO, IMPLIED WARRANTIES OF SUITABILITY, FITNESS FOR PURPOSE, MERCHANTABILITY AND NON-INFRINGEMENT. Please consult your local distributor or Vox Power directly to ensure that you have the latest revision before using the product and refer to the latest relevant user manual for further information relating to the use of the product. Vox Power Ltd products are not intended for use in connection with life support systems, human implantations, nuclear facilities or systems, aircraft, spacecraft, military or naval missile, ground support or control equipment used for the purpose of guidance navigation or direction of any aircraft, spacecraft or military or naval missile or any other application where product failure could lead to loss of life or catastrophic property damage. The user will hold Vox Power Ltd harmless from any loss, cost or damage resulting from its breach of these provisions.