

5-103817-6 ✓ ACTIVE

AMPMODU | [AMPMODU Headers](#)

TE Internal #: 5-103817-6

PCB Mount Header, Vertical, Board-to-Board, 24 Position, 2.54 mm [.1 in] Centerline, Unshrouded, Gold, Through Hole - Solder, Signal, AMPMODU Headers

[View on TE.com >](#)



Connectors > PCB Connectors > PCB Headers & Receptacles



PCB Connector Assembly Type: **PCB Mount Header**

PCB Mount Orientation: **Vertical**

Connector System: **Board-to-Board**

Number of Positions: **24**

Number of Rows: **3**

Features

Product Type Features

PCB Connector Assembly Type	PCB Mount Header
Connector System	Board-to-Board
Header Type	Unshrouded
Sealable	No
Connector & Contact Terminates To	Printed Circuit Board

Configuration Features

Connector Contact Load Condition	Fully Loaded
PCB Mount Orientation	Vertical
Number of Positions	24
Number of Rows	3
Board-to-Board Configuration	Parallel

Electrical Characteristics

Insulation Resistance	5000 M Ω
Dielectric Withstanding Voltage (Max)	750 Vrms
Operating Voltage	30 VAC

Body Features

Primary Product Color	Black
-----------------------	-------

Contact Features



Mating Square Post Dimension	.64 mm[.025 in]
	10 – 20 µin
Contact Shape & Form	Square
Contact Underplating Material	Nickel
PCB Contact Termination Area Plating Material	Tin
Contact Base Material	Phosphor Bronze
Contact Mating Area Plating Material	Gold
Contact Mating Area Plating Material Thickness	.76 µm[30 µin]
Contact Type	Pin
Contact Current Rating (Max)	3 A

Termination Features

Square Termination Post & Tail Dimension	.64 mm[.025 in]
Termination Post & Tail Length	3.05 mm[.12 in]
Termination Method to Printed Circuit Board	Through Hole - Solder

Mechanical Attachment

Mating Alignment	Without
PCB Mount Retention	Without
PCB Mount Alignment	Without
Connector Mounting Type	Board Mount

Housing Features

Centerline (Pitch)	2.54 mm[.1 in]
Housing Material	Thermoplastic

Dimensions

Row-to-Row Spacing	2.54 mm[.1 in]
PCB Thickness (Recommended)	1.4 mm[.055 in]

Usage Conditions

Housing Temperature Rating	Standard
Operating Temperature Range	-55 – 125 °C[-67 – 257 °F]

Operation/Application

Circuit Application	Signal
---------------------	--------

Industry Standards

UL Rating	Recognized
-----------	------------



Agency/Standard	CSA, UL
Approved Standards	CSA LR16455, UL E28476
UL Flammability Rating	UL 94V-0

Packaging Features

Packaging Quantity	100
Packaging Type	Carton

Product Compliance

[For compliance documentation, visit the product page on TE.com>](#)

EU RoHS Directive 2011/65/EU	Compliant
EU ELV Directive 2000/53/EC	Compliant
China RoHS 2 Directive MIIT Order No 32, 2016	No Restricted Materials Above Threshold
EU REACH Regulation (EC) No. 1907/2006	Current ECHA Candidate List: JUNE 2023 (235) Candidate List Declared Against: JUNE 2023 (235) Does not contain REACH SVHC
Halogen Content	BFR/CFR/PVC Free, but Br/Cl >900 ppm in other sources.
Solder Process Capability	Wave solder capable to 240°C

Product Compliance Disclaimer

This information is provided based on reasonable inquiry of our suppliers and represents our current actual knowledge based on the information they provided. This information is subject to change. The part numbers that TE has identified as EU RoHS compliant have a maximum concentration of 0.1% by weight in homogenous materials for lead, hexavalent chromium, mercury, PBB, PBDE, DBP, BBP, DEHP, DIBP, and 0.01% for cadmium, or qualify for an exemption to these limits as defined in the Annexes of Directive 2011/65/EU (RoHS2). Finished electrical and electronic equipment products will be CE marked as required by Directive 2011/65/EU. Components may not be CE marked. Additionally, the part numbers that TE has identified as EU ELV compliant have a maximum concentration of 0.1% by weight in homogenous materials for lead, hexavalent chromium, and mercury, and 0.01% for cadmium, or qualify for an exemption to these limits as defined in the Annexes of Directive 2000/53/EC (ELV). Regarding the REACH Regulation, the information TE provides on SVHC in articles for this part number is based on the latest European Chemicals Agency (ECHA) 'Guidance on requirements for substances in articles' posted at this URL: <https://echa.europa.eu/guidance-documents/guidance-on-reach>

Compatible Parts



TE Part # 3-829492-6
3X36P MOD2 STIFTLEI




TE Part # 1-829492-6
3X16P MOD2 STIFTLEI



TE Part # 829492-8
3X 8P MOD2 STIFTLEI

Also in the Series | AMPMODU Headers




PCB Connector Mounting(1)



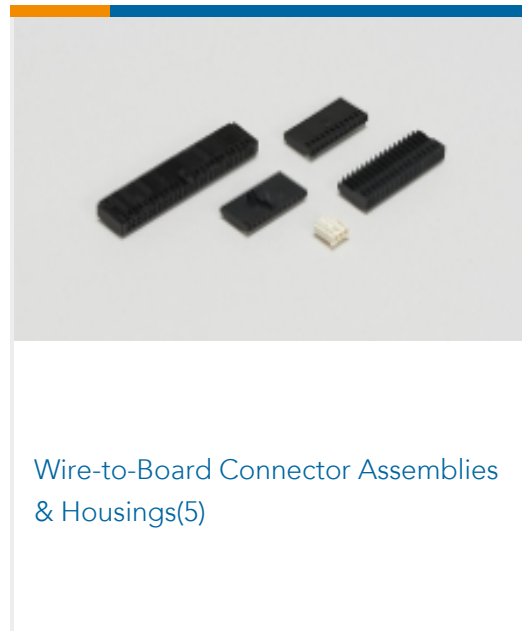
PCB Connector Shrouds(1)




PCB Headers & Receptacles(4875)



PCB Latches, Locks & Retainers(1)



Wire-to-Board Connector Assemblies
& Housings(5)



Wire-to-Board Connector Contacts(65)

Customers Also Bought



TE Part #5102153-3
AMP-LATCH UNIVERSAL HEADERS



TE Part #9-1393211-7
T92S7A12-120



TE Part #1734328-2
Mini USB AB R/A,Rcpt,SMT,T&R



TE Part #6-1879354-3
RR03 5% 120R AMMO



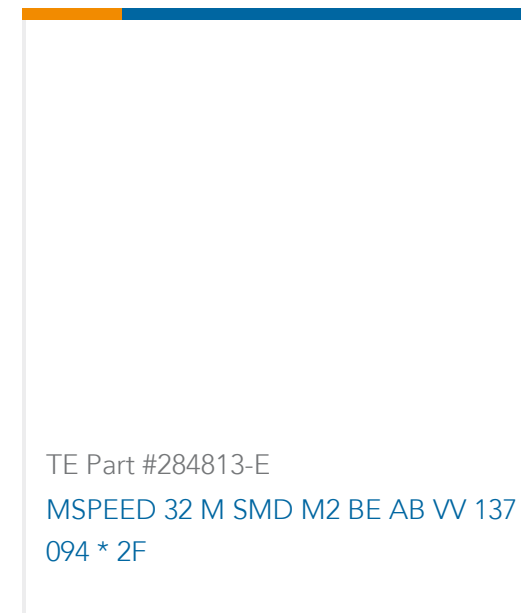
TE Part #2176373-1
RQ 0805 10R 0.1% 10PPM 1K RL



TE Part #6-1879354-4
RR03 5% 130R AMMO



TE Part #DT04-4P-CE01
REC, 4P, GRY, E, CAP



TE Part #284813-E
MSPEED 32 M SMD M2 BE AB VV 137
094 * 2F



Documents

Product Drawings

[24 MODII HDR 3RST UNSHRD .100](#)

English

CAD Files

[3D PDF](#)

English

Customer View Model

[ENG_CVM_5-103817-6_E1.3d_igs.zip](#)

English

Customer View Model

[ENG_CVM_5-103817-6_E1.3d_stp.zip](#)

English

Customer View Model

[ENG_CVM_5-103817-6_E1.2d_dxf.zip](#)

English

By downloading the CAD file I accept and agree to the [Terms and Conditions](#) of use.

Datasheets & Catalog Pages

[AMPMODU_INTERCONNECTION_SYSTEM_SECTIONS5](#)

English

[AMPMODU Interconnetion System](#)

[AMPMODU Interconnetion System](#)

English