

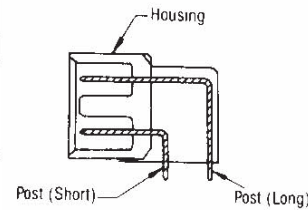
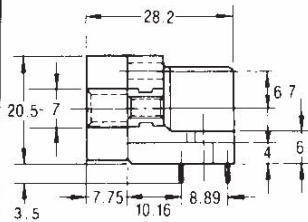
Special Connectors

I/O Connector Series Multiple Tap Connectors

Post Header

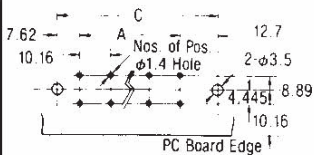
Material :

Housing — UL94V-0 rated,
PBT, black
Post — CA-725
(Nickel, tin, copper alloy)
Nickel plated on entire
contact, 0.76µm (min.) sel.
gold plated on contact area,
2µm (min.) tin plated on
soldering area.

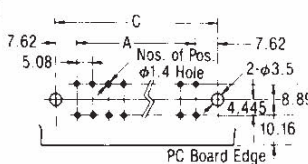


Section X-X


PC Board Layout



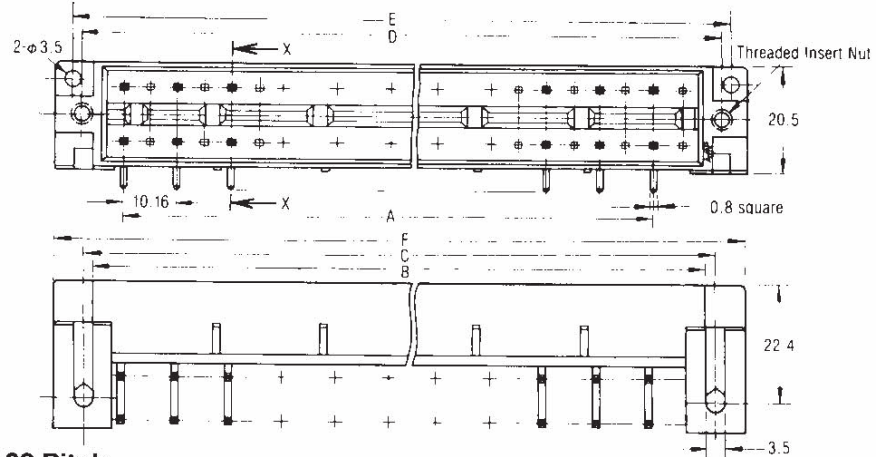
For 10.16 Pitch



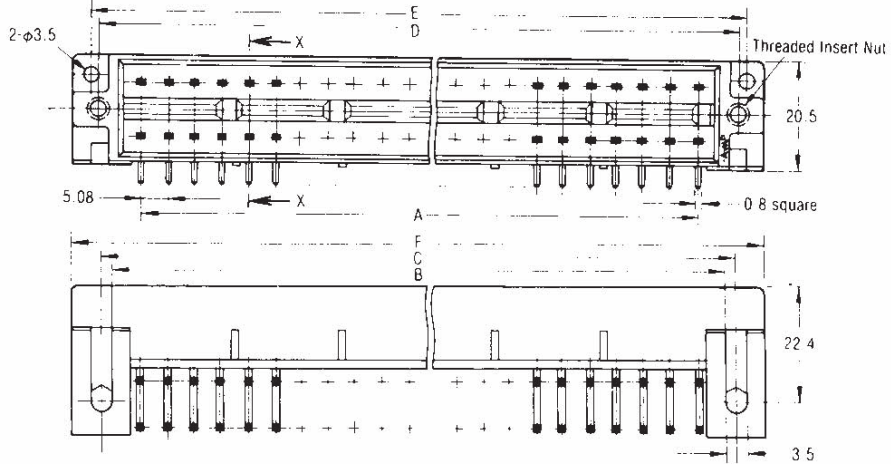
For 5.08 Pitch



For 10.16 Pitch



For 5.08 Pitch



Post Centerline	No. of Positions	Dimensions						Part No.
		A	B	C	D	E	F	
10.16	12	50.80	67.6	71.12	71.9	74.7	81.3	172380-1
	20	91.44	108.3	111.76	112.5	115.3	121.9	172380-2
	36	172.72	189.5	193.04	193.8	196.6	203.2	172380-3
5.08	24	55.88	67.6	71.12	71.9	74.7	81.3	172457-1
	40	96.52	108.3	111.76	112.5	115.3	121.9	172457-2
	72	177.80	189.5	193.04	193.8	196.6	203.2	172457-3