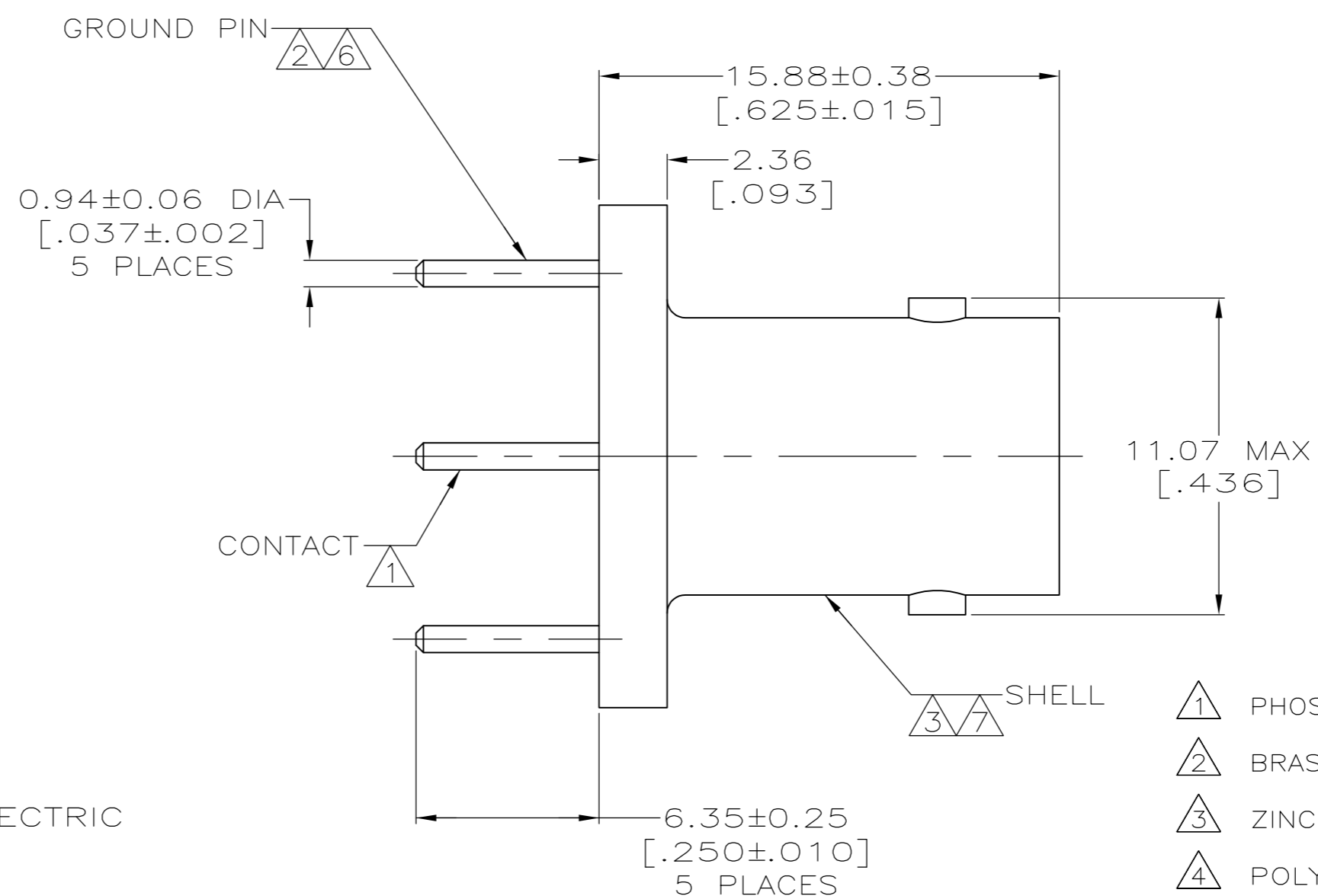
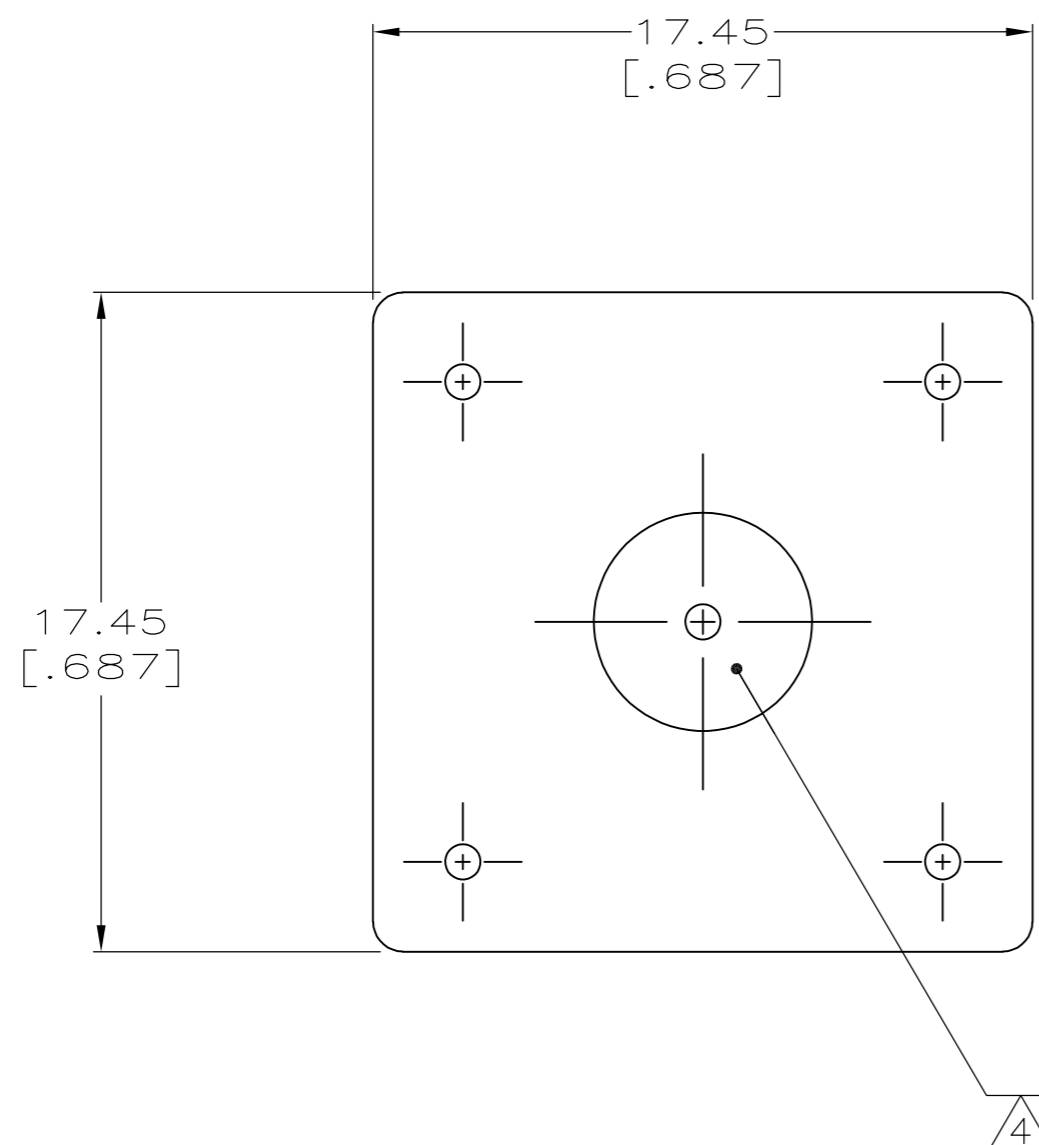
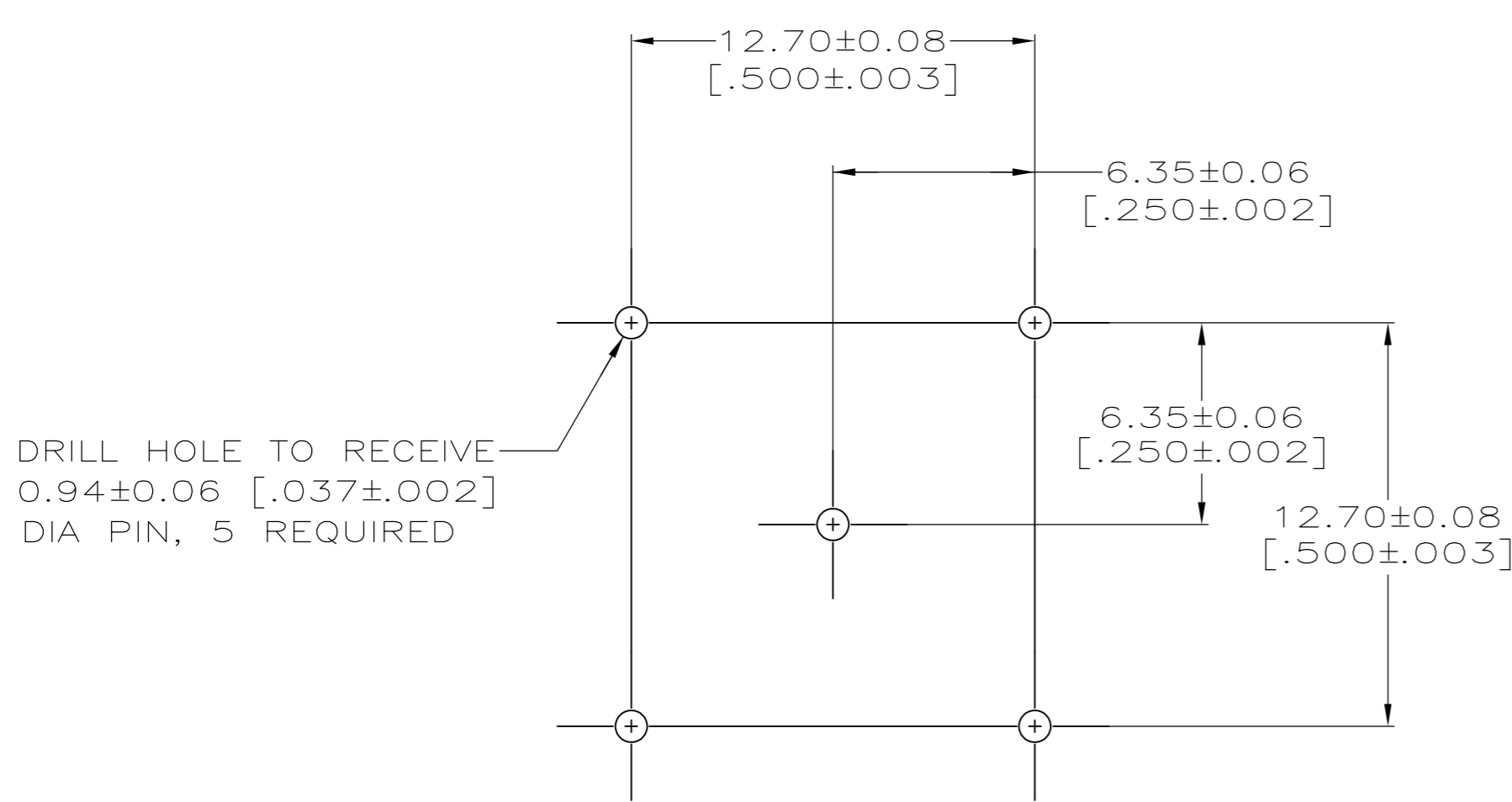


THIS DRAWING IS UNPUBLISHED. RELEASED FOR PUBLICATION  
 © COPYRIGHT - By - ALL RIGHTS RESERVED.

LOC	DIST	REVISIONS					
		P	LTR	DESCRIPTION	DATE	DWN	APVD
AJ	17		A1	REVISED PER ECO-11-005030	11MAR11	RK	HMR



- 1 PHOSPHOR BRONZE PER QQ-B-750.
- 2 BRASS PER QQ-B-626.
- 3 ZINC PER QQ-Z-363.
- 4 POLYESTER, PBT, PER MIL-M-24519.
- 5 SILVER PLATE PER QQ-S-365  
2.54µm [0.000100] MINIMUM THICK.
- 6 TIN PLATE PER ASTM-B-545  
2.54µm [0.000100] MINIMUM THICK.
- 7 NICKEL PLATE PER QQ-N-290  
3.81µm [0.000150] MINIMUM THICK.
- 8 GOLD PLATE PER ASTM-B-488,  
0.76µm [0.000030] MINIMUM THICK.
- 9. SEE INSTRUCTION SHEET 408-9889.



SUGGESTED PCB CONFIGURATION

5	5227699-3
6	5227699-2
7	5227699-1
CONTACT FINISH	PART NUMBER

THIS DRAWING IS A CONTROLLED DOCUMENT.		DWN L. VARELA - DOCK5 21APR2005	TE Connectivity	
DIMENSIONS: mm [INCHES]		CHK J. HAVENER 21APR2005	NAME JACK, 50 OHM, VERTICAL, PCB, BNC	
TOLERANCES UNLESS OTHERWISE SPECIFIED:		APVD J. LIPPERT 21APR2005	PRODUCT SPEC 108-12078	
0 PLC ± -		APPLICATION SPEC		
1 PLC ± -		SIZE A2		
2 PLC ± 0.20 [.008]		CAGE CODE 00779		
3 PLC ± -		DRAWING NO 5227699		
4 PLC ± -		RESTRICTED TO		
ANGLES ± -		SCALE 5:1		
MATERIAL		WEIGHT -		SHEET 1 of 1
FINISH		CUSTOMER DRAWING		REV A1

5227699