

120943-3 ✓ ACTIVE



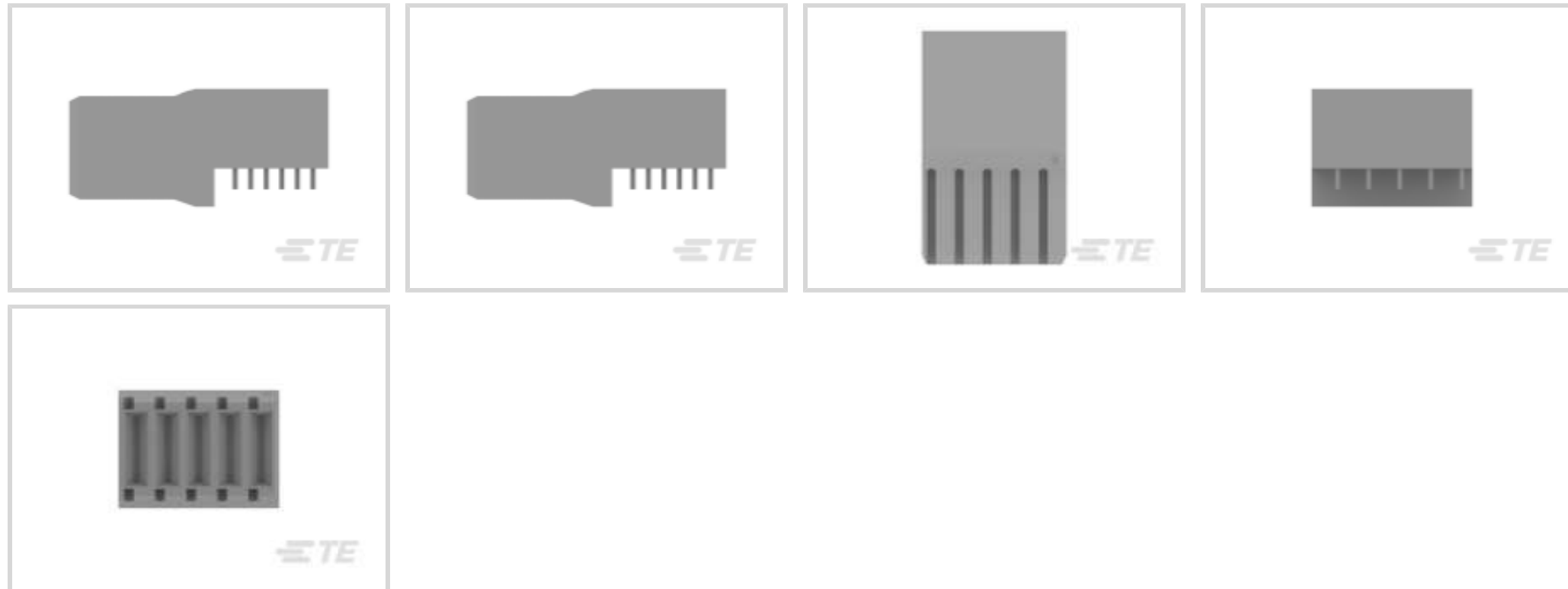
Z-PACK 2mm HM

TE Internal #: 120943-3

Rectangular Power Connectors, Connector Assembly, Receptacle, Board-to-Board, 5 Position, 3 mm [.118 in] Centerline, Z-PACK 2mm HM

[View on TE.com >](#)

Connectors > Power Connectors > Rectangular Power > Rectangular Power Connectors



Rectangular Power Connector Type: **Connector Assembly**

Connector & Housing Type: **Receptacle**

Connector System: **Board-to-Board**

Number of Positions: **5**

Centerline (Pitch): **3 mm [.118 in]**

Features

Product Type Features

| | |
|-----------------------------------|-----------------------|
| Rectangular Power Connector Type | Connector Assembly |
| Connector & Housing Type | Receptacle |
| Connector System | Board-to-Board |
| Sealable | No |
| Connector & Contact Terminates To | Printed Circuit Board |

Configuration Features

| | |
|----------------------------|-------------|
| Number of Positions | 5 |
| PCB Mount Orientation | Right Angle |
| Number of Power Positions | 5 |
| Number of Signal Positions | 0 |
| Number of Rows | 1 |

Electrical Characteristics

| | |
|-------------------|---------|
| Operating Voltage | 250 VDC |
|-------------------|---------|

Contact Features



| | |
|--|---------------------------------|
| Contact Mating Area Plating Material | Gold |
| Contact Underplating Material | Nickel |
| Contact Base Material | Copper Alloy |
| Contact Current Rating (Max) | 16 A |
| Contact Retention Within Housing | With |
| Contact Type | Receptacle |
| PCB Contact Termination Area Plating Material | Tin |
| Contact Mating Area Plating Material Thickness | .5 – 1.25 µm[19.68 – 49.21 µin] |

Termination Features

| | |
|---|--------------------------|
| Termination Method to Printed Circuit Board | Through Hole - Press-Fit |
|---|--------------------------|

Mechanical Attachment

| | |
|-------------------------|-------------|
| Connector Mounting Type | Board Mount |
|-------------------------|-------------|

Housing Features

| | |
|--------------------|---------------|
| Centerline (Pitch) | 3 mm[.118 in] |
| Housing Color | Gray |
| Housing Material | Polyester GF |

Usage Conditions

| | |
|-----------------------------|----------------------------|
| Operating Temperature Range | -55 – 125 °C[-67 – 257 °F] |
|-----------------------------|----------------------------|

Operation/Application

| | |
|---------------------|-------|
| Circuit Application | Power |
|---------------------|-------|

Industry Standards

| | |
|------------------------|-------------------------------|
| Approved Standards | UL E28476 |
| UL Flammability Rating | UL 94V-0 |
| Glow Wire Rating | Standard Part - Not Glow Wire |

Packaging Features

| | |
|------------------|-----|
| Packaging Method | Box |
|------------------|-----|

Product Compliance

[For compliance documentation, visit the product page on TE.com>](#)

| | |
|------------------------------|-----------|
| EU RoHS Directive 2011/65/EU | Compliant |
| EU ELV Directive 2000/53/EC | Compliant |




| | |
|---|---|
| China RoHS 2 Directive MIIT Order No 32, 2016 | No Restricted Materials Above Threshold |
| EU REACH Regulation (EC) No. 1907/2006 | Current ECHA Candidate List: JUNE 2023 (235) Candidate List Declared Against: JUNE 2023 (235) Does not contain REACH SVHC |
| Halogen Content | Not Low Halogen - contains Br or Cl > 900 ppm. |
| Solder Process Capability | Not applicable for solder process capability |


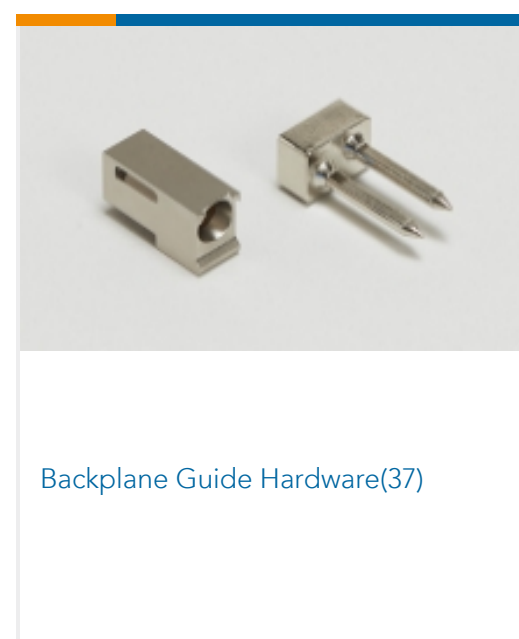
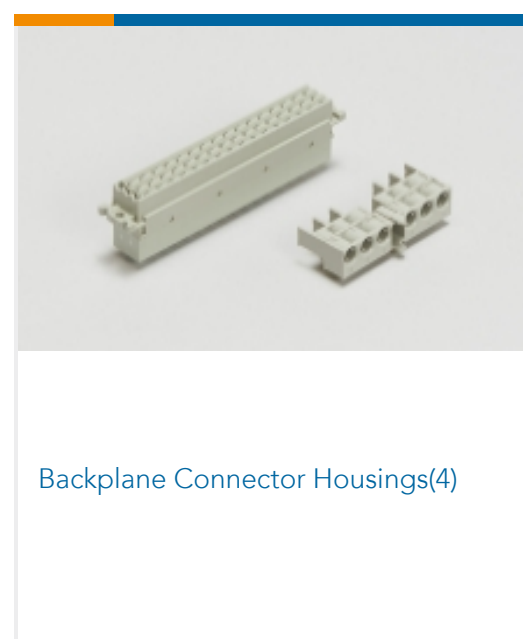

Product Compliance Disclaimer









This information is provided based on reasonable inquiry of our suppliers and represents our current actual knowledge based on the information they provided. This information is subject to change. The part numbers that TE has identified as EU RoHS compliant have a maximum concentration of 0.1% by weight in homogenous materials for lead, hexavalent chromium, mercury, PBB, PBDE, DBP, BBP, DEHP, DIBP, and 0.01% for cadmium, or qualify for an exemption to these limits as defined in the Annexes of Directive 2011/65/EU (RoHS2). Finished electrical and electronic equipment products will be CE marked as required by Directive 2011/65/EU. Components may not be CE marked. Additionally, the part numbers that TE has identified as EU ELV compliant have a maximum concentration of 0.1% by weight in homogenous materials for lead, hexavalent chromium, and mercury, and 0.01% for cadmium, or qualify for an exemption to these limits as defined in the Annexes of Directive 2000/53/EC (ELV). Regarding the REACH Regulation, the information TE provides on SVHC in articles for this part number is based on the latest European Chemicals Agency (ECHA) 'Guidance on requirements for substances in articles' posted at this URL: <https://echa.europa.eu/guidance-documents/guidance-on-reach>

Compatible Parts



Also in the Series | Z-PACK 2mm HM



| | | | |
|---|--|---|---|
|  |  |  |  |
| Board-to-Board Connector Contacts(2) | Hard Metric Backplane Connectors (269) | High Speed Backplane Connectors(1) | Insertion & Extraction Tools(2) |
|  |  |  |  |
| PCB Connector Covers(4) | PCB Connector Shrouds(39) | PCB Ferrules & Shields(19) | Rectangular Power Connectors(87) |

Customers Also Bought

| | | | |
|---|--|---|---|
|  |  |  |  |
| TE Part #1-1469387-1 ATCA GUIDE MODULE VERT SHORT | TE Part #6469048-1 HMZD 4PR RA HDR 80P ASSY LF | TE Part #2065657-1 zd Plus, 4 pair, receptacle assy | TE Part #120943-4 ASSEMBLY, R/A UPM RECPT, 6 POS |
|  |  |  |  |
| TE Part #1645498-4 UNV,PWR,MDL,6 POS. VERT.HDR, 15MM STACK | TE Part #3-1879355-4 RR03 5% 100K AMMO | TE Part #2042088-2 Vert.Male, IEC L2 | TE Part #1-1469373-1 ATCA GUIDE MODULE RA FEMALE |

Documents

Product Drawings

ASSEMBLY, R/A UPM RECPT, 5 POS

English

CAD Files

3D PDF

3D

Customer View Model

ENG_CVM_CVM_120943-3_A.2d_dxf.zip



English

Customer View Model

[ENG_CVM_CVM_120943-3_A.3d_igs.zip](#)

English

Customer View Model

[ENG_CVM_CVM_120943-3_A.3d_stp.zip](#)

English

By downloading the CAD file I accept and agree to the [Terms and Conditions](#) of use.

Datasheets & Catalog Pages

[POWER_CONNECTORS_CATALOG_SEC01_BOARD_TO_BOARD](#)

English

[Solutions for AdvancedTCA, AdvancedTCA 300, MicroTCA, and AdvancedMC Standards Datasheet 3-1773445-8](#)

English

[2_PIECE_POWER_CONNECTORS_qrg_4-1773458-1](#)

English

Product Specifications

[Engineering Report](#)

English

Product Environmental Compliance

[MD_120943-3_1213201263](#)

English

[MD_120943-3_1213201263](#)

English