



## 1200V/8A Silicon Carbide Power Schottky Barrier Diode

### Features

- Zero reverse recovery current
- Zero forward recovery voltage
- Temperature independent switching behavior
- High temperature operation
- High frequency operation

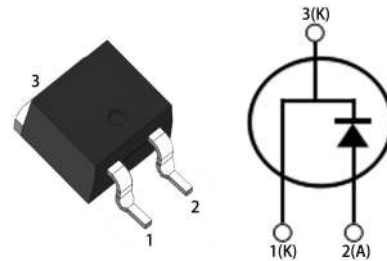
Key Characteristics		
$V_{RRM}$	<b>1200</b>	<b>V</b>
$I_F, T_c \leq 155^\circ\text{C}$	<b>8</b>	<b>A</b>
$Q_c$	<b>38</b>	<b>nC</b>

### Benefits

- Unipolar rectifier
- Substantially reduced switching losses
- No thermal run-away with parallel devices
- Reduced heat sink requirements

### Applications

- SMPS, e.g., CCM PFC;
- Motor drives, Solar application, UPS,  
Wind turbine, Rail traction, EV/HEV



Part No.	Package Type	Marking
G5S12008D	TO-263	G5S12008D

**Maximum Ratings**

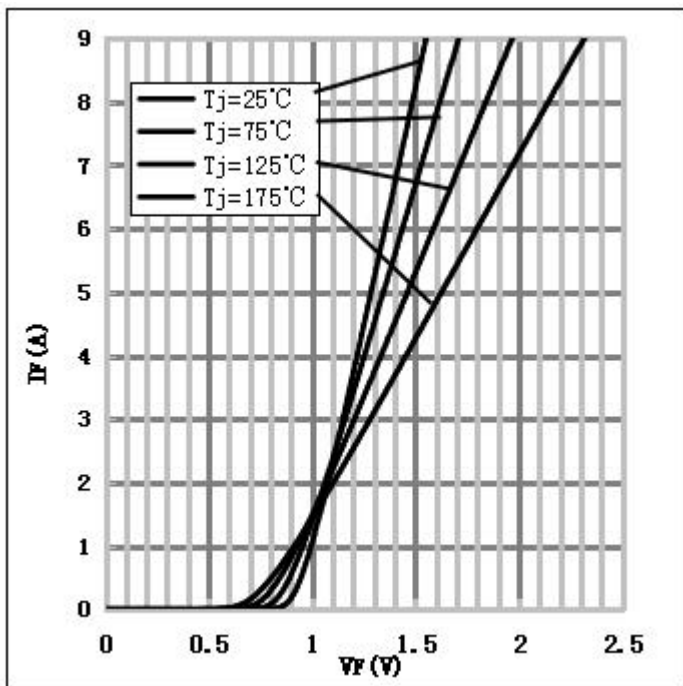
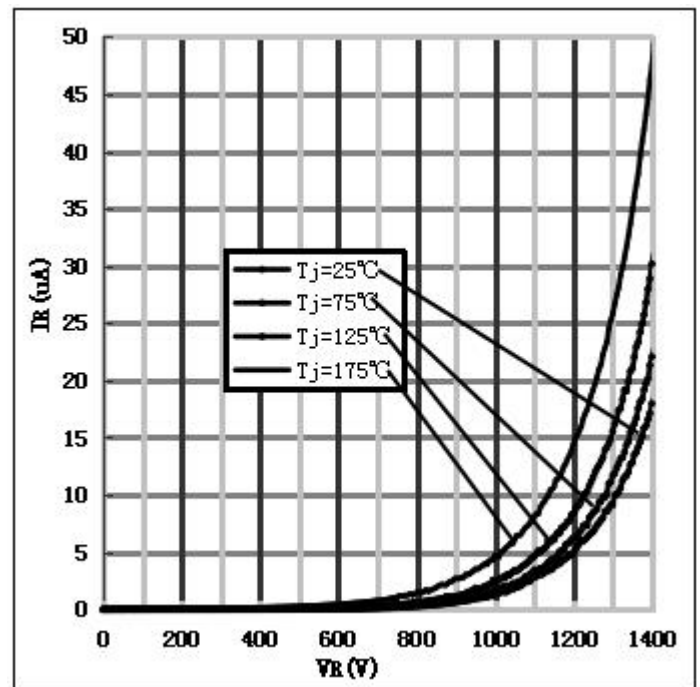
Parameter	Symbol	Test Condition	Value	Unit
Repetitive Peak Reverse Voltage	$V_{RRM}$		1200	V
Surge Peak Reverse Voltage	$V_{RSM}$		1200	V
DC Blocking Voltage	$V_{DC}$		1200	V
Continuous Forward Current	$I_F$	$T_C=25^{\circ}C$ $T_C=125^{\circ}C$ $T_C=155^{\circ}C$	26.1 14.3 8	A
Repetitive Peak Forward Surge Current	$I_{FRM}$	$T_C=25^{\circ}C$ , $t_p=10ms$ , Half Sine Wave, $D=0.3$	40	A
Non-repetitive Peak Forward Surge Current	$I_{FSM}$	$T_C=25^{\circ}C$ , $t_p=10ms$ , Half Sine Wave	80	A
Power Dissipation	$P_{TOT}$	$T_C=25^{\circ}C$	139	W
		$T_C=110^{\circ}C$	60	W
Operating Junction	$T_j$		-55°C to 175°C	°C
Storage Temperature	$T_{stg}$		-55°C to 175°C	°C

**Thermal Characteristics**

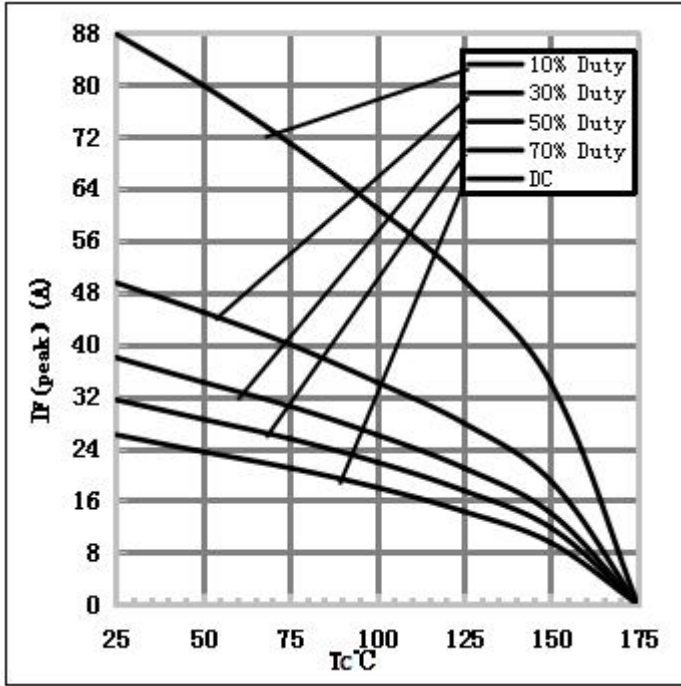
Parameter	Symbol	Test Condition	Value	Unit
			Typ.	
Thermal resistance from junction to case	$R_{thJC}$		1.08	°C/W

Electrical Characteristics

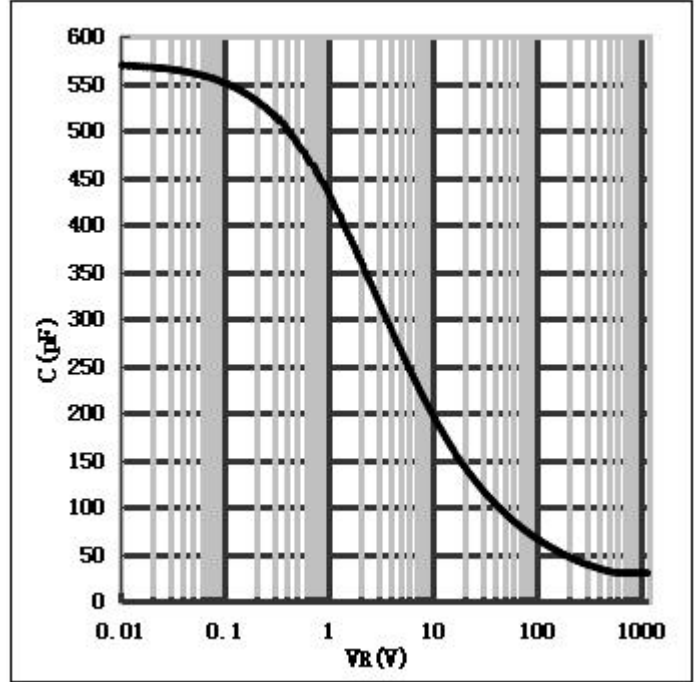
Parameter	Symbol	Test Conditions	Numerical		Unit
			Typ.	Max.	
Forward Voltage	$V_F$	$I_F=8A, T_j=25^\circ C$	1.47	1.7	V
		$I_F=8A, T_j=175^\circ C$	2.15	2.5	
Reverse Current	$I_R$	$V_R=1200V, T_j=25^\circ C$	3	50	$\mu A$
		$V_R=1200V, T_j=175^\circ C$	15	100	
Total Capacitive Charge	$Q_C$	$V_R=800V, T_j=25^\circ C$ $Q_C = \int_0^{V_R} C(V)dV$	38	-	nC
Total Capacitance	C	$V_R=0V, T_j=25^\circ C, f=1MHz$	550	560	pF
		$V_R=400V, T_j=25^\circ C, f=1MHz$	35	40	
		$V_R=800V, T_j=25^\circ C, f=1MHz$	30	35	

Performance Graphs1) Forward IV characteristics as a function of  $T_j$  :2) Reverse IV characteristics as a function of  $T_j$  :

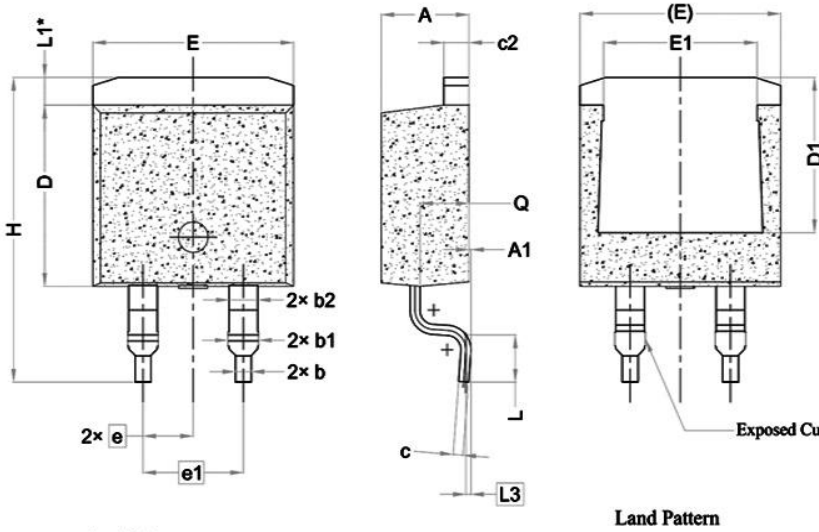
3) Current Derating:



4) Capacitance vs. reverse voltage:



Package TO-263



单位 : mm

SYMBOL	DIMENSIONS		
	MIN.	NOM.	MAX.
A	4.24	4.44	4.64
A1	0.00	0.10	0.25
b	0.70	0.80	0.90
b1	1.20	1.55	1.75
b2	1.20	1.45	1.70
c	0.40	0.50	0.60
c2	1.15	1.27	1.40
D	8.82	8.92	9.02
D1	6.86	7.65	---
E	9.96	10.16	10.36
E1	6.89	7.77	7.89
e	2.54 BSC		
e1	5.08 BSC		
H	14.61	15.00	15.88
L	1.78	2.32	2.79
L1	1.36 REF.		
L3	0.25 BSC		
Q	2.30	2.48	2.70

Note:

1. All Dimensions Are In mm.
2. Dimension D & E Do Not Include Mold Flash. Mold Flash Shall Not Exceed 0.127mm Pre Side. These Dimensions Are Measured At The Outermost Extreme Of The Plastic Body.
3. Thermal Pad Contour Optional Within Dimensions E, L1, D1 & E1.
4. Dimension D1 & E1 Establish A Minnum Mounting Surface for The Thermal Pad.
5. "\*" is reference .

**Note:** The levels of RoHS restricted materials in this product are below the maximum concentration values (also referred to as the threshold limits) permitted for such substances, or are used in an exempted application, in accordance with EU Directive 2011/65/EC(RoHS2). RoHS Certification and other certifications can be obtained from GPT sales representatives or GPT website: <http://globalpowertech.cn/English/index.asp>

**GPT's Alibaba Online Store is available now! You can place order with one click and get direct delivery from manufacturer in short time. For more info about products and price, please reach us at:**

<https://globalpowertech.en.alibaba.com/>

**More product datasheets and company information can be found in:**

<http://globalpowertech.cn/English/index.asp>

