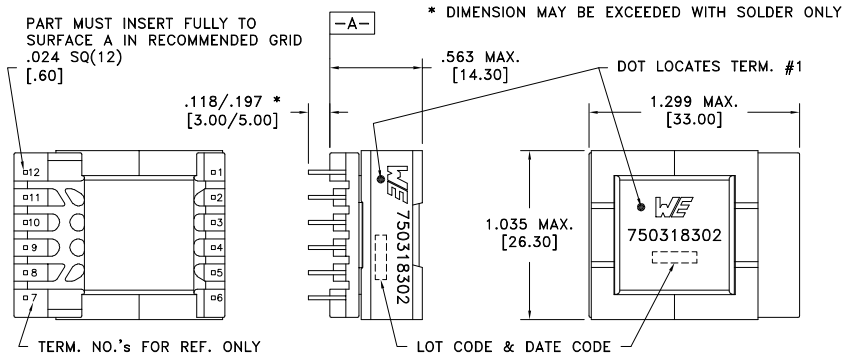
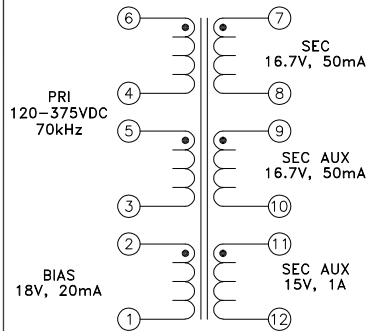


CUSTOMER TERMINAL	RoHS	LEAD(Pb)-FREE
Sn96%, Ag4%	Yes	Yes

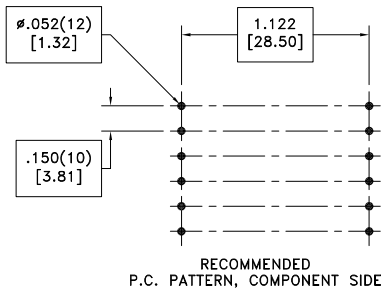


ALTERNATE MARKING DETAIL



Customer to tie terminals 4+5 on PC board.

Application of the transformer allows for the leadwires between terminals 4&5 to solder bridge.



RECOMMENDED P.C. PATTERN, COMPONENT SIDE

ELECTRICAL SPECIFICATIONS @ 25°C unless otherwise noted:

PARAMETER	TEST CONDITIONS	VALUE
D.C. RESISTANCE	1-2 @20°C	0.120 ohms ±10%
D.C. RESISTANCE	3-6 tie(4+5), @20°C	0.540 ohms ±10%
D.C. RESISTANCE	7-8 @20°C	1.00 ohms ±10%
D.C. RESISTANCE	9-10 @20°C	1.00 ohms ±10%
D.C. RESISTANCE	11-12 @20°C	0.031 ohms ±20%
INDUCTANCE	6-3 tie(4+5), 10kHz, 100mVAC, Ls	450uH ±10%
SATURATION CURRENT	6-3 tie(4+5), 20% rolloff from initial	2.5A
LEAKAGE INDUCTANCE	6-3 tie(1+2, 4+5, 7+8, 9+10, 11+12), 100kHz, 100mVAC, Ls	5uH typ., 10uH max.
DIELECTRIC	1-12 tie(2+3, 4+5, 8+9, 10+11), 3750VAC, 1 second	3000VAC, 1 minute
DIELECTRIC	12-Core tie(8+9, 10+11), 3750VAC, 1 second	-
DIELECTRIC	1-6 tie(4+5), 625VAC, 1 second	-
DIELECTRIC	7-12 tie(10+11), 625VAC, 1 second	-
DIELECTRIC	7-10 625VAC, 1 second	-
URNS RATIO	(6-4):(5-3)	1:1, ±1%
URNS RATIO	(6-3):(2-1), tie(4+5)	4.91:1, ±1%
URNS RATIO	(6-3):(7-8), tie(4+5)	5.4:1, ±1%
URNS RATIO	(6-3):(9-10), tie(4+5)	5.4:1, ±1%
URNS RATIO	(6-3):(11-12), tie(4+5)	6:1, ±1%

GENERAL SPECIFICATIONS:

OPERATING TEMPERATURE RANGE: -40°C to +125°C including temp rise.

Designed to comply with the following requirements as defined by IEC60950-1, EN60950-1, UL60950-1/CSA60950-1 and AS/NZS60950.1:

- Reinforced insulation for a primary circuit at a working voltage of 265Vrms, 400Vpeak, Overvoltage Category II, Pollution Degree 2.

Wire insulation & RoHS status not affected by wire color.
Wire insulation color may vary depending on availability.

REV.	DATE	Packaging Specifications Method: Tray PKG-0924 www.we-online.com/midcom		Tolerances unless otherwise specified: Angles: ±1° Fractions: ±1/64 Decimals: ±.005 [1.3] Footprint: ±.001 [0.3]	DRAWING TITLE TRANSFORMER	PART NO. 750318302
6A	8/19	SEE REVISION SHEET FOR REVISION LEVEL	CONVENTION PLACEMENT	This drawing is dual dimensioned. Dimensions in brackets are in millimeters.	eiSos p/n: 750318302	SPECIFICATION SHEET 1 OF 1