

1-1565081-2 ✓ ACTIVE



## GRACE INERTIA 3.5

TE Internal #: 1-1565081-2

Rectangular Power Connectors, Housing, Plug, Wire-to-Wire, 2 Position, 3.5 mm [.138 in] Centerline, Wire & Cable, UL 94V-0, GRACE INERTIA 3.5

[View on TE.com >](#)

Connectors > Power Connectors > Rectangular Power > Rectangular Power Connectors > STD Temp GRACE INERTIA Plug



Rectangular Power Connector Type: **Housing**

Connector & Housing Type: **Plug**

Connector System: **Wire-to-Wire**

Number of Positions: **2**

Centerline (Pitch): **3.5 mm [.138 in]**

[All STD Temp GRACE INERTIA Plug \(25\)](#)

### Features

#### Product Type Features

Rectangular Power Connector Type	Housing
Connector & Housing Type	Plug
Connector System	Wire-to-Wire
Sealable	No
Connector & Contact Terminates To	Wire & Cable

#### Configuration Features

Number of Positions	2
Number of Power Positions	0
Number of Signal Positions	0
Number of Rows	1

#### Electrical Characteristics

Operating Voltage	300 VAC
-------------------	---------



### Body Features

Connector & Keying Code	B
-------------------------	---

### Contact Features

Contact Layout	Inline
Contact Base Material	Copper Alloy
Contact Retention Within Housing	Without
Contact Type	Receptacle

### Termination Features

Termination Method to Wire & Cable	Crimp
------------------------------------	-------

### Mechanical Attachment

Strain Relief	Without
Mating Alignment Type	Keyed
Mating Retention	With
Mating Alignment	With
Panel Mount Feature	Without
PCB Mount Retention	Without
Mating Retention Type	Inertia Locking, Latch, Locking Latch
Connector Mounting Type	Cable Mount (Free-Hanging)

### Housing Features

Centerline (Pitch)	3.5 mm[.138 in]
Housing Color	Red
Housing Material	PA 66

### Dimensions

Connector Height	9.1 mm[.358 in]
Product Length	9.1 mm[.358 in]

### Usage Conditions

Operating Temperature Range	-30 – 105 °C[-22 – 221 °F]
-----------------------------	----------------------------

### Operation/Application

Circuit Application	Power & Signal
---------------------	----------------

### Industry Standards

UL Flammability Rating	UL 94V-0
Glow Wire Rating	Standard Part - Not Glow Wire

## Packaging Features

Packaging Quantity	400
Packaging Method	Bag

## Product Compliance

For compliance documentation, visit the product page on [TE.com](https://www.te.com)>

EU RoHS Directive 2011/65/EU	Compliant
EU ELV Directive 2000/53/EC	Compliant
China RoHS 2 Directive MIIT Order No 32, 2016	No Restricted Materials Above Threshold
EU REACH Regulation (EC) No. 1907/2006	Current ECHA Candidate List: JUNE 2023 (235) Candidate List Declared Against: JAN 2023 (233) Does not contain REACH SVHC
Halogen Content	BFR/CFR/PVC Free, but Br/Cl >900 ppm in other sources.
Solder Process Capability	Not applicable for solder process capability

### Product Compliance Disclaimer

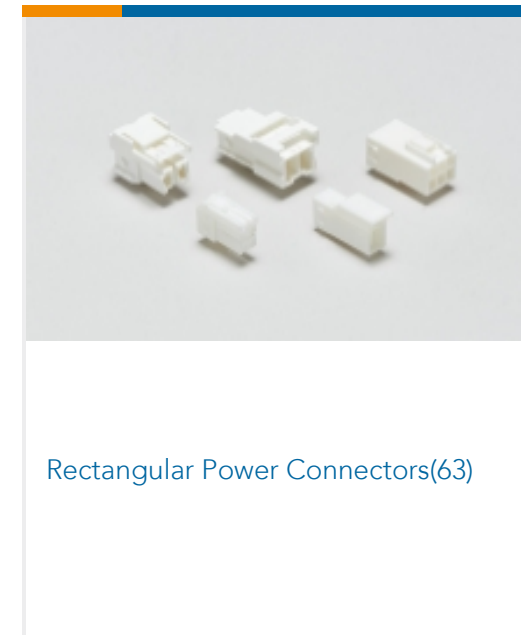
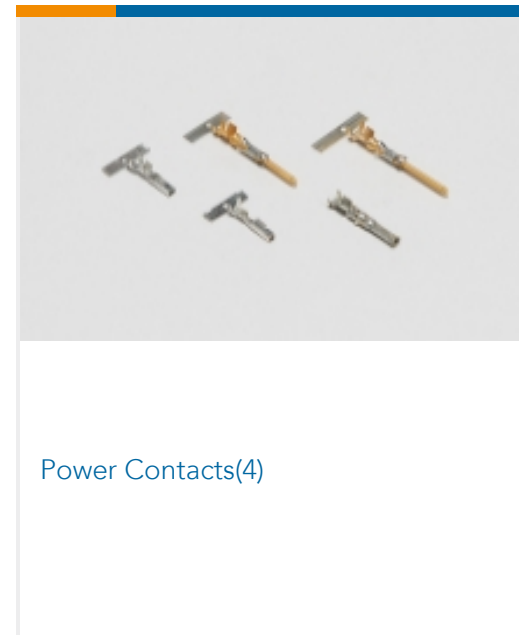
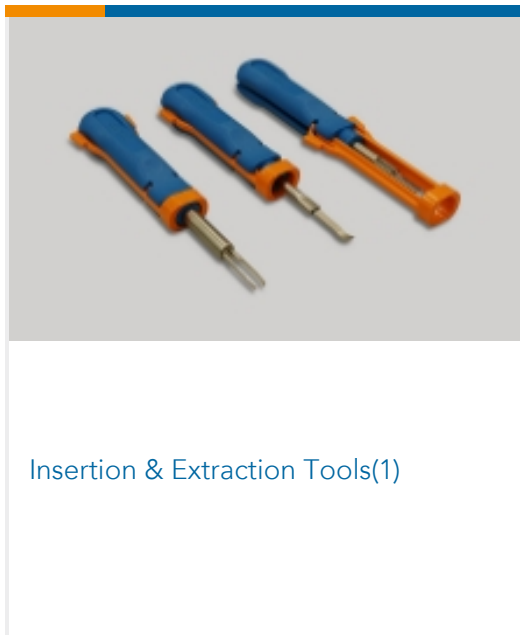
This information is provided based on reasonable inquiry of our suppliers and represents our current actual knowledge based on the information they provided. This information is subject to change. The part numbers that TE has identified as EU RoHS compliant have a maximum concentration of 0.1% by weight in homogenous materials for lead, hexavalent chromium, mercury, PBB, PBDE, DBP, BBP, DEHP, DIBP, and 0.01% for cadmium, or qualify for an exemption to these limits as defined in the Annexes of Directive 2011/65/EU (RoHS2). Finished electrical and electronic equipment products will be CE marked as required by Directive 2011/65/EU. Components may not be CE marked. Additionally, the part numbers that TE has identified as EU ELV compliant have a maximum concentration of 0.1% by weight in homogenous materials for lead, hexavalent chromium, and mercury, and 0.01% for cadmium, or qualify for an exemption to these limits as defined in the Annexes of Directive 2000/53/EC (ELV). Regarding the REACH Regulation, the information TE provides on SVHC in articles for this part number is based on the latest European Chemicals Agency (ECHA) 'Guidance on requirements for substances in articles' posted at this URL: <https://echa.europa.eu/guidance-documents/guidance-on-reach>

## Compatible Parts

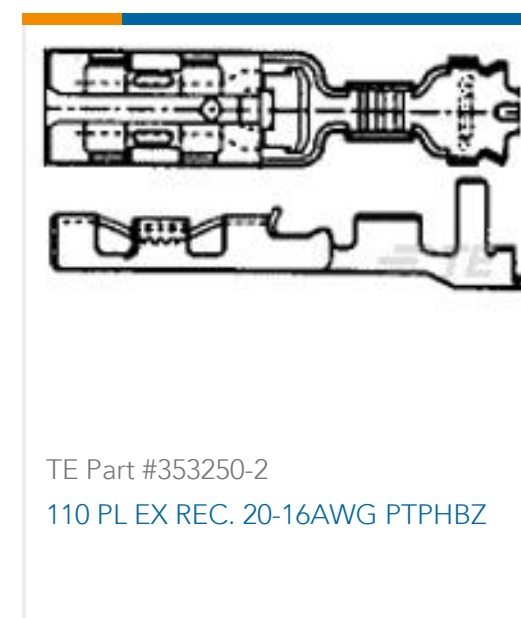
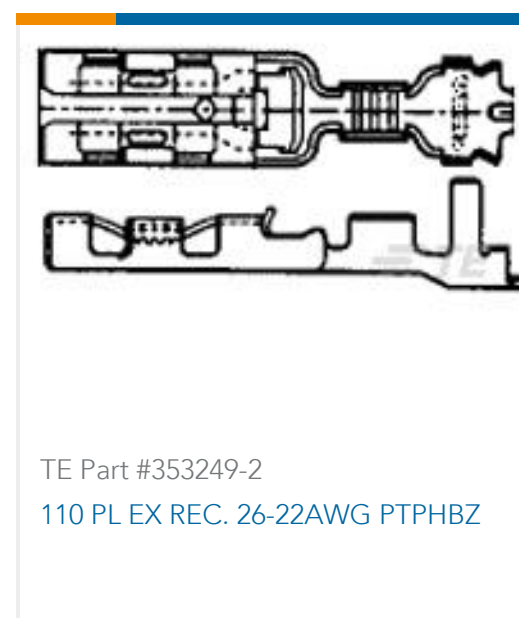




## Also in the Series | GRACE INERTIA 3.5



## Customers Also Bought



## Documents

### Product Drawings

[GRACE INERTIA CONNECTOR 3.5 2P](#)

English

### CAD Files

[3D PDF](#)

[3D](#)



### Customer View Model

[ENG\\_CVM\\_CVM\\_1-1565081-2\\_J.2d\\_dxf.zip](#)

English

### Customer View Model

[ENG\\_CVM\\_CVM\\_1-1565081-2\\_J.3d\\_igs.zip](#)

English

### Customer View Model

[ENG\\_CVM\\_CVM\\_1-1565081-2\\_J.3d\\_stp.zip](#)

English

By downloading the CAD file I accept and agree to the [Terms and Conditions](#) of use.

### Datasheets & Catalog Pages

[SOFT\\_SHELL\\_PIN\\_AND\\_SOCKET\\_CONNECTORS\\_CATALOG](#)

English

[1-1773883-5 GRACE INERTIA connector quick reference guide](#)

English

### Product Specifications

[Product Specification](#)

English

[Product Specification](#)

English

### Product Environmental Compliance

[MD\\_1-1565081-2\\_03302016922\\_dmtec](#)

English

[MD\\_1-1565081-2\\_03302016922\\_dmtec](#)

English

### Instruction Sheets

[Extraction Tool for GIC 3.5 Conn.](#)

Japanese

[Instruction Sheet \(non U.S.\)](#)

Japanese

### Agency Approvals

[UL Report](#)

English