© 2005 TE Connectivity. All Rights Reserved.

REVISIONS					
P	LTR	DESCRIPTION	DATE	DWN	APVD
	D3	REVISED PER ECN-21-112955	17AUG2021	RZ	WK

NOTES:

1. SINGLE PACK IN ACCORDANCE WITH AMP SPEC 107-3275
2. 50 TRAY PACK IN ACCORDANCE WITH AMP SPEC 107-3275
3. Au PLATING OVER Ni PLATING OVER Cu PLATING
4. Ni PLATING OVER Cu PLATING
5. TIN PLATING
6. RECOMMENDED SELF-TAPPING SCREW 221108-4
7. RECOMMENDED MOUNT NUT 1-1634816-0
8. RECOMMENDED LOCKWASHER 1-1634817-0
9. FOR TECHNICAL DATA REFER TO YOUR LOCAL TE CONNECTIVITY SALES OFFICE
10. ALL DIMENSIONS ARE NOMINAL FOR REFERENCE ONLY UNLESS OTHERWISE STATED

BNC R/A PCB SHIELDED SOCKET 75 OHM WITH MOUNTING POSTS
(1-1634508-0 & 6-1634508-0)

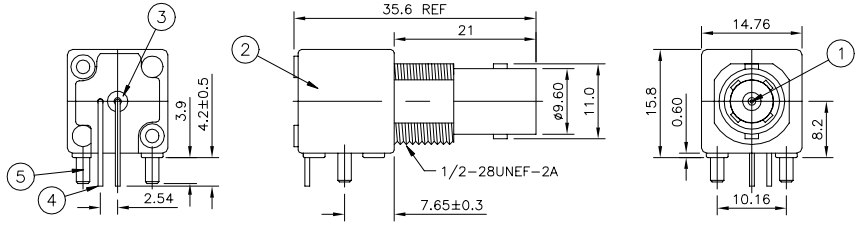

BNC R/A PCB SHIELDED SOCKET 75 OHM WITH BOARD LOCKS
(1-1634508-1 & 6-1634508-1)

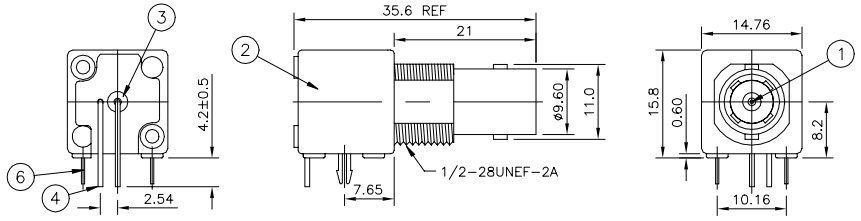

BNC R/A PCB SHIELDED SOCKET 75 OHM WITHOUT MOUNTING POSTS
(1-1634508-2 & 6-1634508-2)

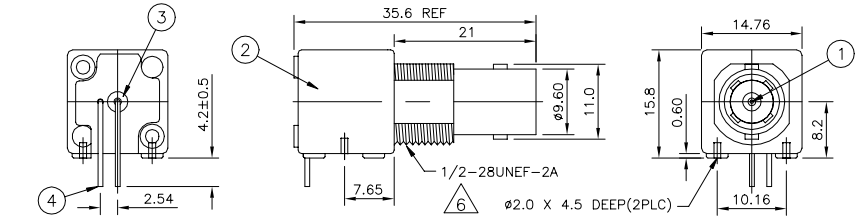

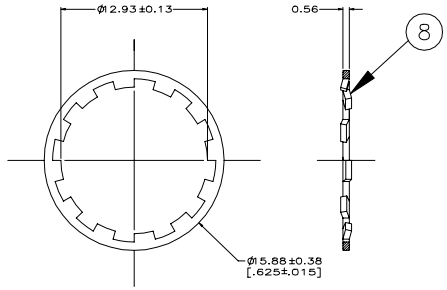

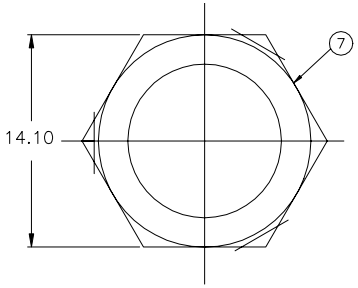

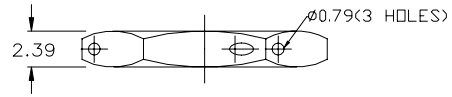

1634508

	Obsolete	Obsolete	Obsolete	Obsolete		Obsolete				
1	–	–	–	–	–	–	BRONZE	4	WASHER	8
1	–	–	–	–	–	–	BRASS	4	NUT	7
–	–	–	2	2	–	–	BRASS	3	BOARD LOCK	6
2	–	–	–	–	2	2	BRASS	3	MOUNTING POST	5
1	1	1	1	1	1	1	BRASS	5	SOLDER TAIL	4
1	1	1	1	1	1	1	PE-606		INSULATOR	3
1	1	1	1	1	1	1	ZINC ALLOY	4	BODY	2
1	1	1	1	1	1	1	BRASS	3	CONTACT	1
2--0	6--2	1--2	6--1	1--1	6--0	1--0	MATERIAL		DESCRIPTION	ITEM
3	3	1	3	1	3	1				
QUANTITY PER ASSY							PARTS LIST			

RECOMMENDED PCB LAYOUT
WITH MOUNTING POSTS OR BOARD LOCKS

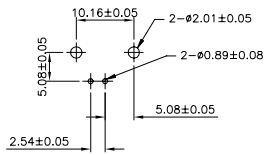

RECOMMENDED PCB LAYOUT
WITHOUT MOUNTING POSTS

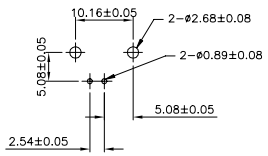

RECOMMENDED MOUNTING HOLE
MAX PANEL THICKNESS: 5.5mm

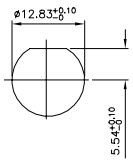

THIS DRAWING IS A CONTROLLED DOCUMENT.

DIMENSIONS: mm

TOLERANCES UNLESS OTHERWISE SPECIFIED:
0 PLC ± 0.5
1 PLC ± 0.3
2 PLC ± 0.2
3 PLC ± –
4 PLC ± –
ANGLES ± –

MATERIAL: SEE TABLE
FINISH: SEE TABLE

DWN RITA ZUO 06 Mar 09
CHK ANSON MA 06 Mar 09
APVD BOB ZHAO 06 Mar 09
PRODUCT SPEC 108-112000
APPLICATION SPEC –
WEIGHT 0.000000

TE Connectivity

NAME: BNC R/A PCB SHIELDED SOCKET 75 OHM
–

SIZE	CAGE CODE	DRAWING NO	RESTRICTED TO
A2	00779	C-1634508	–

CUSTOMER DRAWING | SCALE NTS | SHEET 1 OF 1 | REV D3

1471-9 (1/15)