

# DUCT HUNTER™ TRACEABLE RODDERS

TRACE NON-CONDUCTIVE PIPE



## LESS DISRUPTION TO ROADS & LANDSCAPES

## MINIMAL PAVEMENT BREAKAGE, EXCAVATION & RESTORATION


The Duct Hunter is a continuous fiberglass duct rodder with a copper wire embedded in the rod core.

Connecting a signal transmitter to the rod energizes the wire, allowing the user to trace the continuous path of the pipe with a receiver.

Works with any non-conductive pipe, such as PE, PVC, concrete, clay or tile.

One person can do the job with minimal or no excavation.

- Trace to depths up to 10'
- Trace sewer laterals to confirm no cross bore has occurred
- Trace ductile iron, plastic, tile or concrete pipe
- Attach sonde, roller guide or pulling eye to rod's end ferrule
- Works with any locator set
- Accessory kit included
- Sonde adapters available



Copper Wire Embedded In Fiberglass Rod  
Core With Red Polymer Jacket

# DUCT HUNTER™ TRACEABLE RODDERS

## COMPARISON CHART CHOOSE THE BEST DUCT HUNTER™ FOR YOUR JOB



|                         | 1/8" Mini Duct Hunter   | 3/16" Rod Mini Duct Hunter   | 1/4" Rod Duct Hunter  | 5/16" Rod Duct Hunter   | 5/16" Rod Duct Hunter  | 7/16" Rod Duct Hunter   |
|-------------------------|---|--|---|---|--|---|
| Applications            | <ul style="list-style-type: none"> <li>Trace Fiber Optic Micro-Duct</li> <li>Trace Sewer Laterals &amp; Septic Lines; Fiberglass Will Not Rust</li> </ul> |  | <ul style="list-style-type: none"> <li>Trace To Depths Up To 10'</li> <li>Trace Sewer Laterals To Confirm No Cross Bore Has Occurred</li> <li>Trace Ductile Iron, Plastic, Tile Or Concrete Pipe</li> </ul> |   |  |   |
| Features                | <ul style="list-style-type: none"> <li>Ultra-portable</li> <li>Trace fiber-optic microducts 8mm ID and larger</li> </ul>                                  | <ul style="list-style-type: none"> <li>Ultra-portable</li> <li>Short straight runs in pipe to 4" diameter</li> </ul> | <ul style="list-style-type: none"> <li>Tall handle &amp; wide wheel base for easy transport</li> <li>Trace longer sewer laterals</li> </ul>   | <ul style="list-style-type: none"> <li>Stiffer rod with roller guide moves through corrugated and tile systems</li> </ul> | <ul style="list-style-type: none"> <li>Large frame carries longer lengths</li> <li>All-terrain wheels available</li> </ul> | <ul style="list-style-type: none"> <li>Stiffest rod for largest pipes &amp; longest runs</li> <li>All-terrain wheels available</li> </ul> |
| Lengths Available       | 100' - 300'<br>(30.5 - 91.4m)   |  | 300' - 600'<br>(91.4 - 183m)  | 300' - 400'<br>(91.4 - 122m)  | 500' - 800'<br>(152 - 244m)<br>1200'<br>(366m)   | 300' - 1000'<br>(91.4 - 305m)   |
| Recommended Conduit     | 1/2" - 1"<br>(15 - 25mm)  | 3/4" - 1-1/2"<br>(20 - 40mm)   | 1" - 2"<br>(25 - 50mm)  | 2" - 4"<br>(50 - 100mm)   |  | 4" or larger<br>(100mm)   |
| Minimum Bend Radius     | 1.75"<br>(4.5 cm)   | 2.5"<br>(6.4 cm)   | 4"<br>(10.2 cm)   | 6"<br>(15 cm)   |  | 9"<br>(23 cm)   |
| Pull Strength           | 150 Lbs.<br>(67.9 kg)   | 300 Lbs.<br>135.8 kg   | 400 Lbs.<br>(181.0 kg)  | 500 Lbs.<br>(226.2 kg)  |  | 800 Lbs.<br>(452.5 kg)  |
| Accessory Kit           | Included<br>15-18-AK  |  | Included<br>16-14-AK  | Included<br>12-516-AK   |  | Included<br>13-716-AK   |
| Dimensions              | 22" x 17" x 7"<br>(55.9 x 43.2 x 17.8 cm)   |  | 36.25" x 24.0" x 13"<br>(92.1 x 61 x 33 cm)   | 34.0" x 26.5" x 15.5"<br>(86.4 x 67.3 x 39.4 cm)  | 40.0" x 32.0" x 18.0"<br>(106 x 81.3 x 45.7 cm)  | 48" x 44" x 21"<br>(121.9 x 111.8 x 53.3 cm)  |
| Weight                  | 11.1 - 15.0 lbs.<br>(5.0 - 6.8 kg)  | 11.6 - 15.5 lbs.<br>(5.3 - 7.0 kg)   | 28.0 - 39.0 lbs.<br>(12.7 - 17.7 kg)  | 46.7 - 51.7 lbs.<br>(21.2 - 23.5 kg)  | 65.0 - 105.0<br>(29.5 - 47.6 kg)   | 97.0 - 167.0 lbs.<br>(44.0 - 75.8 kg)   |
| Male End Ferrule Thread | 1/4" - 20   |  |   | 3/8" - 16   |  |   |



# DUCT HUNTER™ TRACEABLE RODDERS

## DUCT HUNTER™ FEATURES

- Fiberglass rod with copper core and red polymer jacket
- Great bending strength
- All rodders include pulling eye or roller guide and repair kit
- All rodders (1/4" & larger) marked in 5' increments (*1m metric marked available*)

## NEW EZ-REEL™

New Jameson pre-loaded replacement reel improves the speed and safety of swapping out damaged conduit rod.



**MINI DUCT HUNTER™ 1/8"**

| SIZE        | PART NO. * | REPLACEMENT REELS |
|-------------|------------|-------------------|
| 100' x 1/8" | 15-18-100  | 15-18-100RR       |
| 150' x 1/8" | 15-18-150  | 15-18-150RR       |
| 200' x 1/8" | 15-18-200  | 15-18-200RR       |
| 250' x 1/8" | 15-18-250  | 15-18-250RR       |
| 300' x 1/8" | 15-18-300  | 15-18-300RR       |



**MINI DUCT HUNTER™ 3/16"**

| SIZE         | PART NO. * | REPLACEMENT REELS |
|--------------|------------|-------------------|
| 100' x 3/16" | 15-316-100 | 15-100RR          |
| 150' x 3/16" | 15-316-150 | 15-150RR          |
| 200' x 3/16" | 15-316-200 | 15-200RR          |
| 250' x 3/16" | 15-316-250 | 15-250RR          |
| 300' x 3/16" | 15-316-300 | 15-300RR          |



**DUCT HUNTER™ 1/4"**

| SIZE        | PART NO. * | REPLACEMENT REELS |
|-------------|------------|-------------------|
| 300' x 1/4" | 16-14-300M | 16-300RRM         |
| 400' x 1/4" | 16-14-400M | 16-400RRM         |
| 500' x 1/4" | 16-14-500M | 16-500RRM         |
| 600' x 1/4" | 16-14-600M | 16-600RRM         |



**DUCT HUNTER™ 5/16"**

| SIZE         | PART NO. *  | REPLACEMENT REELS |
|--------------|-------------|-------------------|
| 300' x 5/16" | 12-516-300M | 12-300RRM         |
| 400' x 5/16" | 12-516-400M | 12-400RRM         |



**DUCT HUNTER™ 5/16"**

| SIZE          | PART NO. *    | REPLACEMENT REELS |
|---------------|---------------|-------------------|
| 500' x 5/16"  | 12A-516-500M  | 12A-500RRM        |
| 600' x 5/16"  | 12A-516-600M  | 12A-600RRM        |
| 700' x 5/16"  | 12A-516-700M  | 12A-700RRM        |
| 800' x 5/16"  | 12A-516-800M  | 12A-800RRM        |
| 1200' x 5/16" | 12A-516-1200M | 12A-1200RRM       |

To order 5/16" Duct Hunter with all-terrain wheels, add AWK to part number. Example: 12A-516-700M-AWK



**DUCT HUNTER™ 7/16"**

| SIZE          | PART NO. *   | REPLACEMENT REELS |
|---------------|--------------|-------------------|
| 400' x 7/16"  | 13-716-400M  | 13-400RRM         |
| 500' x 7/16"  | 13-716-500M  | 13-500RRM         |
| 600' x 7/16"  | 13-716-600M  | 13-600RRM         |
| 800' x 7/16"  | 13-716-800M  | 13-800RRM         |
| 1000' x 7/16" | 13-716-1000M | 13-1000RRM        |

To order 7/16" Duct Hunter with all-terrain wheels, add AWK to part number. Example: 13-716-400M-AWK

\* ALL PRODUCT NUMBERS END IN "M" (MARKED IN 5' INCREMENTS).  
TO ORDER METRIC MARKED, ADD AN ADDITIONAL "M" TO PART NUMBER  
WHEN ORDERING . EXAMPLE: 16-14-300M WOULD BE 16-14-300MM

# DUCT HUNTER™ ACCESSORIES



1/8" & 3/16" Mini Duct Hunter Accessory Kit



1/4" Duct Hunter Accessory Kit



5/16 & 7/16" Duct Hunter Accessory Kit



End Ferrule Splice Ferrule Swivel Eye Pulling Eye



Roller Guide Roller Guide With Spring Leader Ball-Nose Spring Leader



Flexible Leader With Ball All Terrain Wheel

| Accessories                     | Description   | 1/8" Mini Duct Hunter | 3/16" Mini Duct Hunter | 1/4" Duct Hunter | 5/16" Duct Hunter | 7/16" Duct Hunter |
|---------------------------------|---|-----------------------|------------------------|------------------|-------------------|-------------------|
| Accessory Kit                   | Canvas Pouch - Roller Guide, End Ferrule, Splice Ferrule, 2 Adhesive, 2 Emery Cloth, Heat Shrink Tubing & Rod Terminal                                    |                       |                        |                  | 12-516-AK         | 13-716-AK         |
|                                 | Canvas Pouch - Ball-Nose Spring Leader, End Ferrule, Splice Ferrule, 2 Adhesive, 2 Emery Cloth, Heat Shrink Tubing & Rod Terminal                         |                       |                        | 16-14-AK         |                   |                   |
|                                 | Canvas Pouch - Flexible Leader W/Ball, End Ferrule, Splice Ferrule, Pulling Eye, Adhesive, Emery Cloth & Heat Shrink Tubing                               | 15-18-AK              | 15-316-AK              |                  |                   |                   |
| End Ferrule Repair Kit          | End Ferrule, Adhesive, Emery Cloth (1/4" & Larger Kits Include Rod Terminal)  | 15-18-146             | 15-146                 | 16-146           | 12-146            | 13-146            |
| Splice Repair Kit               | Splice Ferrule, Adhesive, Emery Cloth & Heat Shrink Tubing  | 15-18-140             | 15-140                 | 16-140           | 12-140            | 13-140            |
| Roller Guide                    | Guides rod through bends, sweeps, misalignments & wires; Increases contact with pipe on lead end of rod to improve overall signal strength                |                       |                        |                  | 9-141             | 9-141             |
| Roller Guide with Spring Leader | Heavy-duty spring & chain attached to swiveling roller guide helps guide rod over cables, rough surfaces & pipe joints                                    |                       |                        |                  | 9-171             | 9-171             |
| Ball-Nose Spring Leader         | Heavy-duty spring & chain with ball nose helps rod move over rough surfaces & pipe joints, 1/4"-20 hole   |                       |                        | 16-169           |                   |                   |
|                                 | Heavy-duty spring & chain with ball nose helps rod move over rough surfaces and pipe joints, 3/8"-16 hole (also fits Buddy rodders with 3/8" & 1/2" rods) |                       |                        |                  | 12-163            | 12-163            |
| Flexible Leader With Ball       | Flexible leader with steel cable and plastic ball helps rod navigate tight bends and pipe joints  | 15-163                | 15-163                 |                  |                   |                   |
| Swivel Eye                      | Attaches pull line to rod, swivels  |                       |                        |                  | 9-139             | 9-139             |
| Pulling Eye                     | Attaches pull line to rod, fixed  | 15-160                | 15-160                 | 16-160           |                   |                   |
| All Terrain Wheels              | Two wheels, spacers, lock collars, axle & hex wrench(fits 12A- and 13- models only)   |                       |                        |                  | 11A-AWK           | 11-AWK            |

**NEW****DUCT HUNTER™ REPLACEMENT REELS****PRE-LOADED REPLACEMENT ROD ON REEL****DUCT HUNTERS REELS**

| PART NO.    | REPLACEMENT REELS                    | SIZE (MARKED 5') |
|-------------|--------------------------------------|------------------|
| 16-300RRM   | Duct Hunter 1/4"                     | 1/4" x 300'      |
| 16-400RRM   | Duct Hunter 1/4"                     | 1/4" x 400'      |
| 16-500RRM   | Duct Hunter 1/4"                     | 1/4" x 500'      |
| 16-600RRM   | Duct Hunter 1/4"                     | 1/4" x 600'      |
| 12-300RRM   | Duct Hunter 5/16"<br>(26" Dia. Reel) | 5/16" x 300'     |
| 12-400RRM   | Duct Hunter 5/16"<br>(26" Dia. Reel) | 5/16" x 400'     |
| 12A-500RRM  | Duct Hunter 5/16"<br>(32" Dia. Reel) | 5/16" x 500'     |
| 12A-600RRM  | Duct Hunter 5/16"<br>(32" Dia. Reel) | 5/16" x 600'     |
| 12A-700RRM  | Duct Hunter 5/16"<br>(32" Dia. Reel) | 5/16" x 700'     |
| 12A-800RRM  | Duct Hunter 5/16"<br>(32" Dia. Reel) | 5/16" x 800'     |
| 12A-1200RRM | Duct Hunter 5/16"<br>(32" Dia. Reel) | 5/16" x 1200'    |
| 13-400RRM   | Duct Hunter 7/16"                    | 7/16" x 400'     |
| 13-500RRM   | Duct Hunter 7/16"                    | 7/16" x 500'     |
| 13-600RRM   | Duct Hunter 7/16"                    | 7/16" x 600'     |
| 13-800RRM   | Duct Hunter 7/16"                    | 7/16" x 800'     |
| 13-1000RRM  | Duct Hunter 7/16"                    | 7/16" x 1000'    |

**MINI DUCT HUNTERS CARTRIDGES**

| PART NO.    | REPLACEMENT CARTRIDGE  | SIZE (MARKED 5') |
|-------------|------------------------|------------------|
| 15-18-100RR | Mini Duct Hunter 1/8"  | 1/8" x 100 ft.   |
| 15-18-150RR | Mini Duct Hunter 1/8"  | 1/8" x 150 ft.   |
| 15-18-200RR | Mini Duct Hunter 1/8"  | 1/8" x 200 ft.   |
| 15-18-250RR | Mini Duct Hunter 1/8"  | 1/8" x 250 ft.   |
| 15-18-300RR | Mini Duct Hunter 1/8"  | 1/8" x 300 ft.   |
| 15-100RR    | Mini Duct Hunter 3/16" | 3/16" x 100 ft.  |
| 15-150RR    | Mini Duct Hunter 3/16" | 3/16" x 150 ft.  |
| 15-200RR    | Mini Duct Hunter 3/16" | 3/16" x 200 ft.  |
| 15-250RR    | Mini Duct Hunter 3/16" | 3/16" x 250 ft.  |
| 15-300RR    | Mini Duct Hunter 3/16" | 3/16" x 300 ft.  |

**NEW EZ-REEL™**

Jameson Duct Hunter™ Traceable Rodders are the most durable in the market, but we know job sites can be extremely tough.

Using our repair kits, customers are often able to splice rod or repair end-fittings to keep their rodders in service.

However, on occasion it may be necessary to replace the entire spool of rod due to more severe damage. Removal, disposal and rod replacement can be a difficult and time-consuming task. Responding to customer feedback, Jameson introduced EZ-REEL™ pre-loaded replacement reels which help improve speed and safety of replacing damaged rod material.



Duct Hunter Reel Replacement



Mini Duct Hunter Cartridge Replacement




# SONDE AND ADAPTERS

A sonde is a battery-powered locating beacon used to pinpoint rod end. Its signal is detected by a receiver.

Using an adapter, the sonde is attached to the rod ferrule to locate in underground pipes or conduit.

Can be used with Duct Hunter™ Traceable Rodders or Buddy® Rodders.



| Type   | Part Number | Threads         |                | Fits Sondes:  | Fits Jameson Rodders: |               |
|--|-------------|-----------------|----------------|---|-----------------------|---------------|
|  |             | Side A          | Side B         |   |                       |               |
| <b>Flexible Spring &amp; Chain Adapters</b><br><br><br>Double Female      Female & Male | 6-169       | 5/16"-18 female | 1/4"-20 male   | - Jameson 14-169<br>- Sondes with 1/4"-20 hole (Subsite)  | Easy Buddy            | 1/4"          |
|  | 6-169-M10   | 5/16"-18 female | M10 female     | Sondes with M10 stud (Vivax-MetroTech)  |                       |               |
|  | 9-169       | 3/8"-16 female  | 1/4"-20 male   | - Jameson 14-169<br>- Sondes with 1/4"-20 hole (Subsite)  | All Good Buddies      | 3/8"          |
|  | 9-169-M10   | 3/8"-16 female  | M10 female     | Sondes with M10 stud (Vivax-MetroTech)  | Big & Mega Buddy      | 1/2"          |
|  | 9-172       | 3/8"-16 female  | 3/8"-16 female | Sondes with 3/8-16 stud   | Duct Hunters          | 5/16" & 7/16" |
|  | 16-168      | 1/4"-20 female  | 1/4"-20 male   | - Jameson 14-169<br>- Sondes with 1/4"-20 hole (Subsite)  | Mini-Duct Hunters     | 1/8" & 3/16"  |
|  |             |                 |                | Duct Hunter   | 1/4"                  |               |
|  |             |                 |                | Live Tracer   | 1/4"                  |               |
| <b>Solid Adapters</b><br><br><br>Double Female      Female & Male                     | 10-170      | #12-24 female   | 1/4"-20 male   | Jameson 14-169<br>- Sondes with 1/4"-20 hole (Subsite)  | Little Buddy          | 3/16"         |
|  | 6-170       | 5/16"-18 female | 1/4"-20 male   | - Jameson 14-169<br>- Sondes with 1/4"-20 hole (Subsite)  | Easy Buddy            | 1/4"          |
|  | 9-170       | 3/8"-16 female  | 1/4"-20 male   | -Jameson 14-169<br>- Sondes with 1/4"-20 hole (Subsite)   | All Good Buddies      | 3/8"          |
|  | 12-170      | 3/8"-16 female  | M10 female     | Sondes with M10 stud (Vivax-MetroTech)  | Big & Mega Buddy      | 1/2"          |
|  | 15-165      | 1/4"-20 female  | M5 male        | Sondes with M5 hole (Radiodetection S6 micro-Sonde)   | Duct Hunters          | 5/16" & 7/16" |
|  | 15-166      | 1/4"-20 female  | M6 male        | Sondes with M6 hole (Radiodetection S9 micro-Sonde)   | Mini-Duct Hunters     | 1/8" & 3/16"  |
|  |             |                 |                | Duct Hunter   | 1/4"                  |               |
|  |             |                 |                | Live Tracer   | 1/4"                  |               |
| <b>Sonde</b><br><br>  | 14-169      | 1/4"-20 female  |                | Sonde, operates at 512 HZ, "N" cell battery included, 4-6 hours continuous use. Trace depths up to 12' (plastic pipe) or 6' (cast iron pipe). 0.12 Lbs, 2.25" X .75" dia. | Mini-Duct Hunters     | 1/8" & 3/16"  |
|  | 12-165      |                 |                | Kit: Sonde 14-169 and adapter 9-169   | Duct Hunter           | 1/4"          |
|  |             |                 |                |   | Live Tracer           | 1/4"          |
|  |             |                 |                |   | All Good Buddies      | 3/8"          |
|  |             |                 |                |   | Big & Mega Buddy      | 1/2"          |
|  |             |                 |                |   | Duct Hunters          | 5/16" & 7/16" |



### **BUDDY® CONDUIT RODDERS**

Since 1980, Jameson's Buddy® System of rodders and fish tapes has evolved to become the most comprehensive in the industry.

The round, flexible rod slides easily over wires in occupied conduit, offering exceptional bending strength for maneuvering tight turns.

Whether installing short run electrical wire or running long distance copper or fiber optic cable, Jameson has a Buddy® to handle the job for you.

### **LIVE TRACER® TRACEABLE RODDERS**

Jameson offers a line of traceable rodders developed to trace gas and water pipes with no blow by up to 125 PSI.

Incorporating a stuffing box and electrofusion tees, the entire buried pipe can be traced and marked continuously from above ground by one man without digging.



Contact Jameson Customer Service Or Visit Our Website  
To Learn More About These Products

800.346.1956

[WWW.JAMESONLLC.COM](http://WWW.JAMESONLLC.COM)



1451 OLD NORTH MAIN STREET  
CLOVER, SC 29710

800-346-1956

[JAMESONLLC.COM](http://JAMESONLLC.COM)