

For housing types and dim A and B see sheet 4

Part number:
10056100-1YZABCILF

X = PLATING
I=TELCORDIA CO (see note 2 sheet 5)

YZ = HOUSING TYPE
01 = 2 wall narrow body
04 = 4 wall narrow body
05 = 2 wall wide body (STANDARD VERSION)
08 = 4 wall wide body

ABC = PIN LAYOUT
001 = standard layout (no detect pin)
xxx = other versions see sheet 2

LF = Lead Free
LF = Lead free product (see note 8 sheet 5)
no suffix = Non lead free: available upon special request

2 WALL WIDE BODY VERSION AS SHOWN

spec ref	RELEASE	dr	Matthew Cheong	2006/08/15	projection	mm	size	A3	scale	2:1				
tolerance std	TOLERANCES UNLESS OTHERWISE SPECIFIED	eng	K R Mahoharan	2012/07/23			ecn no	ELX-S-012244-1	rel level	Released				
ISO 406		chr	-	-										
ISO 1101		appr	Chen-Hong Tan	2012/10/12							product family	AirMax VS		
surface	linear	0.X	±		title AirMax VS VERTICAL HEADER 4 pair, 120 pos, 2mm, 10 IMLA	dwg no 10056100	rev F	ISO 1302 angular 0° ±°		www.fci.com	cat. no. -	Product - Customer Drw	sheet 1 of 5	
	0.XX	±	www.fci.com					Product - Customer Drw	sheet 1 of 5					
	0.XXX	±	www.fci.com											Product - Customer Drw
ISO 1302	angular	0°	±°	www.fci.com		Product - Customer Drw	sheet 1 of 5							



Copyright FCI.

* Detection pin of 3.9mm possible on standard positions H5
 For other detection pin and options please consult FCI.

Partnumber \ Pinlayout	5.6mm Longpins (typ gnd)	3.9mm * Short pin (typ detect)	4.6mm Otherpins (typ sign)
10056100-1YZ0011(LF)	F1,F3,F5,F7,F9 G2,G4,G6,G8,G10	-	All other positions
10056100-1YZ0021(LF)	-	-	All positions
10056100-1YZ0031(LF)	F1,F3,F5,F7,F9 G2,G4,G6,G8,G10	H5	All other positions
10056100-1YZ0032(LF)	F1,F3,F5,F7,F9 G2,G4,G6,G8,G10	H5 (See Note 7)	All other positions

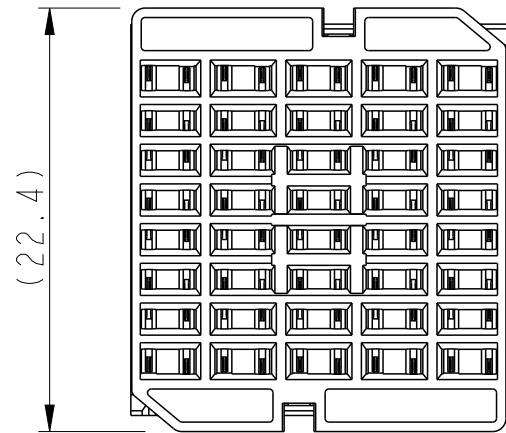


Copyright FCI.

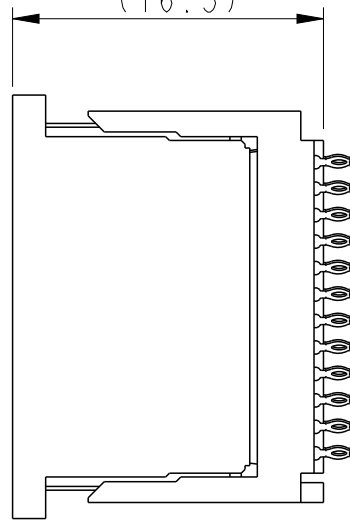
spec ref	RELEASE	dr	Matthew Cheong	2006/08/15	projection	mm	size	A3	scale	2:1	
tolerance std	TOLERANCES UNLESS OTHERWISE SPECIFIED	eng	K R Mahoharan	2012/07/23			ecn no	ELX-S-012244-1			
ISO 406 ISO 1101		chr	-	-				rel level	Released		
surface		linear	appr	Chen-Hong Tan	2012/10/12	product family	AirMax VS	rel level	Released		
ISO 1302	angular	0°	±°		AirMax VS VERTICAL HEADER		dwg no	10056100		rev	F
				www.fci.com	cat. no.	-	Product - Customer Drw	sheet 2 of 5			

A

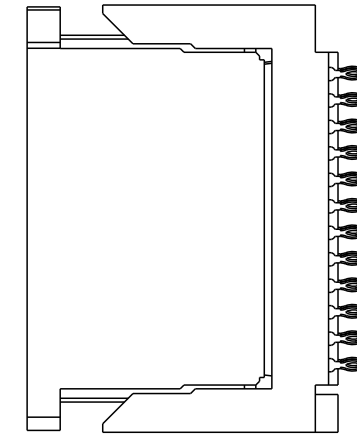
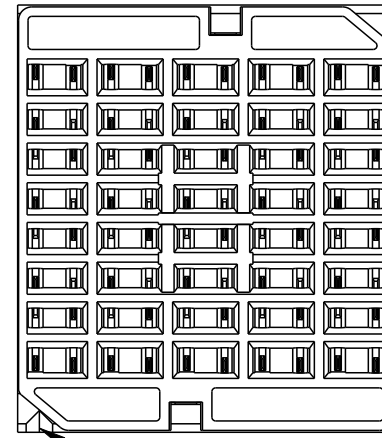
NARROW BODY



(16.5)



WIDE BODY



A

B

B

C

C

Triangle indicates position A1. SEE NOTE 12.

Triangle indicates position A1. SEE NOTE 12.

SEE NOTE 14.

cut-out at opposite side of A1 indicator. SEE NOTE 12.

SEE NOTE 13.

NOTE 5 & 12

D

D

spec ref	RELEASE	dr	Matthew Cheong	2006/08/15	projection	mm	size	A3	scale	2:1
tolerance std	TOLERANCES UNLESS OTHERWISE SPECIFIED	eng	K R Mahoharan	2012/07/23			ecn no	ELX-S-012244-1		
ISO 406 ISO 1101		chr	-	-				product family	AirMax VS	rel level
surface	linear	appr	Chen-Hong Tan	2012/10/12			dwg no	10056100		rev
ISO 1302	angular	www.fci.com		cat. no.	-	Product - Customer Drw	sheet 3 of 5		F	
	0.X ±									
	0.XX ±									
	0.XXX ±									
	0° ±									



Copyright FCI.

1

2

3

4

NARROW BODY

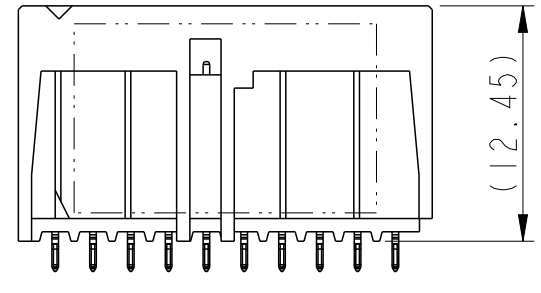
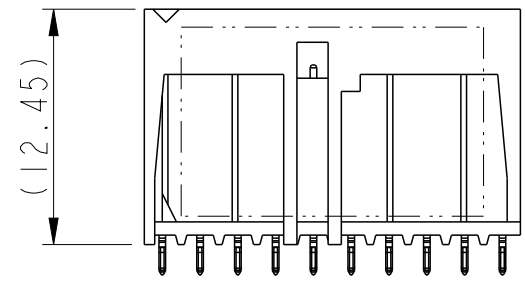
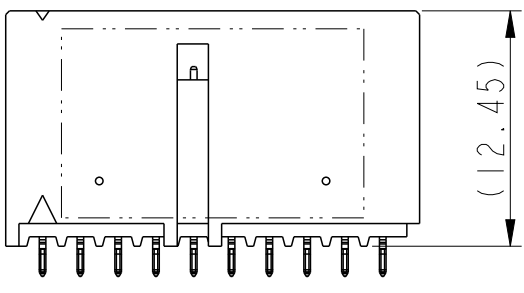
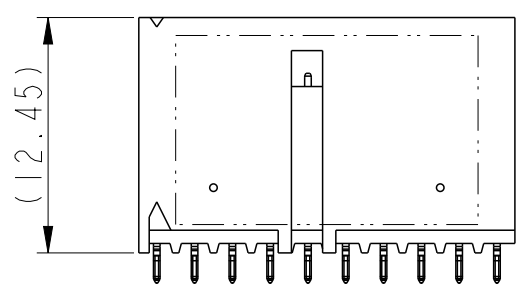
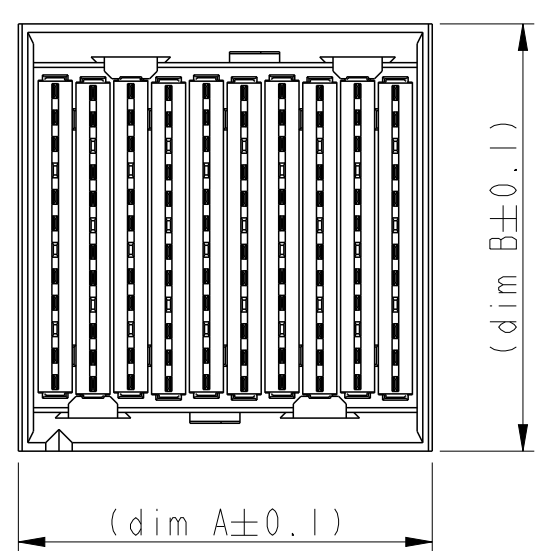
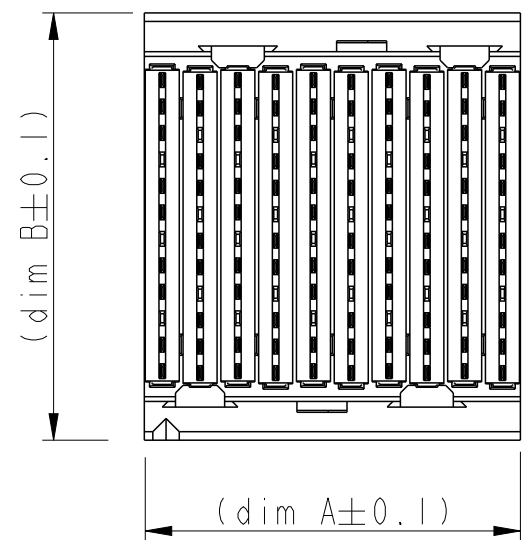
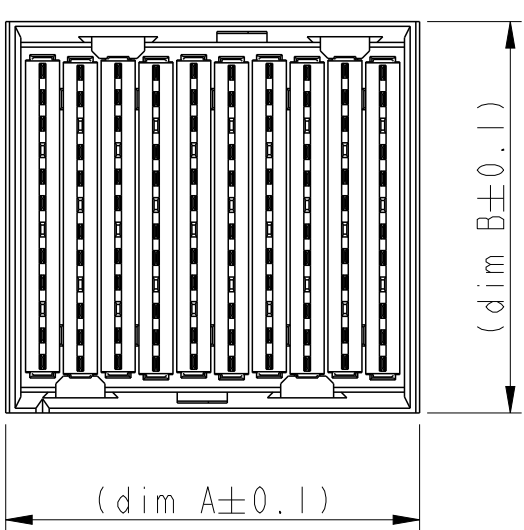
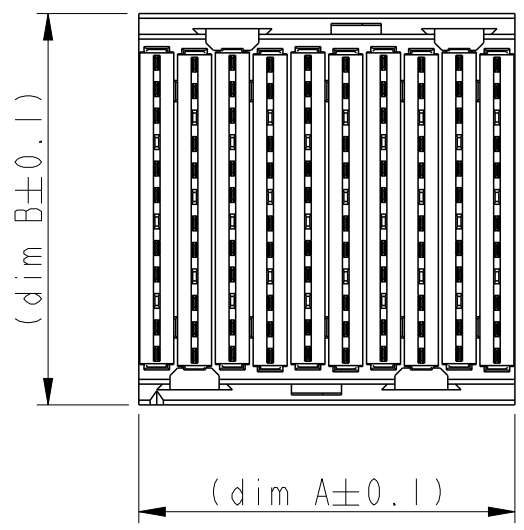
WIDE BODY

10056100 - 101ABC1

10056100 - 104ABC1

10056100 - 105ABC1

10056100 - 108ABC1



PN / dim	A	B
10056100-101ABC1(LF)	19.9	20.7
10056100-104ABC1(LF)	21.9	20.7
10056100-105ABC1(LF)	19.9	22.6
10056100-108ABC1(LF)	21.9	22.6

spec ref	RELEASE	dr	Matthew Cheong	2006/08/15	projection	mm	size	A3	scale	2:1
tolerance std	TOLERANCES UNLESS OTHERWISE SPECIFIED	eng	K R Mahoharan	2012/07/23			ecn no	ELX-S-012244-1		
ISO 406 ISO 1101		chr	-	-				product family	AirMax VS	rel level
surface		linear	0.X	±		title AirMax VS VERTICAL HEADER 4 pair, 120 pos, 2mm, 10 IMLA	dwg no 10056100	rev F	-	
ISO 1302	angular	0°	±°	cat. no.					Product - Customer Drw	sheet 4 of 5



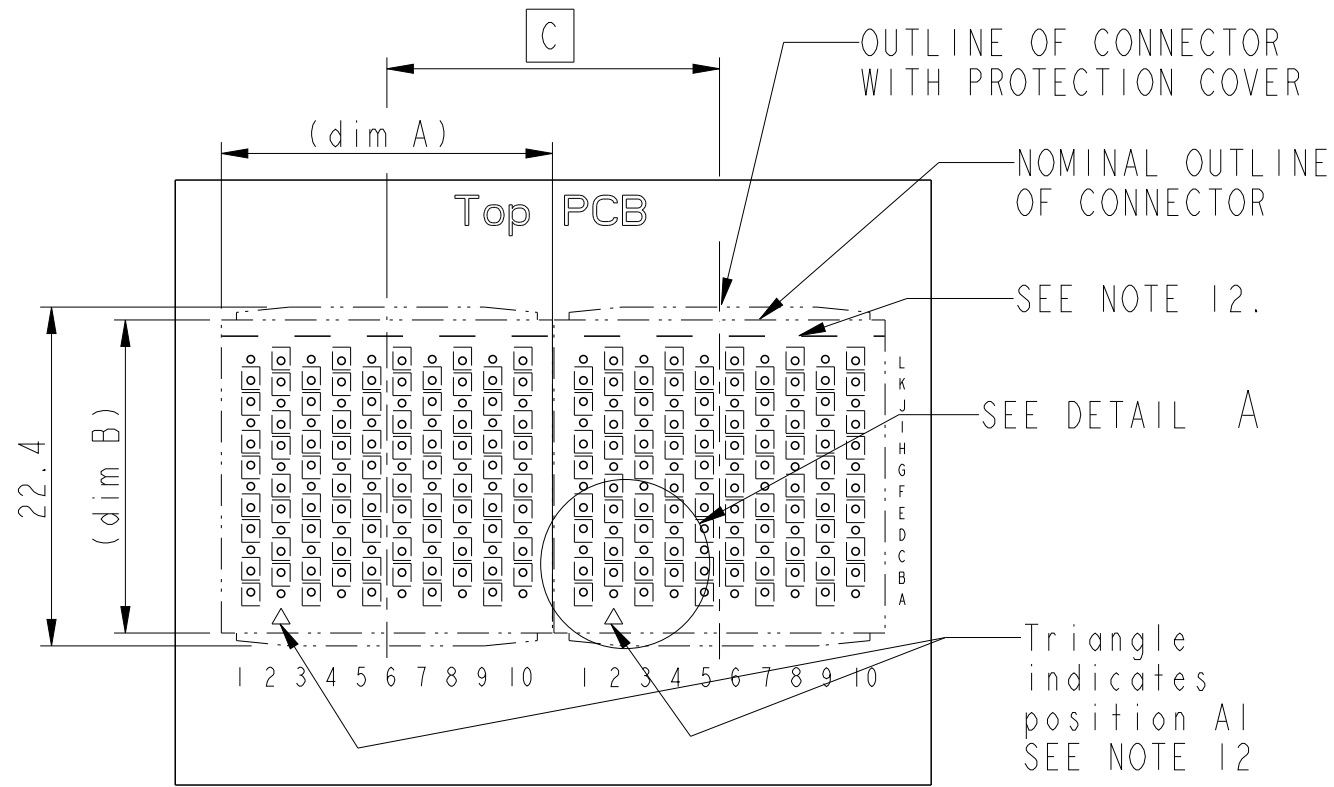
Copyright FCI.

1

2

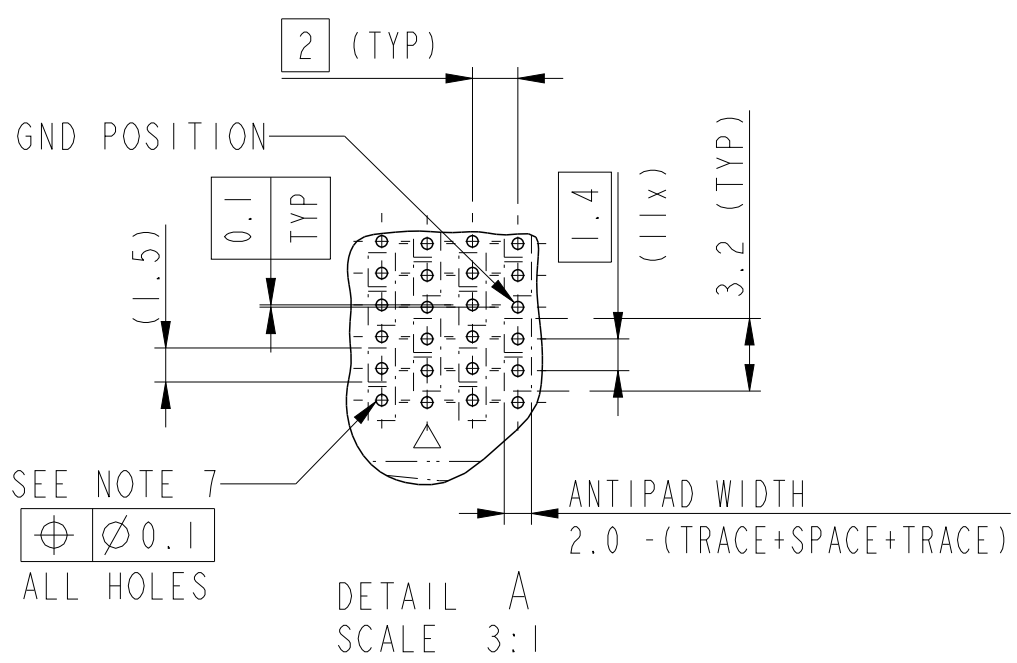
3

4



RECOMMENDED PCB LAYOUT FOR DIFFERENTIAL APPLICATIONS COMPONENT SIDE (TWO ADJACENT FOOTPRINTS SHOWN)

PN \ dim	A	B	C
10056100-101ABC1(LF)	19.9	20.7	20
10056100-104ABC1(LF)	21.9	20.7	22
10056100-105ABC1(LF)	19.9	22.6	20
10056100-108ABC1(LF)	21.9	22.6	22



F

NOTES:

- CONNECTOR MATERIALS:
HOUSING : HIGH TEMP THERMOPLASTIC, NATURAL, UL94V-0
PROTECTION COVER : HIGH TEMP THERMOPLASTIC, BLACK, UL94V-0
IMLA PLASTIC: HIGH TEMP THERMOPLASTIC, BLACK UL94V-0
CONTACT: COPPER ALLOY
- CONTACT PLATING:
SEPARABLE INTERFACE: PERFORMANCE-BASED PLATING, QUALIFIED TO MEET THE REQUIREMENTS OF FCI PRODUCT SPECIFICATION GS-12-239, INCLUDING TELCORDIA GR-1217-CORE (NOV 1995)
CENTRAL OFFICE TEST SEQUENCE.
PRESS-FIT TAILS: TIN-LEAD (NON LEAD FREE) OR TIN OVER NICKEL (LEAD FREE)
- PRODUCT SPECIFICATION: GS-12-239.
- APPLICATION SPECIFICATION: GS-20-035. FLATROCK INSERTION INTO PCB BY PUSHING ON TOP OF SURFACE PROTECTION COVER
- PRODUCT MARKING, (PARTNUMBER & LOTCODE).
- PROTECTION COVER MUST BE REMOVED BEFORE MATING WITH RECEPTACLE CONNECTOR
- SEE CUSTOMER DRAWING 10045979 FOR INFORMATION ON PCB HOLE DIAMETER AND PLATING OPTIONS.
- LEAD FREE PARTNUMBERS MEETS THE EUROPEAN UNION DIRECTIVE AS DESCRIBED IN GS-22-008, SUB CLAUSE 3.2
- THE HOUSING SHOULD WITHSTAND EXPOSURE TO 260°C PEAK TEMPERATURE FOR 40 SECONDS IN A CONVECTION, INFRA-RED OR VAPOR PHASE REFLOW OVEN.
- PACKAGE PER GS-14-1086 AND GS-14-920 LEAD FREE LABELING SPEC.
- THERE IS NO GROUND BUSSING WITHIN THE CONNECTOR SYSTEM.
- IT IS RECOMMENDED TO PUT THIS VISIBLE LINE AND THE A! INDICATION (TRIANGLE) ON THE PCB TO INDICATE PROPER ORIENTATION. OTHER VISIBLE POLARIZATION MARKS ARE A! INDICATOR AND PRINTING SIDE. (SEE SHEET 3)
- GRIPPING FEATURE TO REMOVE PROTECTION COVER BY FINGERS.
- GRIPPING FEATURE TO REMOVE PROTECTION COVER BY STANDARD PLIERS.
- A \triangle SYMBOL WILL BE NEXT TO ANY DIMENSION, VIEW OR NOTE WHICH HAS BEEN MODIFIED WITH THE CURRENT DRAWING REVISION.
- THIS IS A CUSTOMER SPECIAL HOUSING TO BE LAZER MARKED WITH A SINGLE STRIP (1).

F



Copyright FCI.

spec ref	RELEASE	dr	Matthew Cheong	2006/08/15	projection	mm	size	A3	scale	2:1
tolerance std	TOLERANCES UNLESS OTHERWISE SPECIFIED	eng	K R Mahoharan	2012/07/23	\oplus \square	← →	ecn no	ELX-S-012244-1	rel level	Released
ISO 406 ISO 1101		chr	-	-						
surface	linear	appr	Chen-Hong Tan	2012/10/12	product family	AirMax VS	dwg no		10056100	rev
ISO 1302	angular	www.fci.com		cat. no.	Product - Customer Drw		sheet 5 of 5		F	