

EP-FRONT 2,5-H/SA10 - PCB terminal block



1870022

<https://www.phoenixcontact.com/us/products/1870022>

Please be informed that the data shown in this PDF document is generated from our online catalog. Please find the complete data in the user documentation. Our general terms of use for downloads are valid.



PCB terminal block, number of positions per row: 1, product range: EP-FRONT 2,5-H, pitch: 5 mm, Pin layout: Linear pinning. The article can be aligned to create different nos. of positions!

Commercial data

Item number	1870022
Packing unit	1 pc
Minimum order quantity	1 pc
Note	Made to order (non-returnable)
Sales key	NULL
Product key	AAM1AE
GTIN	4017918141950
Weight per piece (including packing)	3.63 g
Weight per piece (excluding packing)	3.39 g
Customs tariff number	85369085
Country of origin	DE

EP-FRONT 2,5-H/SA10 - PCB terminal block



1870022

<https://www.phoenixcontact.com/us/products/1870022>

Technical data

Product properties

Type	PC terminal block can be aligned
Product type	Printed circuit board terminal
Product family	EP-FRONT 2,5-H
Number of positions	1
Pitch	5 mm
Pin layout	Linear pinning

Electrical properties

Maximum load current	17.5 A (with a 2.5 mm ² conductor cross section)
Rated voltage (II/2)	630 V
Rated voltage (III/2)	400 V
Rated surge voltage (II/2)	4 kV
Rated surge voltage (III/2)	4 kV
Rated surge voltage (III/3)	4 kV

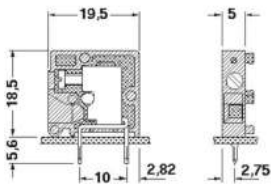
Mounting

Mounting type	Press-in technology
Pin layout	Linear pinning
Connection method	Front screw connection

Material specifications

Color	green
Flammability rating according to UL 94	V0
Insulating material group	I
Insulating material	PA
Contact surface	Tin Sn

Dimensions

Dimensional drawing	
Installed height	19 mm
Length	19.5 mm
Hole diameter	1.45 mm
Pitch	5 mm

EP-FRONT 2,5-H/SA10 - PCB terminal block



1870022

<https://www.phoenixcontact.com/us/products/1870022>

Note on dimensions	+/- 0.025 mm
PCB design	
Pin spacing	10 mm

EP-FRONT 2,5-H/SA10 - PCB terminal block

1870022

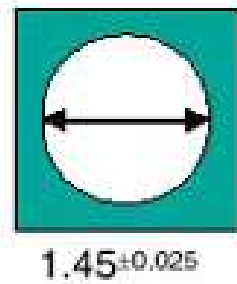
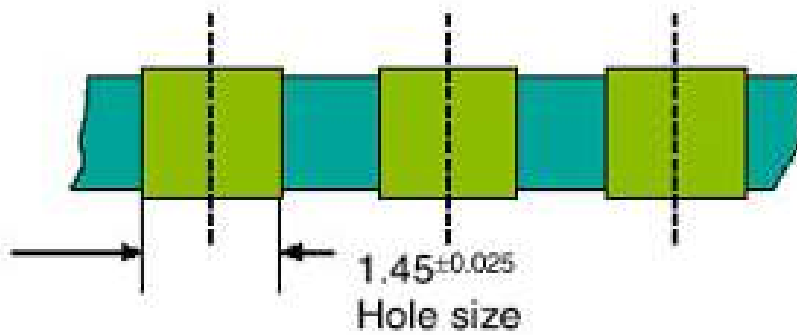
<https://www.phoenixcontact.com/us/products/1870022>



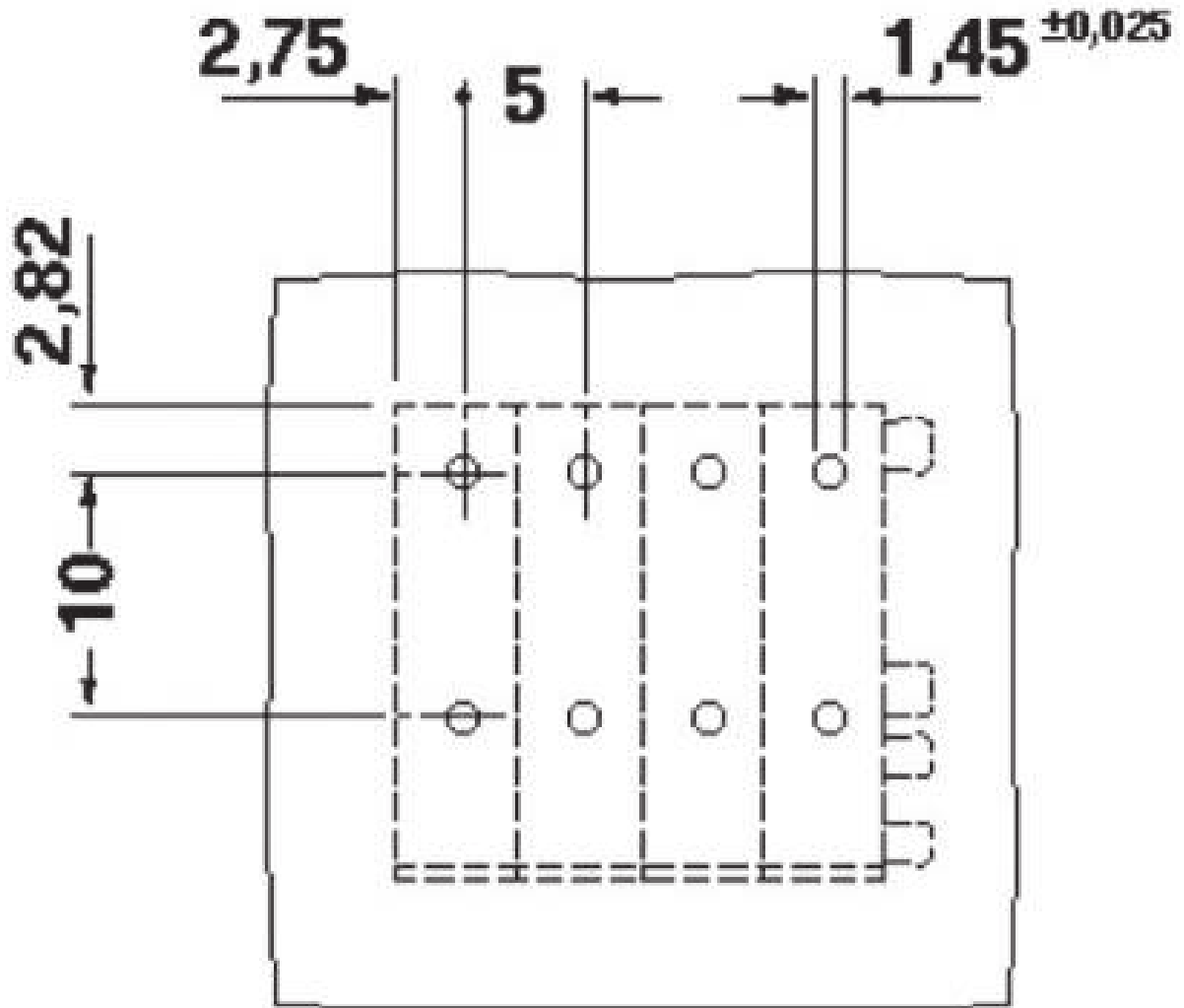
Drawings

Drilling plan/solder pad geometry

Bore hole in the basic material,
mostly epoxy glass fabric FR4 or EP-GC



Drilling plan/solder pad geometry



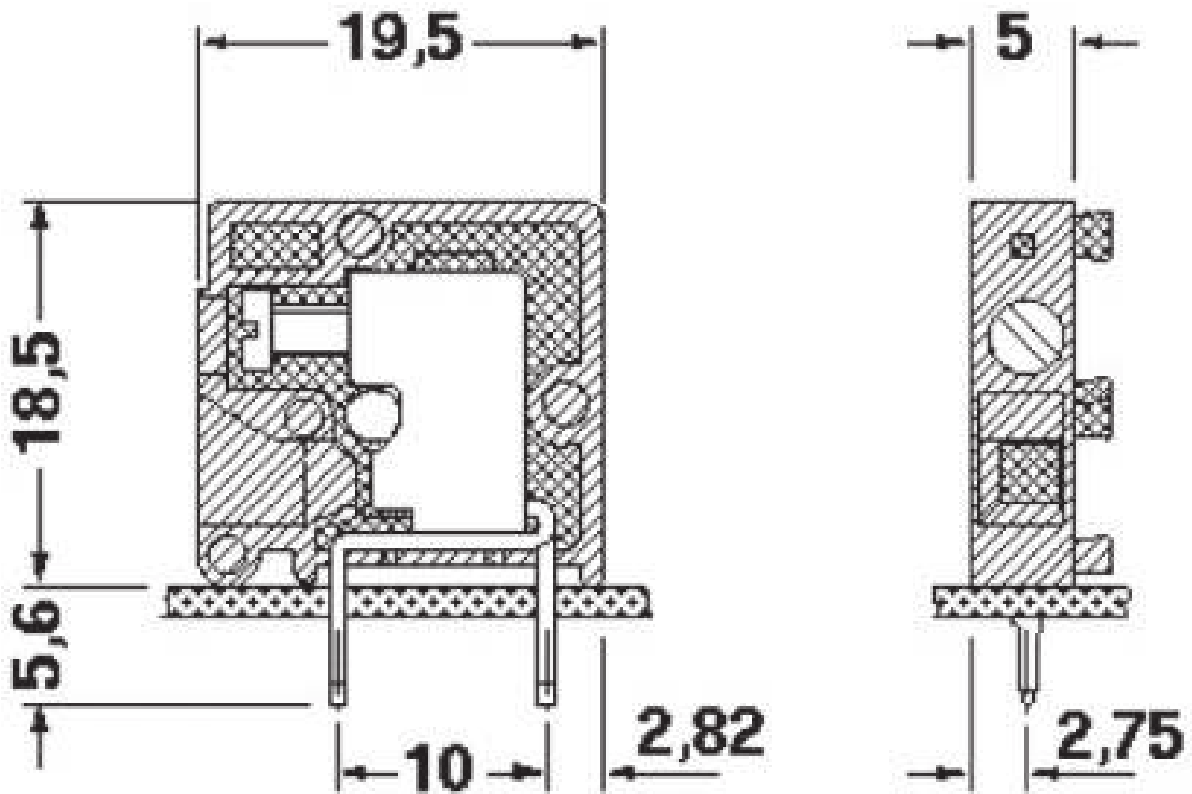
EP-FRONT 2,5-H/SA10 - PCB terminal block



1870022

<https://www.phoenixcontact.com/us/products/1870022>

Dimensional drawing



EP-FRONT 2,5-H/SA10 - PCB terminal block

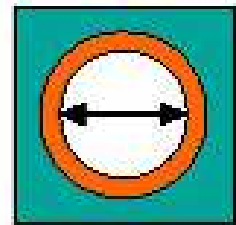
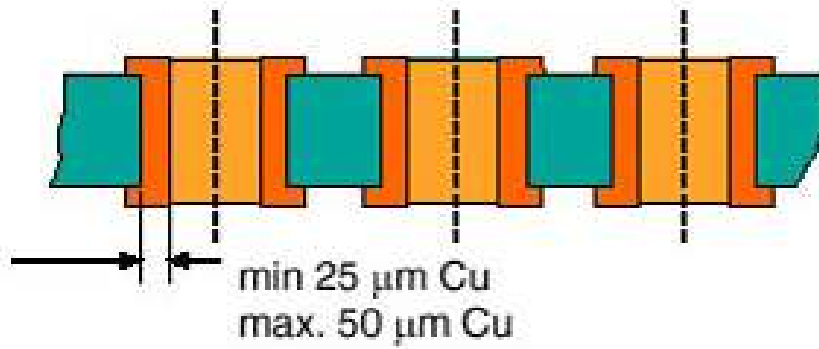
1870022

<https://www.phoenixcontact.com/us/products/1870022>



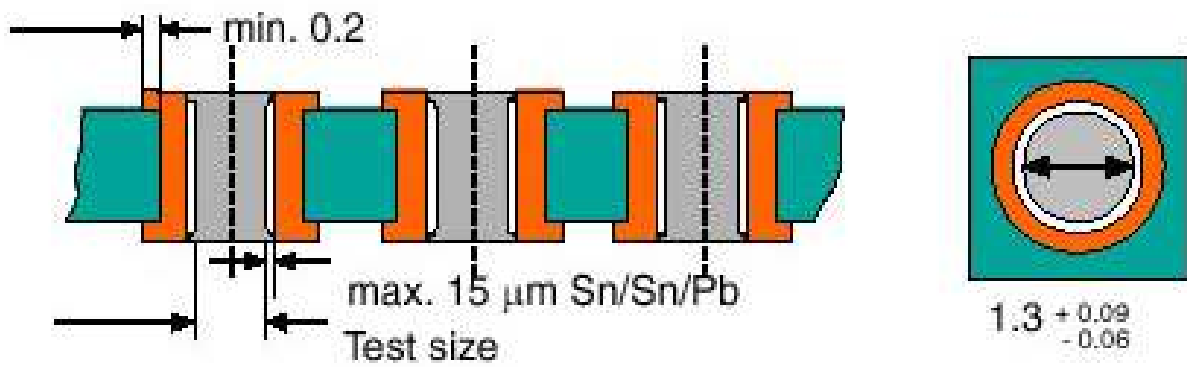
Drilling plan/solder pad geometry

Bore hole with Cu ferrule



Drilling plan/solder pad geometry

Plated-through bore hole with Sn/SnPb



EP-FRONT 2,5-H/SA10 - PCB terminal block



1870022

<https://www.phoenixcontact.com/us/products/1870022>

Accessories

D-FRONT 2,5-H-O.Z. - End cover

1700024

<https://www.phoenixcontact.com/us/products/1700024>



Cover required at the end of a row of terminal blocks

RZ 2,5-FRONT 2,5 H - Pitch spacer

1700079

<https://www.phoenixcontact.com/us/products/1700079>



Pitch spacer, raises the pitch by 2.5 mm, interlocks with terminal block of the same shape, color: green

EP-FRONT 2,5-H/SA10 - PCB terminal block



1870022

<https://www.phoenixcontact.com/us/products/1870022>

SZS 0,6X3,5 - Screwdriver

1205053

<https://www.phoenixcontact.com/us/products/1205053>



Actuation tool, for ST terminal blocks, insulated, also suitable for use as a bladed screwdriver, size: 0.6 x 3.5 x 100 mm, 2-component grip, with non-slip grip

SK 5/3,8:FORTL.ZAHLEN - Marker card

0804183

<https://www.phoenixcontact.com/us/products/0804183>



Marker card, white, labeled, horizontal: consecutive numbers 1 ... 10, 11 ... 20, etc. up to 91 ... (99)100, mounting type: adhesive, for terminal block width: 5 mm, lettering field size: 5 x 3.8 mm

EP-FRONT 2,5-H/SA10 - PCB terminal block



1870022

<https://www.phoenixcontact.com/us/products/1870022>

EBP 2- 5 - Insertion bridge

1733169

<https://www.phoenixcontact.com/us/products/1733169>

Insertion bridge for connectors with 5.0 mm or 5.08 mm pitch



D-FRONT 2,5-H-O.Z. - End cover

1700024

<https://www.phoenixcontact.com/us/products/1700024>

Cover required at the end of a row of terminal blocks



Phoenix Contact 2023 © - all rights reserved
<https://www.phoenixcontact.com>

Phoenix Contact USA
586 Fulling Mill Road
Middletown, PA 17057, United States
(+717) 944-1300
info@phoenixcon.com