



DTE180-03X-F-W

180W

Dual Output



- ITE Safety Approvals
- 3-Prong IEC 320-14, Class I
- Altitude: ITE up to 5000m
- <0.3Watts No load input Power.
- Touch current less than 100µA
- No minimum load required
- 3 year warranty
- Safety pending



Optional +5VSB @2A with 5%
O/P regulation and 50mV ripple

MODEL/CHANNEL		Unit	DTE180-0512FWX-F-W6		DTE180-1212FWX-F-W6	
Output Rating	Vo	Vo	+12Vdc	+5Vdc	+12Vdc	-12Vdc
	Io (min)	A	0A	0A	0A	0A
	Io (max)	A	15A	14A	15A	1A
	Ripple & Noise	mV	120mV	100mV	120mV	
	O/P Regulation	%	5%			
	Po (Max.)	-	180W			
INPUT	Input Voltage Range	V	90-264VAC			
	Range	Hz	47-63Hz			
	Power Factor	VAC	> 0.95 @115VAC; > 0.9 @230VAC @full load			
	Efficiency	%	> 86% @Average Efficiency, 115/230VAC			
	Input range	VAC	90-264VAC			
	Frequency	Hz	47-63Hz			
Efficiency	Power Factor	VAC	> 0.95 @115VAC; > 0.9 @230VAC @full load			
	Inrush current	VAC	< 25A peak @115VAC; < 50A peak @230VAC cold start @25°C			
	Input current (rms)	VAC	3A @115VAC; 1.5A @230VAC max.			
	Maximum output power (Po)	W	180W			
	Hold-up time	VAC	> 16ms typical @full load, 115VAC			
Environmental Specification	Operating temperature	°C	-20 to +60°C (Refer to derating curve)			
	Storage Humidity	%	0-95%, non-condensing.			
	Humidity	%	10°C-95°C, non-condensing			
	MTBF	-	>200,000 hours at full load and 25°C ambient temperature based on Bellcore TR-332			
Environmental Agencies	Safety Standards	-	UL/c-UL UL62368-1 TUV EN62368-1 CB IEC 62368-			
	EMI Standards(Meet)	-	EN55032 Class B EN55035 Class B FCC Part 15 Class B CE			
Protection	Over Voltage Protection	-	Latch off, AC recycle			
	Over Load Protection	-	Auto-recover			
	Short circuit protection	-	Auto-recover			
	Dimension/*Weight	mm/g	L 200xW 90xH45 mm (7.874"x3.543"x1.77")/ 1.2kgs. (2.65 lbs.)			

Note: 1. Peak-to-peak with 20MHz bandwidth with a tantalum 10uF





Dimensions Diagrams

180W

Safety and EMC Performance

Description	Safety	EMC
ITE equipment	IEC 62368-1 :2014(Second Edition) EN62368 :2014+A11 UL 62368 ,2nd Edition,2014-12-01 CAN/CSA C22.2 No. 62368-1-14,2nd Edition	EN55032 & EN55035 &FCC part 15(*) and ICES-003

Tests for performance to this requirement will be performed with final system

(*) FCC PAPT15 compliance information and warnings:

This device complies with part 15 of FCC Rules. Operation is subject to the following two conditions:

- (1) This device may not cause harmful Interference
- (2) This device must accept any interference received, including interference that may cause undesired operation

INSULATION LEVEL AND DIELECTRIC WITHSTAND (HI-POT)

Audio/Video, ITE equipment	Isolation Voltage	Grade Insulation
Primary to Secondary	4242VDC(3000Vac)	Reinforced
Primary to Ground(Mounting holes or Frame GND)	2121VDC(1500Vac)	Basic
Secondary to Ground(Mounting holes or Frame GND)	2121VDC(1500VaC)	Basic

Note: Production testing use dc voltage test for 4 Sec





Diagram

180W

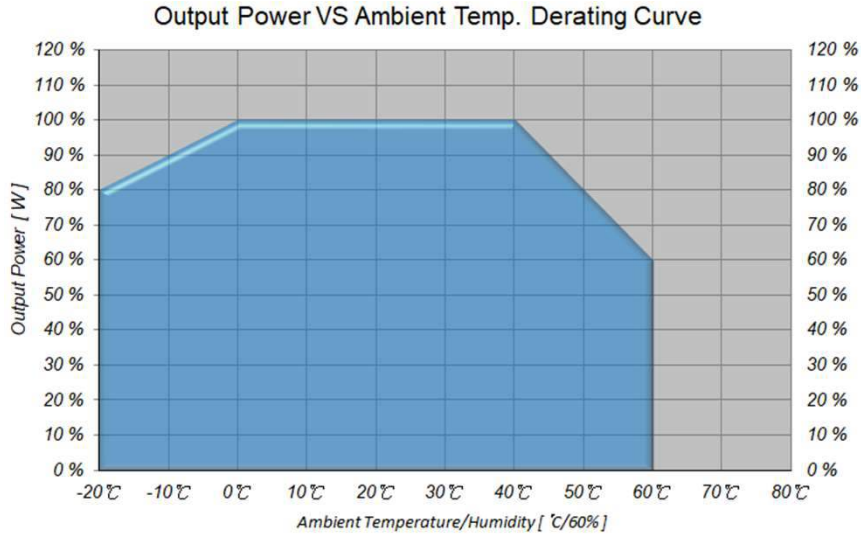
AC/DC Switching Adapter - Multiple Output

Derating curve:

Output vs Ambient temperature derating curve

Derate linear 2% per °C from 41 to 60°C

Derate linear 1% per °C from 0 to -20°C

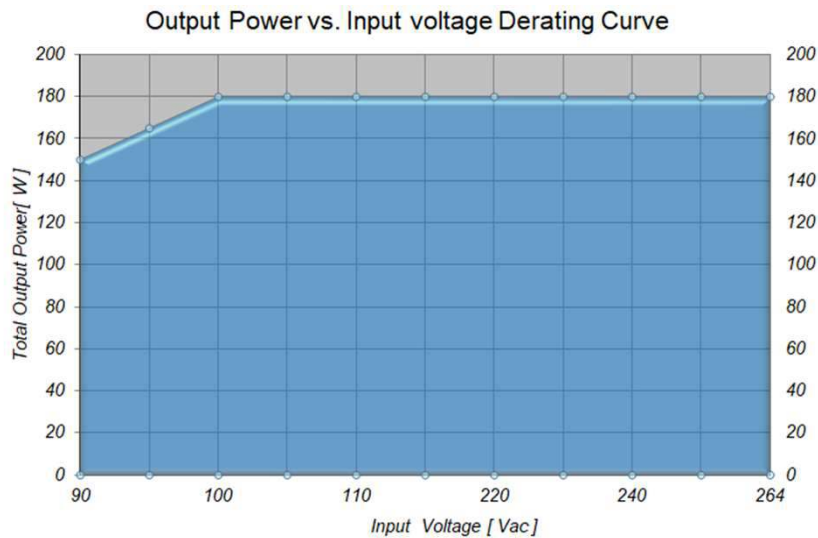


Derating curve:

Output vs Input voltage derating curve

180W Derate linear 1.6% Per Vac from 100 to 90Vac)

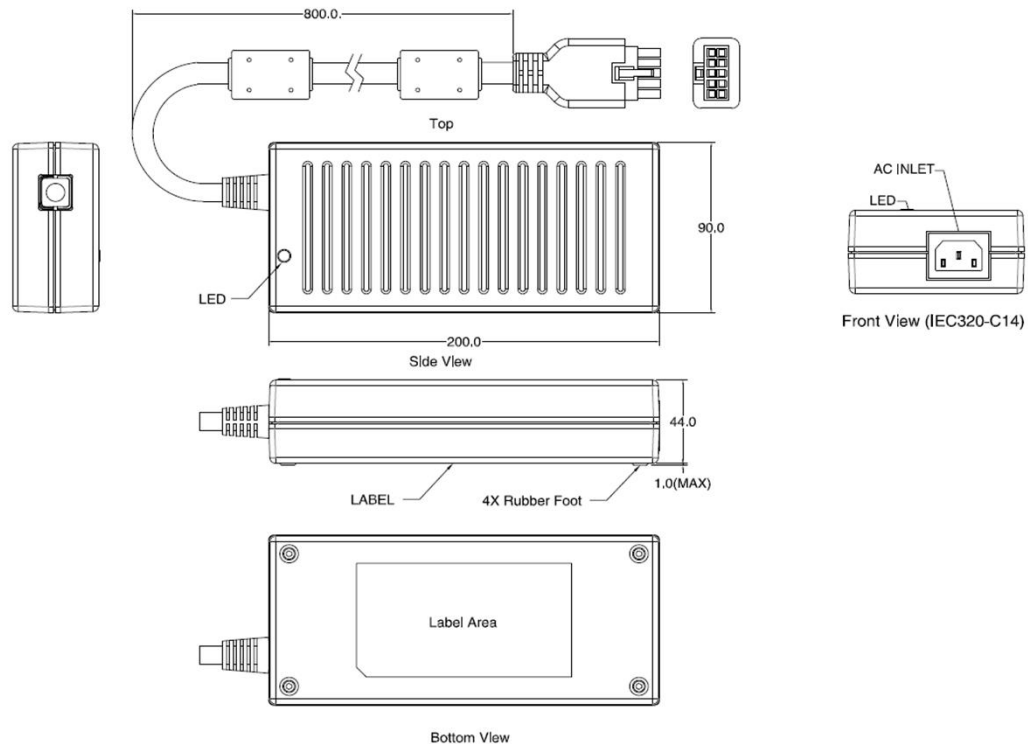
*90-264V 5V The current can be 14A max





Dimensions Diagrams

180W



Dimension : L200(7.874") x W90(3.543") x H45(1.77")mm
NOTE : TOLERANCE: +/-1mm(0.04")(LxWxH)

Note:

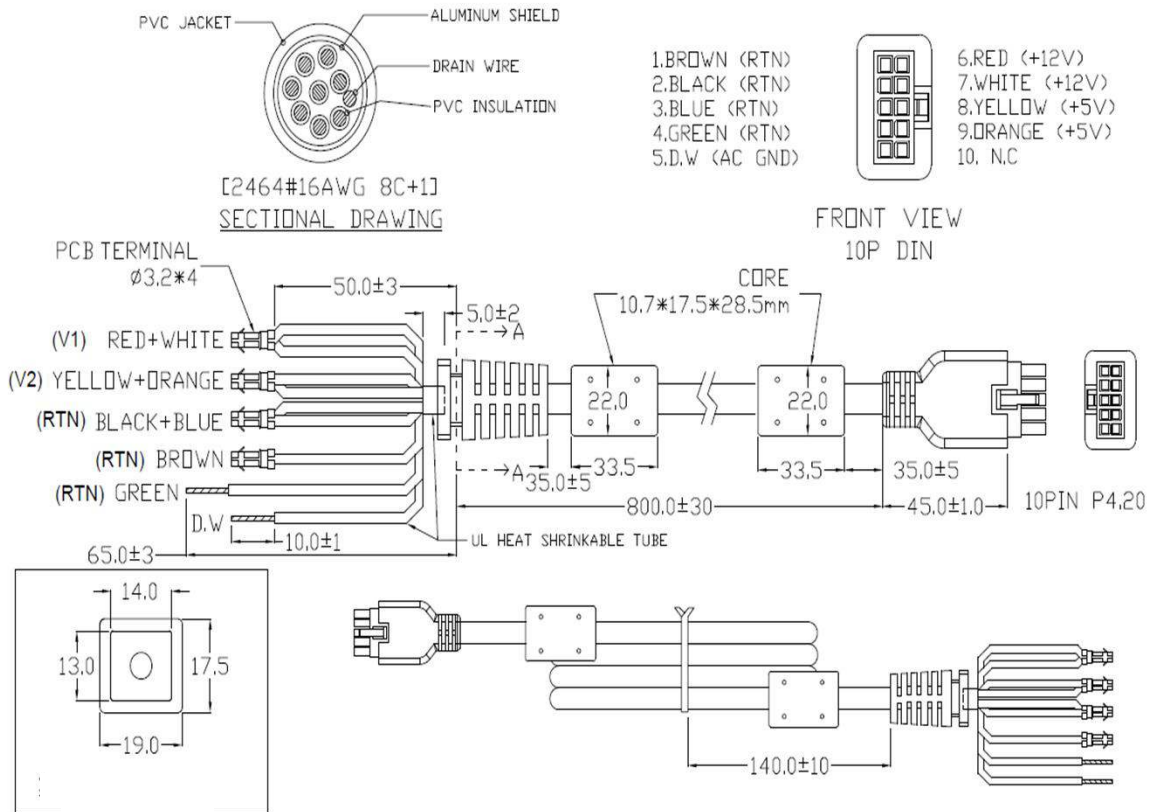
1. AC Inlet :
IEC320-C14
2. Plastic Case Color : Black
3. Tolerance : ± 0.5 mm
4. Unit : mm





Dimensions Diagrams

DTE180-0512FWX-F-W6



DC Output Connector

Standard male plug(power supply side): 10PIN Mini Fit Pitch : 4.20

Mating Connector : Molex P/N: 39-28-123 or equivalent

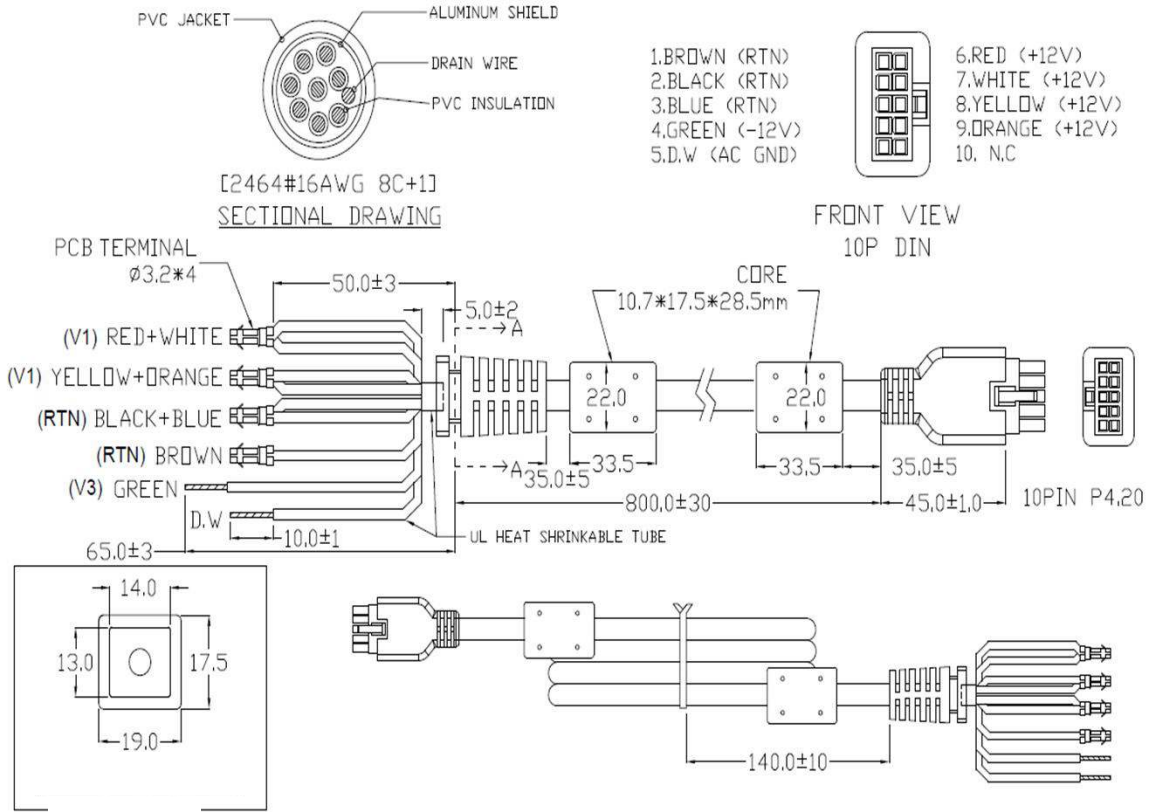
DC output cable: 8C+1, UL2464, 16AWG, VW-1, 80





Dimensions Diagrams

DTE180-1212FWX-F-W6



DC Output Connector

Standard male plug(power supply side): 10PIN Mini Fit Pitch : 4.20

Mating Connector : Molex P/N: 39-28-123 or equivalent

DC output cable: 8C+1, UL2464, 16AWG, VW-1, 80

