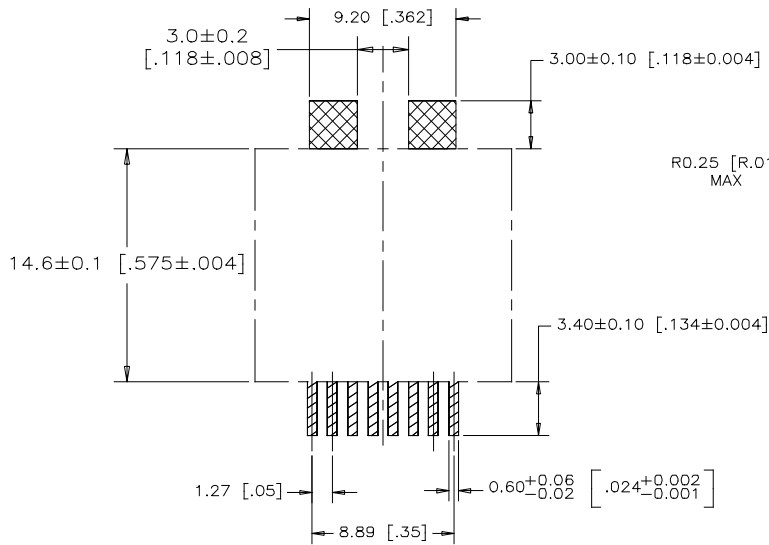
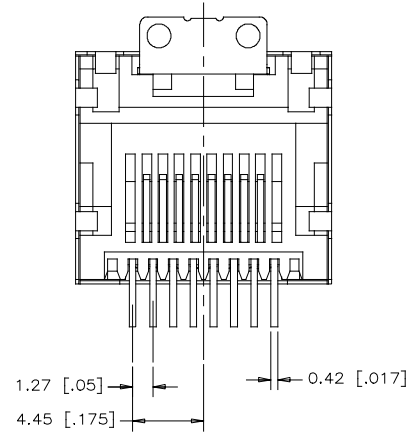
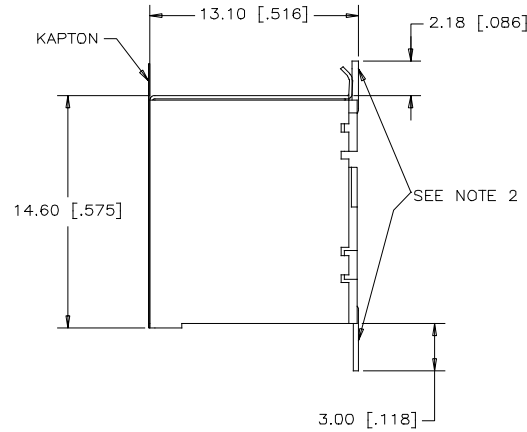
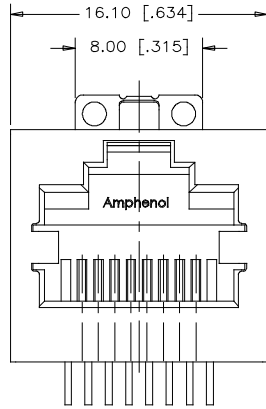
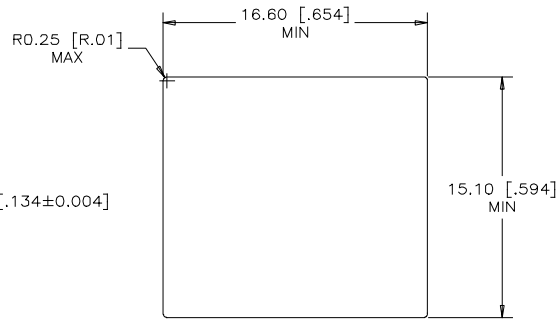


REVISIONS			
REV.	ECN, ERN NO.	DATE	APPROVED
A	PROPOSAL DRAWING	AUG12/14	L.CHAN
B	ADD A VIEW TO SHOW KAPTON POSITION	SEP01/14	L.CHAN
C	DRAWING REVISED	NOV21/14	L.CHAN



RECOMMENDED P.C.B. LAYOUT
(COMPONENT SIDE OF BOARD)



RECOMMENDED PANEL CUTOUT

1.MATERIALS:
HOUSING: HIGH TEMPERATURE THERMOPLASTIC,
FLAMMABILITY RATING UL 94V-0,
COLOR: BLACK

CONTACT: PHOSPHOR BRONZE
PLATING: SELECTIVELY PLATED GOLD REFER TO PART
NUMBER OPTIONS ON MATING SURFACE.
50 U" MIN. NICKEL OVERALL
100 U" MIN. BRIGHT TIN OR
GOLD FLASH ON CONTACT TAILS.

HOLD DOWN: COPPER ALLOY PLATED WITH BRIGHT TIN,
SHIELDED: BRASS WITH NICKEL PLATED

2.COPLANARITY SPECIFICATION:
WITH THE MODULAR JACK SITTING ON A LEVEL SURFACE, THE
MAXIMUM GAP BETWEEN THE LEVEL SURFACE AND ALL TERMINAL
TAILS AND BOTH FITTING NAILS IS 0.10 [.004].

PART NUMBER: RJE23-188-1X17-T

GOLD PLATING

- 1 = 6u" INCH
- 2 = 15u" INCH
- 3 = 30u" INCH
- 4 = 50u" INCH

UNLESS SPECIFIED OTHERWISE	DRAWN	J.FENG	AUG12/14
PRIMARY UNITS MILLIMETERS	CHECKED	L.CHAN	AUG12/14
SECONDARY INCHES	M.E. APP'D		
REFERENCE IN PARENTHESES	Q.A. APP'D		
GENERAL TOLERANCES	DWG APP'D		
1 DECIMAL PLACE ±0.38	ENG. REL. NO.		
2 DECIMAL PLACES ±0.25	REF.		
3 DECIMAL PLACES ±0.13	THIRD ANGLE PROJECTION		
ANGULAR DEGREES ±3°	DO NOT SCALE DRAWING		

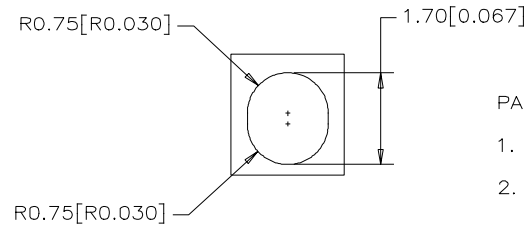
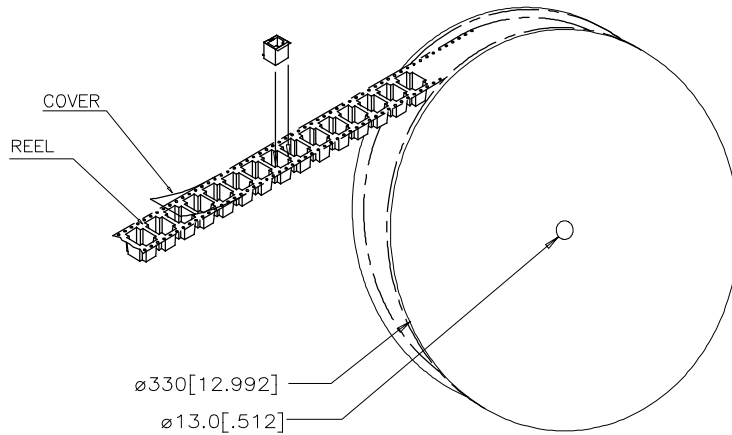
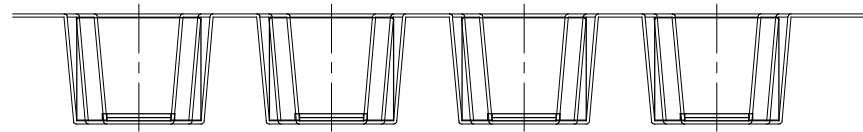
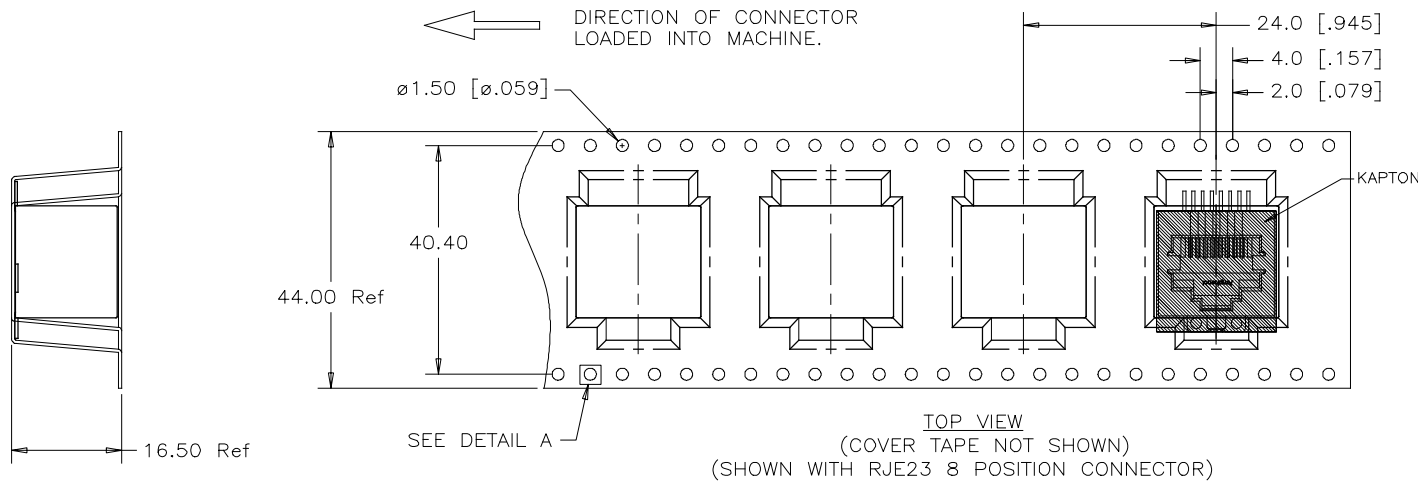
Amphenol Canada Corp.

TITLE SINGLE-PORT MODULAR JACK, TOP ENTRY,
8 POSITIONS, 8 CONTACTS, SURFACE MOUNT,
SHIELDED, WITH KAPTON, T&R PACKAGE
-RoHS COMPLIANT

DWG NO. P-RJE23-188-1X17-T

CODE ID NO. 03554 DWG SIZE C SCALE N/A SHEET 1 OF 2

REVISIONS			
REV.	ECN, ERN NO.	DATE	APPROVED
A	PROPOSAL DRAWING	AUG12/14	L.CHAN
B	ADD A VIEW TO SHOW KAPTON POSITION	SEP01/14	L.CHAN
C	DRAWING REVISED	NOV21/14	L.CHAN



DETAIL A
SCALE 4:1

PACKAGING NOTES:

1. ONE REEL SHOULD HOLD 120 CONNECTORS.
2. 5 EMPTY CAVITIES FOR CARRIER TAPE LEADER & 5 EMPTY CAVITIES FOR CARRIER TAPE TRAILER.
3. A FULLY LOADED CARTON SHOULD CONTAIN 5 REELS(600 PCS) OF CONNECTORS.

UNLESS SPECIFIED OTHERWISE	DRAWN	J.FENG	AUG12/14	Amphenol Canada Corp.
PRIMARY UNITS MILLIMETERS	CHECKED	L.CHAN	AUG12/14	
SECONDARY INCHES	M.E. APP'D			
REFERENCE IN PARENTHESSES	Q.A. APP'D			
GENERAL TOLERANCES	DWG APP'D			TITLE
1 DECIMAL PLACE ±0.38	ENG. REL. NO.			SINGLE-PORT MODULAR JACK, TOP ENTRY, 8 POSITIONS, 8 CONTACTS, SURFACE MOUNT, SHIELDED, WITH KAPTON, T&R PACKAGE -RoHS COMPLIANT
2 DECIMAL PLACES ±0.25	REF.			DWG NO.
3 DECIMAL PLACES ±0.13	THIRD ANGLE PROJECTION			P-RJE23-188-1X17-T
ANGULAR DEGREES ±3°	DO NOT SCALE DRAWING			REV
				C
				CODE ID NO. 03554 DWG SIZE C SCALE N/A SHEET 2 OF 2