



Main

| | |
|------------------------------------|--|
| Range of Product | Telemecanique Inductive proximity sensors XS |
| Series name | General purpose |
| Sensor Type | Inductive proximity sensor |
| Sensor name | XS1 |
| Sensor design | Cylindrical M8 |
| Size | 33 mm |
| Body type | Fixed |
| Detector flush mounting acceptance | Flush mountable |
| Material | Metal |
| Type of output signal | Discrete |
| Wiring Technique | 3-wire |
| [Sn] nominal sensing distance | 0.10 in (2.5 mm) |
| Discrete output function | 1 NO |
| Output circuit type | DC |
| Discrete output type | NPN |
| Electrical connection | Cable |
| Cable length | 6.56 ft (2 m) |
| [Us] rated supply voltage | 12...24 V DC reverse polarity protection |
| Switching capacity in mA | <= 200 mA overload and short-circuit protection |
| IP degree of protection | IP65 conforming to IEC 60529 IP67 conforming to IEC 60529 |

Complementary

| | |
|--------------------------|----------------------------|
| Thread type | M8 x 1 |
| Detection face | Frontal |
| Front material | PPS |
| Enclosure Material | Nickel Plated Brass |
| Operating zone | 0.00...0.08 in (0...2 mm) |
| Differential travel | 1...15% of Sr |
| Cable composition | 3 x 0.11 mm ² |
| Wire insulation material | PvR |
| Status LED | Output state 1 LED yellow) |
| Supply voltage limits | 10...36 V DC |
| Switching frequency | <= 2500 Hz |
| Maximum voltage drop | <2 V (closed) |
| Current consumption | <= 10 mA no-load |
| Maximum delay first up | 10 ms |
| Maximum delay response | 0.2 ms |
| Maximum delay recovery | 0.2 ms |
| Marking | CE |
| Threaded length | 0.98 in (25 mm) |
| Length | 1.30 in (33 mm) |
| Net Weight | 0.15 lb(US) (0.07 kg) |

Environment

| | |
|---------------------------------------|---|
| Product Certifications | UL CSA |
| Ambient Air Temperature for Operation | -13...158 °F (-25...70 °C) |
| Ambient Air Temperature for Storage | -40...185 °F (-40...85 °C) |
| Vibration resistance | 25 gn +/- 2 mm 10...55 Hz)IEC 60068-2-6 |
| Shock resistance | 50 gn 11 ms IEC 60068-2-27 |

Ordering and shipping details

| | |
|-----------------------|---|
| Category | 21571-SENSORS, ELECTRONIC BASIC XU & XS |
| Discount Schedule | DS2 |
| GTIN | 3389119036085 |
| Nbr. of units in pkg. | 1 |
| Package weight(Lbs) | 2.05 oz (58.0 g) |
| Returnability | No |
| Country of origin | FR |

Packing Units

| | |
|------------------------------|------------------------|
| Unit Type of Package 1 | PCE |
| Package 1 Height | 5.12 in (13 cm) |
| Package 1 width | 1.69 in (4.3 cm) |
| Package 1 Length | 3.74 in (9.5 cm) |
| Unit Type of Package 2 | BAG |
| Number of Units in Package 2 | 1 |
| Package 2 Weight | 2.05 oz (58.0 g) |
| Package 2 Height | 0.79 in (2 cm) |
| Package 2 width | 7.87 in (20 cm) |
| Package 2 Length | 5.91 in (15 cm) |
| Unit Type of Package 3 | S02 |
| Number of Units in Package 3 | 22 |
| Package 3 Weight | 3.82 lb(US) (1.731 kg) |
| Package 3 Height | 5.91 in (15 cm) |
| Package 3 width | 11.81 in (30 cm) |
| Package 3 Length | 15.75 in (40 cm) |

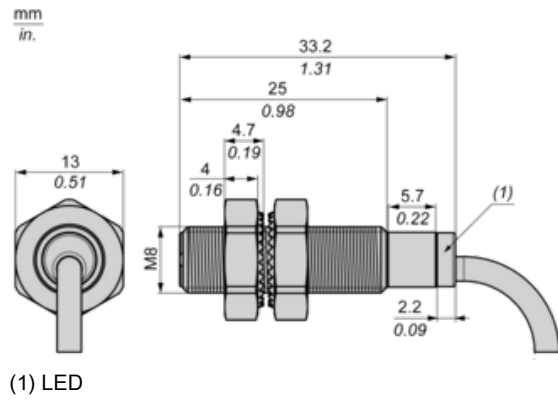
Offer Sustainability

| | |
|----------------------------|---|
| Sustainable offer status | Green Premium product |
| California proposition 65 | WARNING: This product can expose you to chemicals including: Diisononyl phthalate (DINP), which is known to the State of California to cause cancer, and Di-isodecyl phthalate (DIDP), which is known to the State of California to cause birth defects or other reproductive harm. For more information go to www.P65Warnings.ca.gov |
| REACH Regulation | REACH Declaration |
| EU RoHS Directive | Pro-active compliance (Product out of EU RoHS legal scope) EU RoHS Declaration |
| Mercury free | Yes |
| RoHS exemption information | Yes |
| Environmental Disclosure | Product Environmental Profile |
| Circularity Profile | End Of Life Information |

Contractual warranty

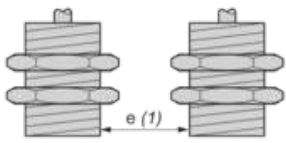
| | |
|----------|-----------|
| Warranty | 18 months |
|----------|-----------|

Dimensions



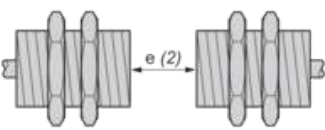
Minimum Mounting Distances in mm

Side by side



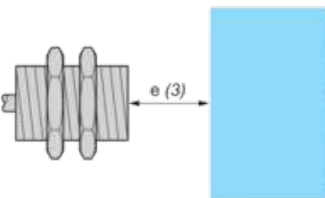
$e (1) \geq 5 \text{ mm}/0.20 \text{ in.}$

Face to face



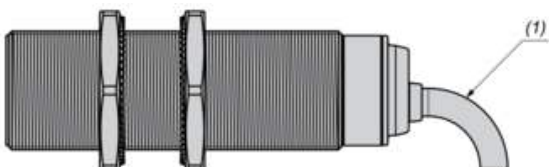
$e (2) \geq 30 \text{ mm}/1.18 \text{ in.}$

Facing a metal object



$e (3) \geq 8 \text{ mm}/0.31 \text{ in.}$

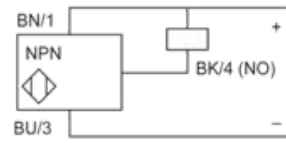
Mounting



(1) Bending cable: 4 x external cable diameter

Wiring Schemes

NPN



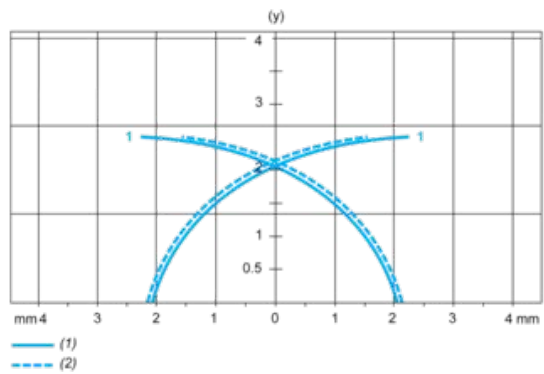
BU : Blue

BN : Brown

BK : Black

Performance Curves

Standard Steel Target (mm) : 8x8x1



(1) Pick-up points

(2) Drop-out points (object approaching from the side)

(y) Sensing distance in mm