

THIS DRAWING IS UNPUBLISHED. RELEASED FOR PUBLICATION  
 © COPYRIGHT BY TYCO ELECTRONICS CORPORATION. ALL RIGHTS RESERVED.

LOC		DIST		REVISIONS			
P	LTR	DESCRIPTION		DATE	DWN	APVD	
AF	50	D1	REVISED PER ECR 05-008085		19AUG05	JR	KR

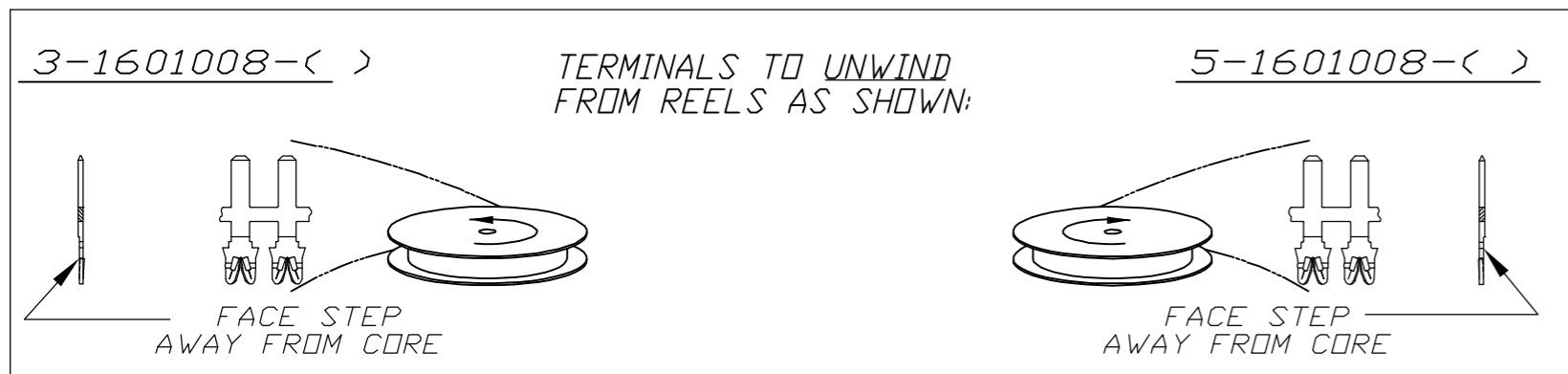
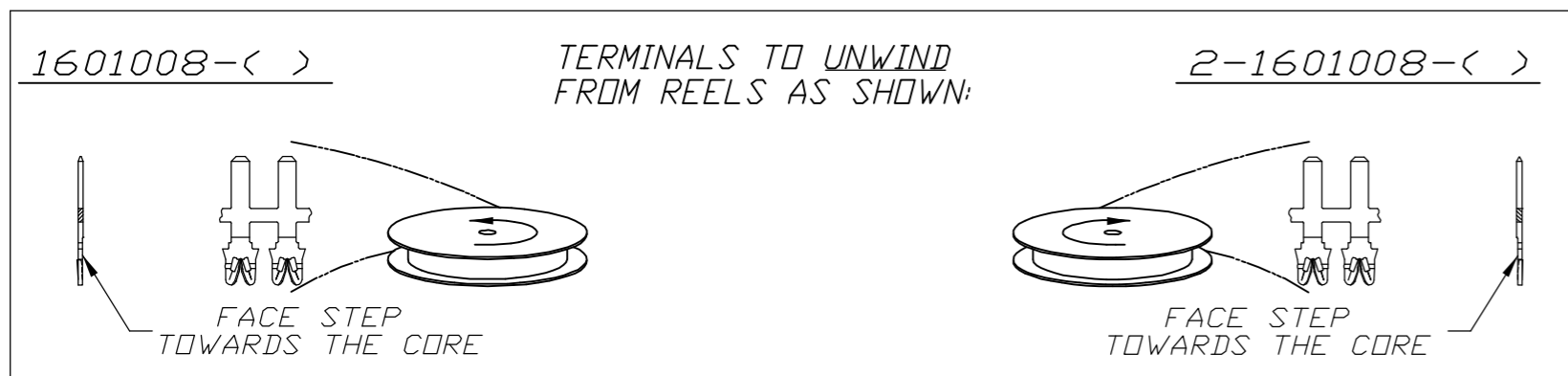
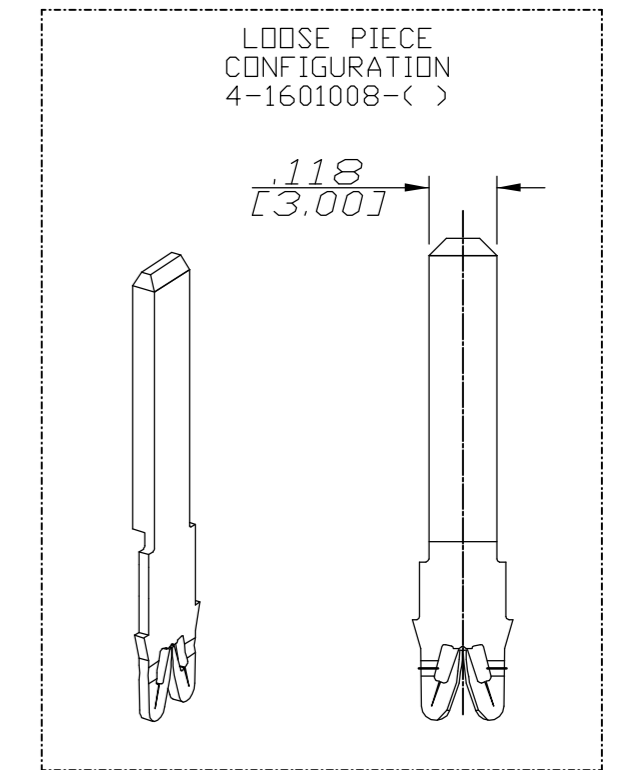
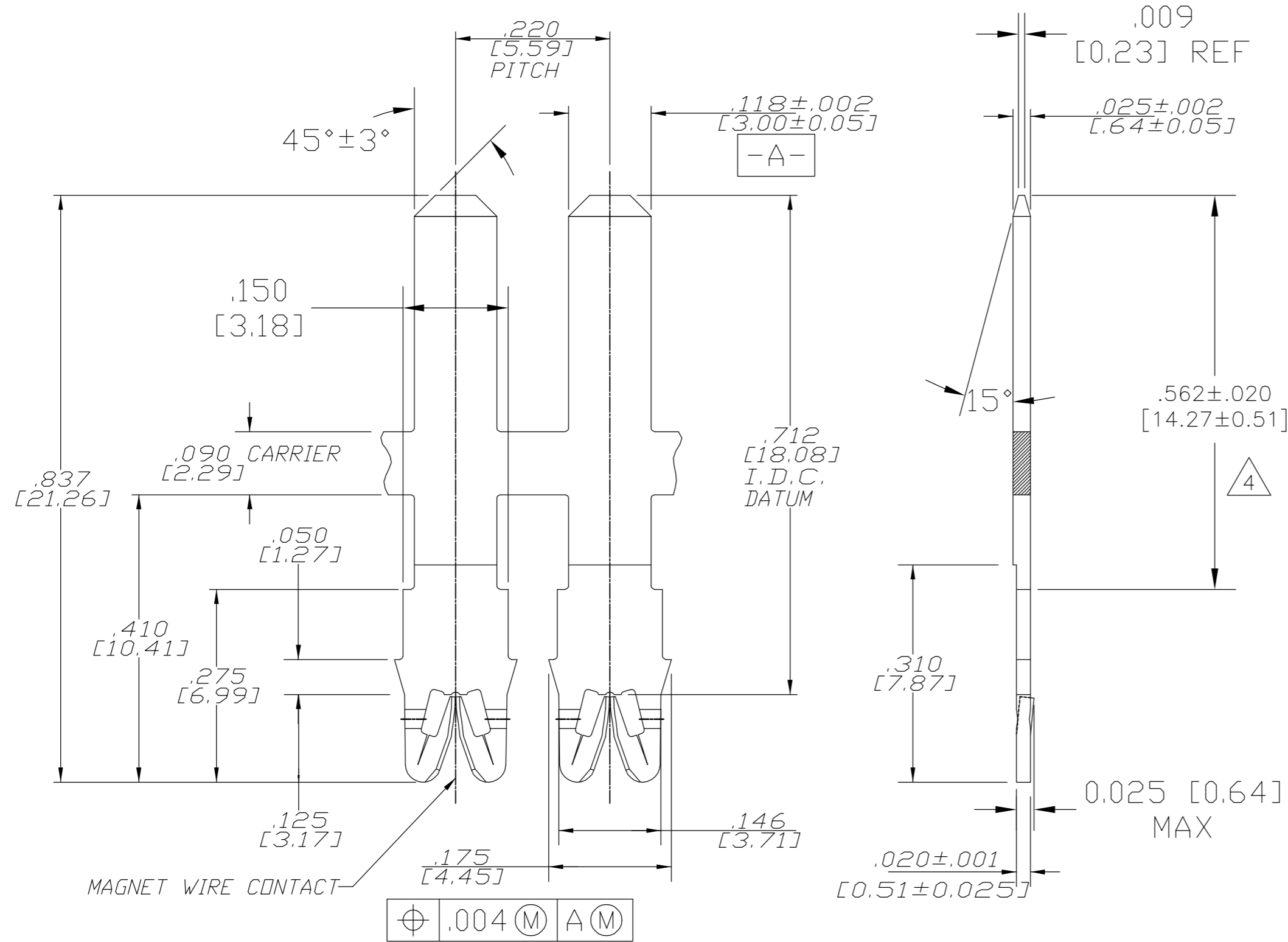
1. SPECIFICATIONS:  
 MAGNET WIRE #18 - #34 AWG,  
 .040" (1.02mm) - .006" (0.16mm) DIA.  
 OTHER SIZES MAY BE ACCOMMODATED,  
 CONSULT TYCO ELECTRONICS FOR APPROVAL.

2. POCKET RECOMMENDATION:  
 #1601425

3. NOTES:  
 TERMINALS SUPPLIED ON REELS,  
 CAN BE SUPPLIED LOOSE PIECE,

4. SELECTIVE PLATE THIS AREA:  
 .000030 [0.00076] MIN GOLD PLATE OVER  
 .000050 [0.00127] MIN NICKEL UNDERPLATE  
 OVER ENTIRE TERMINAL.

5. PRELIMINARY - NOT FOR PRODUCTION.



-	-	-
Pre-Tin Plate over Copper Underplate	-	5-1601008-2
Pre-Tin Plate over Copper Underplate	-	3-1601008-2
4	-	5 1601008-3
UNPLATED	-	5 1601008-1
Pre-Tin Plate over Copper Underplate	131-017-014	1601008-2
FINISH		REFERENCE PART NUMBER
THIS DRAWING IS A CONTROLLED DOCUMENT.		TYCO PART NUMBER
DIMENSIONS: INCHES	TOLERANCES UNLESS OTHERWISE SPECIFIED:	tyco Tyco Electronics Corporation Harrisburg, Pa 17105-3608
0 PLC ± -	1 PLC ± -	NAME STANDARD RANGE WIRE TO .118 X .025 TAB SIAMEZE TERMINAL
2 PLC ± .01[0.25]	3 PLC ± .005[0.13]	
4 PLC ± -	ANGLES ± 2°	
FINISH SEE TABLE		
MATERIAL BRASS, FULL HARD	FINISH SEE TABLE	SIZE A2
CUSTOMER DRAWING		CAGE CODE 00779
		DRAWING NO C=1601008
		RESTRICTED TO -
		SCALE 1:1
		SHEET 1 OF 1
		REV D1