

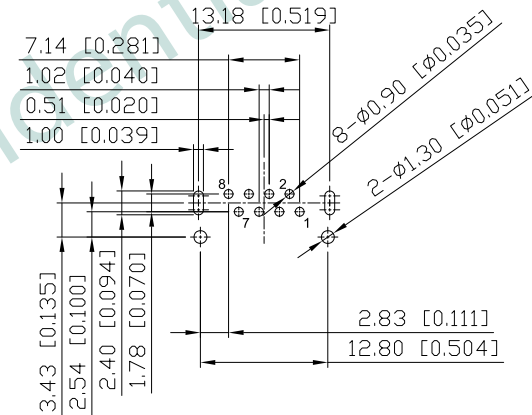
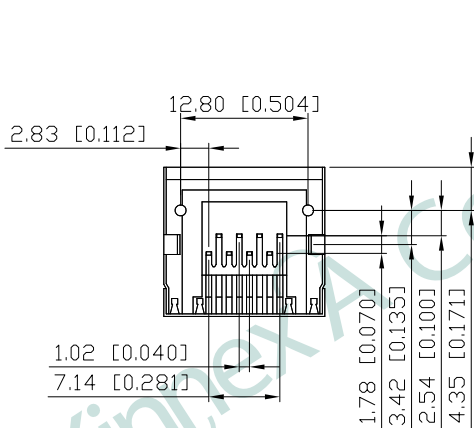
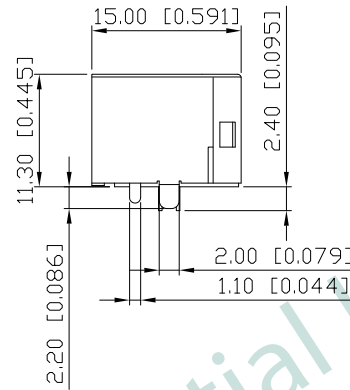
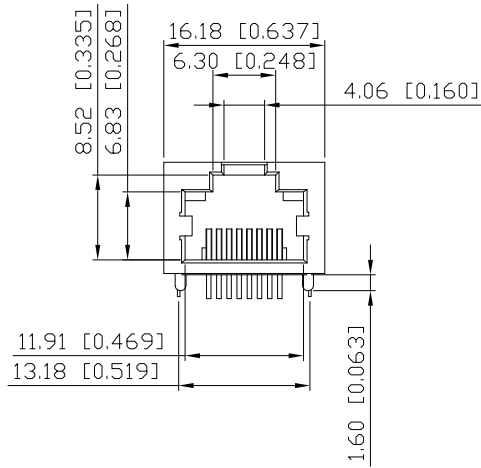
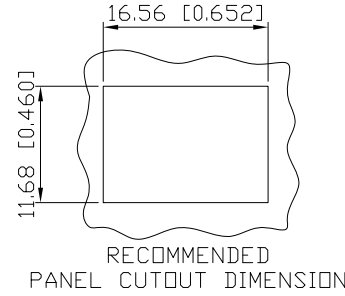
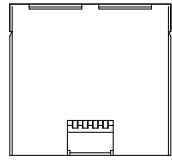
1. MECHANICAL DIMENSIONS :

REV.	DATE	DESCRIPTION
01	Jan. 09, '18	1st RELEASE

NOTES:

- MATERIAL:
HOUSING: HIGH THERMOPLASTIC, UL94V-0, BLACK
CONTACTS: PHOS-BRONZE,
6u" GOLD PLATING ON CONTACT AREA,
GOLD FLASH PLATING ON SOLDER TAIL,
NICKEL UNDERPLATED OVERALL
SHIELD: COPPER ALLOY, NICKEL PLATING
- OPERATING TEMPERATURE: -40°C~+85°C
- INSERTION FORCE: 4 POUNDS MAX.
EXTRACTION FORCE: 4 POUNDS MAX.
- DURABILITY: 750 MATING CYCLED MIN.
- CAVITY CONFORMS TO FCC RULES AND REGULATIONS PART 68, SUBPART F.
- UNSPECIFIED TOLERANCE: .XX ±0.25[0.010]
.X ±0.30[0.012]

A
B
C
D
E
F



KRM-S-01-8-8-0-6B4

PRODUCT SERIES
KRM : LATCH UP THRU HOLE

SHIELDED
S: SHIELDED

NO. OF PORTS

NO. OF POSITION

NO. OF CONTACT

CONTACT GOLD PLATING OPTION

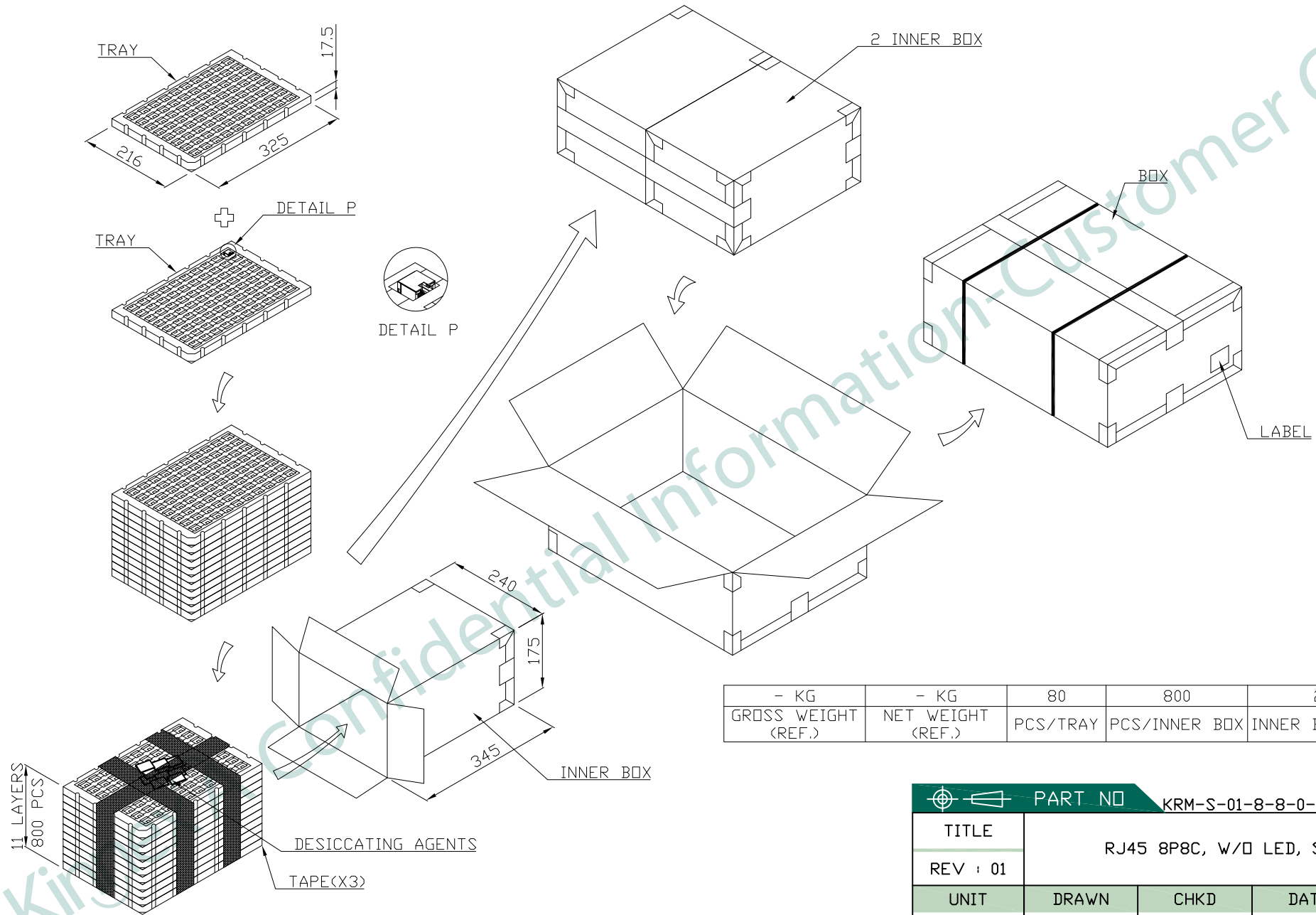
SERIAL NUMBER

RUNNING CODE

LED COLOR OPTION

PART NO		TITLE		
KRM-S-01-8-8-0-6B4		RJ45 8P8C, W/O LED, SHIELDED		
REV : 01				
UNIT	DRAWN	CHKD	DATE	SHEET
mm[inch]	CINDY	DANIEL	Jan. 09, '18	1 of 3

2. PACKING SPECIFICATION:



PART NO		KRM-S-01-8-8-0-6B4			
TITLE		RJ45 8P8C, W/O LED, SHIELDED			
REV : 01					
UNIT	DRAWN	CHKD	DATE	SHEET	
mm[inch]	CINDY	DANIEL	Jan. 09, '18	2 of 3	

DWG NO KRM-S-01-8-8-0-6B4

KinnexA, INC. 8F, No. 172, CHENG TEH ROAD SEC. 4, TAIPEI 11167, TAIWAN

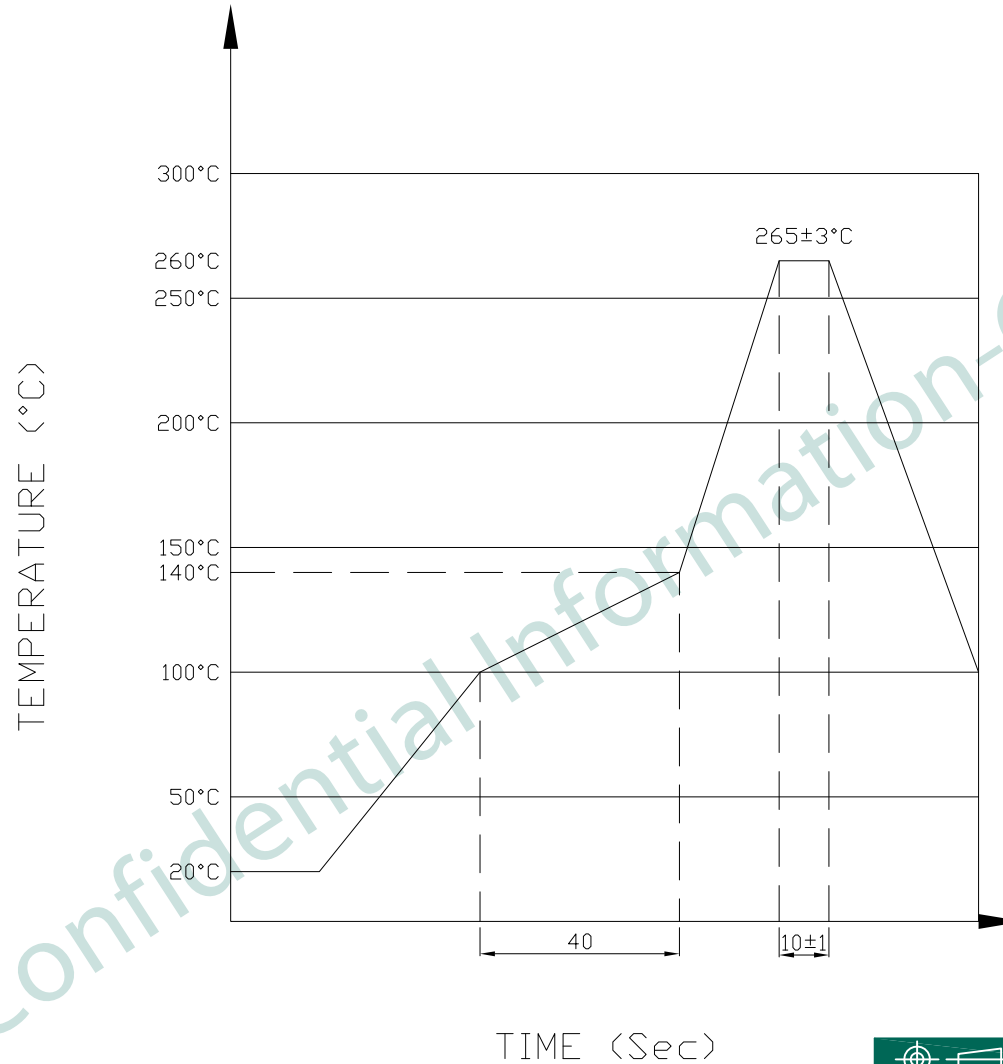
PRELIMINARY RELEASE SUBJECT TO CHANGE

※ THIS DRAWING IS A CONTROLLED DOCUMENT ※

Connected by

RoHS Compliant

3. PROFILE OF WAVE SOLDER :



The measuring point for the specified temperature shall be on the soldered part of the lead

PART NO KRM-S-01-8-8-0-6B4				
TITLE	RJ45 1X4 8P8C, W/LED, SHIELDED			
REV : 01				
UNIT	DRAWN	CHKD	DATE	SHEET
mm[inch]	CINDY	DANIEL	Jan. 09, '18	3 of 3