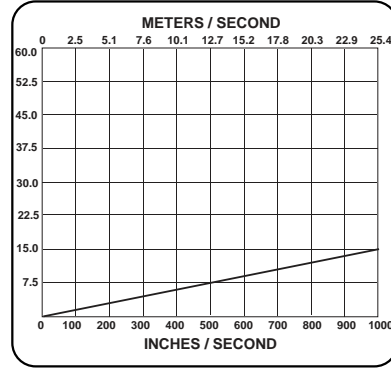




3/8 1/2 M12*
**MA215HT
 MA315HT
 SEALED
 FRONT-END
 HI-TEMP
 VRS SENSORS**



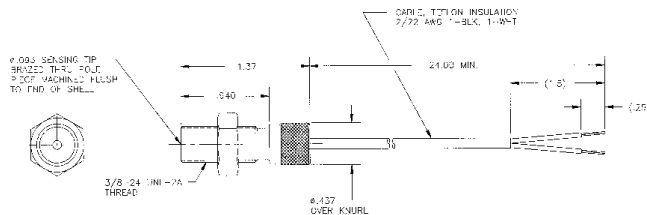
V P/P

FOR HIGH TEMPERATURE SPEED SENSING APPLICATIONS IN WHICH THE SENSOR TIP IS EXPOSED TO LIQUIDS, OILS, OR FLUIDS.

TEST CONDITION: A **VRS Tech Data**

VIBRATION: Meets Mil-Std 202F Method 204D

For Applications Up to 400F (205C)



OUTPUT VOLTAGE: 15 V P-P min.

COIL RESISTANCE: 68 OHMS max.

INDUCTANCE: 16 mH max.

GEAR PITCH RANGE: 26 DP (Module .98) or Coarser
 Optimum 24 (Module 1.06)

MIN. SURFACE SPEED: 30 IPS (.75 m/Sec) Typical

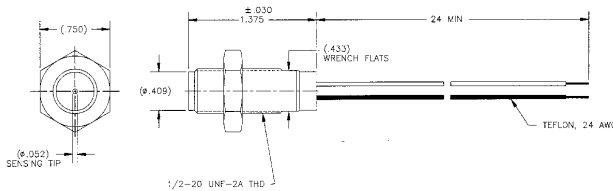
MAX. OPER. FREQ.: 60 KHz Typical

OPER. TEMP. RANGE: -40 to 400F (-40 to 205C)

POLE PIECE DIA.: .093" (2.36mm)

MODEL	THREAD LENGTH	WEIGHT
MA215HT	.9" (22mm)	1.0 oz. (28 gr.)

For Applications Up to 500F (260C)



OUTPUT VOLTAGE: 15 V P-P min.

COIL RESISTANCE: 110 OHMS Typical

INDUCTANCE: 31 mH max.

GEAR PITCH RANGE: 32 DP (Module .8) or Coarser
 Optimum 26 (Module .98)

MIN. SURFACE SPEED: 20 IPS (.75 m/Sec) Typical

MAX. OPER. FREQ. : 50 KHz Typical

OPER. TEMP. RANGE: -40 to 500F (-40 to 260C)

POLE PIECE DIA.: .062" (1.57mm)

MODEL	THREAD LENGTH	WEIGHT
MA315HT	1.0" (25mm)	1.0 oz. (28 gr.)

*For Metric Mounting Thread Versions, add "M" as the first character of the model number.
 Contact Invensys/Electro for availability and pricing.

Invensys Sensor Systems / Electro Corporation, U.S.A.
 Tel. 941-355-8411 www.speed-position.invensys.com Fax 941-355-3120



ISO
 9001