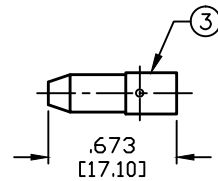
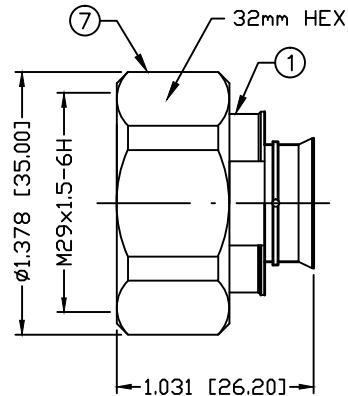


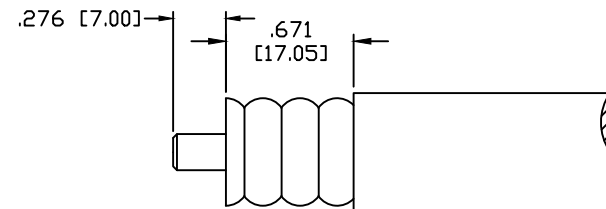
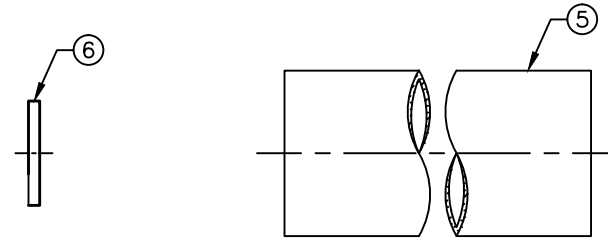
PART NO.

**RFD-1601DS-H1**

REV	DESCRIPTION	DWN	DATE	APPROVED
A	ADDED TRIM TOOL NOTE	CZS	07/19/19	JDMc



SOLDER ONLY PIN



RECOMMENDED STRIPPING DIMENSIONS

**SPECIFICATIONS:**

INTERFACE: IEC61169-4  
 IMPEDANCE: 50 OHMS  
 FREQUENCY RANGE: DC-7.5 GHz  
 VSWR MAX: <1.15:1 @ 3 GHz  
 3rd ORDER IM: ≤ -160 dBc  
 DIELECTRIC WITHSTANDING VOLTAGE: 1500V  
 INSULATION RESISTANCE: 10000M OHM  
 TEMPERATURE RANGE: -40°C TO +155°C  
 FOR LCF12-50JFN, LDF4-50A, ICA12-50JPL, PD353784 & SPF

USE OF CABLE TRIM TOOL IS RECOMMENDED  
USE COMPATIBLE TRIM TOOL SUCH AS:  
TRIM-SET-C12-C02 & TRIM-ICA12-C02

#	DESCRIPTION	QTY	MATERIAL	FINISH
7	COUPLING NUT	1	BRASS	WHITE BRONZE
6	SPACER	1	PTFE	----
5	TUBING	1	HEAT SHRINK	----
4	O-RING	1	RUBBER	----
3	PIN	1	BRASS	SILVER
2	INSULATOR	1	PTFE	----
1	BODY	1	BRASS	WHITE BRONZE

CUSTOMER OUTLINE DRAWING	
ALL DIMENSIONS ARE REFERENCE ONLY	
UNLESS OTHERWISE SPECIFIED: DIMENSIONS ARE IN INCHES AND [MILLIMETERS]	
DRAWN C. ZUNIGA	07/19/19
CHECKED	
ORJ DRAWN C. ZUNIGA	07/13/18

**RoHS  
COMPLIANT**

PROPRIETARY AND CONFIDENTIAL  
 THIS DRAWING CONTAINS  
 INFORMATION PROPRIETARY TO  
 RF INDUSTRIES. ANY  
 UNAUTHORIZED USE OF THIS  
 DRAWING IS EXPRESSLY  
 PROHIBITED WITHOUT WRITTEN  
 PERMISSION FROM RF  
 INDUSTRIES. ANY VIOLATION IS  
 PUNISHABLE UNDER U.S.  
 COPYRIGHT LAWS.

**RFconnectors**  
 DIVISION OF RF INDUSTRIES, LTD.

RFINDUSTRIES.COM  
 7610 MIRAMAR RD.  
 SAN DIEGO, CA 92126  
 (858) 549-6340  
 (858) 549-6345 FAX

7/16 DIN PLUG			
DIRECT SOLDER FOR 1/2" FLEX CABLE			
CABLE GROUP H1	DWG # <b>RFD-1601DS-H1</b>	REVISION A	
FORMAT A	SCALE NTS	CONTROL # N/A	SHEET 1 OF 1