

5535512-1 ✓ ACTIVE

AMPMODU | Modu Connector System


TE Internal #: 5535512-1

PCB Mount Receptacle, Right Angle / Horizontal, Board-to-Board,
12 Position, 2.54 mm [.1 in] Centerline, Gold, Modu Connector
System

[View on TE.com >](#)



Connectors > PCB Connectors > PCB Headers & Receptacles



PCB Connector Assembly Type: **PCB Mount Receptacle**

PCB Mount Orientation: **Horizontal, Right Angle**

Connector System: **Board-to-Board**

Number of Positions: **12**

Number of Rows: **2**

Features

Product Type Features

Applied Pressure	High, Standard
PCB Connector Assembly Type	PCB Mount Receptacle
Connector System	Board-to-Board
Sealable	No
Connector & Contact Terminates To	Printed Circuit Board

Configuration Features

Stackable	Yes
PCB Mount Orientation	Horizontal, Right Angle
Number of Positions	12
Number of Rows	2

Electrical Characteristics

Insulation Resistance	5000 M Ω
Operating Voltage	333 VAC

Body Features

Connector Profile	Standard
Primary Product Color	Black

Contact Features

Contact Protection Type	Closed Entry Housing
-------------------------	----------------------



Mating Square Post Dimension	.64 mm[.025 in]
------------------------------	-----------------

PCB Contact Termination Area Plating Material Thickness	3.81 – 7.62 μ m
---	---------------------

Contact Shape & Form	Short Point
----------------------	-------------

PCB Contact Termination Area Plating Material	Tin
---	-----

Contact Base Material	Phosphor Bronze
-----------------------	-----------------

Contact Mating Area Plating Material	Gold
--------------------------------------	------

Contact Mating Area Plating Material Thickness	.762 μ m[30 μ in]
--	---------------------------

Contact Type	Socket
--------------	--------

Contact Current Rating (Max)	2 A
------------------------------	-----

Termination Features

Rectangular Termination Post & Tail Thickness	.2 mm[.008 in]
---	----------------

Rectangular Termination Post & Tail Width	.69 mm[.027 in]
---	-----------------

Termination Post & Tail Length	2.92 mm[.115 in]
--------------------------------	------------------

Termination Method to Printed Circuit Board	Through Hole - Solder
---	-----------------------

Mechanical Attachment

Mating Alignment	Without
------------------	---------

PCB Mount Retention	Without
---------------------	---------

PCB Mount Alignment	Without
---------------------	---------

Connector Mounting Type	Board Mount
-------------------------	-------------

Housing Features

Mating Entry Location	Side
-----------------------	------

Centerline (Pitch)	2.54 mm[.1 in]
--------------------	----------------

Housing Material	Polyester - GF
------------------	----------------

Dimensions

Connector Height	6.05 mm[.238 in]
------------------	------------------

Row-to-Row Spacing	2.54 mm, 7.87 mm[.31 in]
--------------------	--------------------------

Stack Height	8.13 mm[.32 in]
--------------	-----------------

PCB Thickness (Recommended)	1.4 – 2.4 mm[.055 – .094 in]
-----------------------------	------------------------------

Usage Conditions

Housing Temperature Rating	High
----------------------------	------

Operating Temperature Range	-65 – 125 °C[-85 – 221 °F]
-----------------------------	----------------------------

Operation/Application



Solder Process Feature	Board Standoff
------------------------	----------------

Circuit Application	Signal
---------------------	--------

Industry Standards

Approved Standards	CSA LR7189, UL E28476
--------------------	-----------------------

UL Flammability Rating	UL 94V-0
------------------------	----------

Packaging Features

Packaging Quantity	37
--------------------	----

Packaging Type	Box, Tube
----------------	-----------

Product Compliance

[For compliance documentation, visit the product page on TE.com>](#)

EU RoHS Directive 2011/65/EU	Compliant
------------------------------	-----------

EU ELV Directive 2000/53/EC	Compliant
-----------------------------	-----------

China RoHS 2 Directive MIIT Order No 32, 2016	No Restricted Materials Above Threshold
---	---

EU REACH Regulation (EC) No. 1907/2006	Current ECHA Candidate List: JUNE 2023 (235) Candidate List Declared Against: JUNE 2023 (235) Does not contain REACH SVHC
--	---

Halogen Content	Not Low Halogen - contains Br or Cl > 900 ppm.
-----------------	--

Solder Process Capability	Reflow solder capable to 260°C
---------------------------	--------------------------------

Product Compliance Disclaimer

This information is provided based on reasonable inquiry of our suppliers and represents our current actual knowledge based on the information they provided. This information is subject to change. The part numbers that TE has identified as EU RoHS compliant have a maximum concentration of 0.1% by weight in homogenous materials for lead, hexavalent chromium, mercury, PBB, PBDE, DBP, BBP, DEHP, DIBP, and 0.01% for cadmium, or qualify for an exemption to these limits as defined in the Annexes of Directive 2011/65/EU (RoHS2). Finished electrical and electronic equipment products will be CE marked as required by Directive 2011/65/EU. Components may not be CE marked. Additionally, the part numbers that TE has identified as EU ELV compliant have a maximum concentration of 0.1% by weight in homogenous materials for lead, hexavalent chromium, and mercury, and 0.01% for cadmium, or qualify for an exemption to these limits as defined in the Annexes of Directive 2000/53/EC (ELV). Regarding the REACH Regulation, the information TE provides on SVHC in articles for this part number is based on the latest European Chemicals Agency (ECHA) 'Guidance on requirements for substances in articles' posted at this URL: <https://echa.europa.eu/guidance-documents/guidance-on-reach>


Compatible Parts





TE Part # 5-146130-5
12 MODII HDR DRST SFMNT B/A LF



TE Part # 5-146257-6
12 MODII HDR DRST B/A .100CL L



TE Part # 87215-3
12 MODII HDR DRST UNSHRD .100



TE Part # 87227-6
12 MODII HDR DRST UNSHRD .100



TE Part # 87230-6
12 MODII HDR DRRA UNSHRD .100



TE Part # 86479-4
12 MODII HDR DRRA UNSHRD .100



TE Part # 103542-5
12 MODII HDR DRST UNSHRD A/PIN



TE Part # 103233-5
12 MODII HDR DRST UNSHRD A/PIN



TE Part # 2267065-6
12 MODII HDR DRST UNSHRD .100



TE Part # 2267066-6
12 MODII HDR DRST UNSHRD .100



TE Part # 2267067-6
12 MODII HDR DRRA UNSHRD .100



TE Part # 2267068-6
12 MODII HDR DRRA UNSHRD .100



TE Part # 5-103233-5
12 MODII HDR DRST UNSHRD A/PIN



TE Part # 5-146261-6
12 MODII HDR DRST B/A .100CL LF




TE Part # 5-146269-6
12 MODII HDR DRST B/A 100 W/HD




TE Part # 829043-6
6P MOD II BRK AWY HDR,DBL ROW, RT ANG,AU


Also in the Series | Modu Connector System




Automotive Housings(2)




Board-to-Board Jumpers & Shunts(5)




PCB Connector Covers(4)



PCB Connector Keying(4)

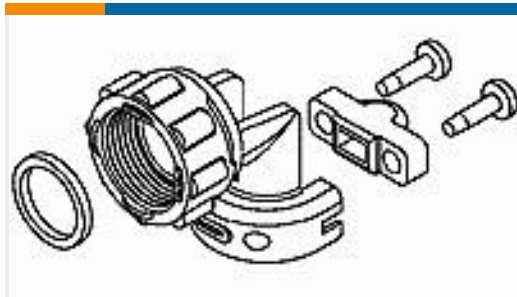




PCB Headers & Receptacles(1245)



Standard Edge Connectors(2)

Customers Also Bought

TE Part #796382-2
R/A STRN RELIEF KIT, SZ 23, CPCTE Part #5-146130-3
08 MODII HDR DRST SFMNT B/A LFTE Part #62228-1
187 FASTON REC 20-16 TPBRTE Part #647878-1
SERIES 50 & 75 CONTACT, 8 AWGTE Part #6469002-1
HM-ZD 4PR HDR 80P 5.2MMTE Part #640466-1
05P UMNL PIN HDR ASSY V2 NATLTE Part #62109-2
250 FASTON REC 18-14 AWG TPBRTE Part #63823-1
187 FASTON TAB TPBRTE Part #F75818-000
RNF-100-MINI-SPL-1/4-BKTE Part #E77288-000
RNF-100-MINI-SPL-3/16-BK

Documents

CAD Files

[3D PDF](#)

[3D](#)

Customer View Model

[ENG_CVM_CVM_5535512-1_A.2d_dxf.zip](#)

English

Customer View Model

[ENG_CVM_CVM_5535512-1_A.3d_igs.zip](#)



English

Customer View Model

[ENG_CVM_CVM_5535512-1_A.3d_stp.zip](#)

English

By downloading the CAD file I accept and agree to the [Terms and Conditions](#) of use.

Datasheets & Catalog Pages

[AMPMODU_INTERCONNECTION_SYSTEM_SECTION5](#)

English

Product Specifications

[Application Specification](#)

English

Product Environmental Compliance

[Product Compliance](#)

English

[Product Compliance](#)

English