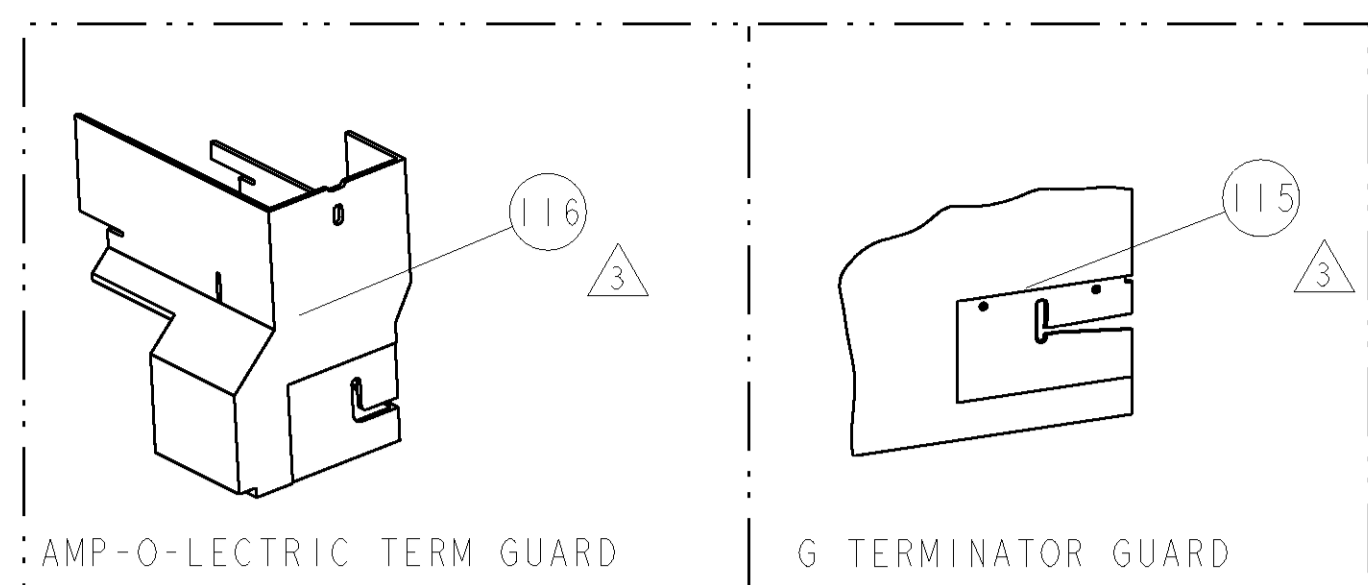


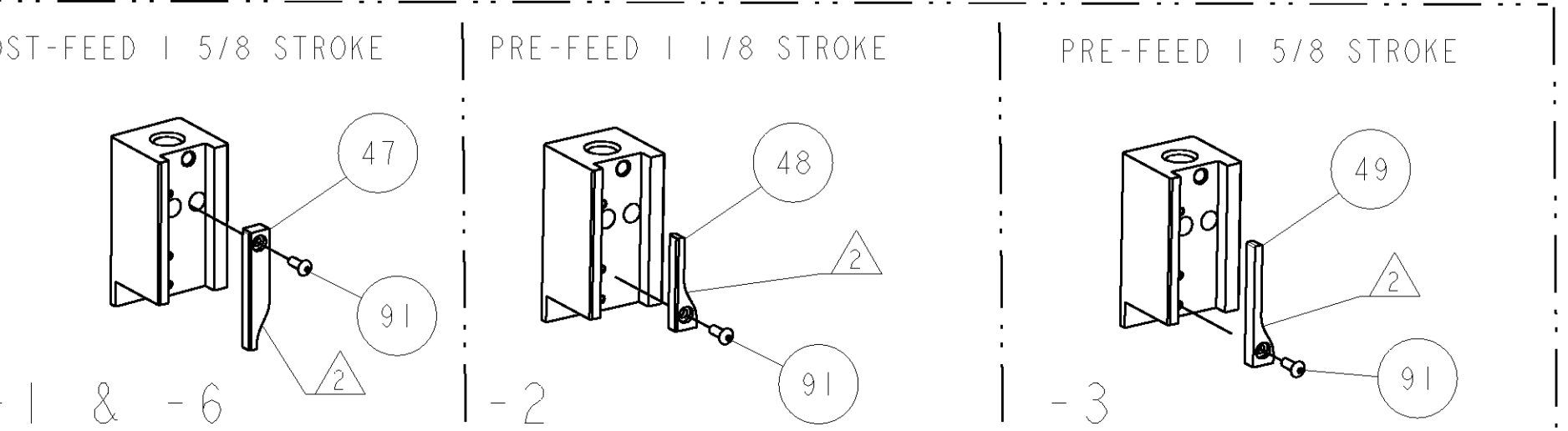
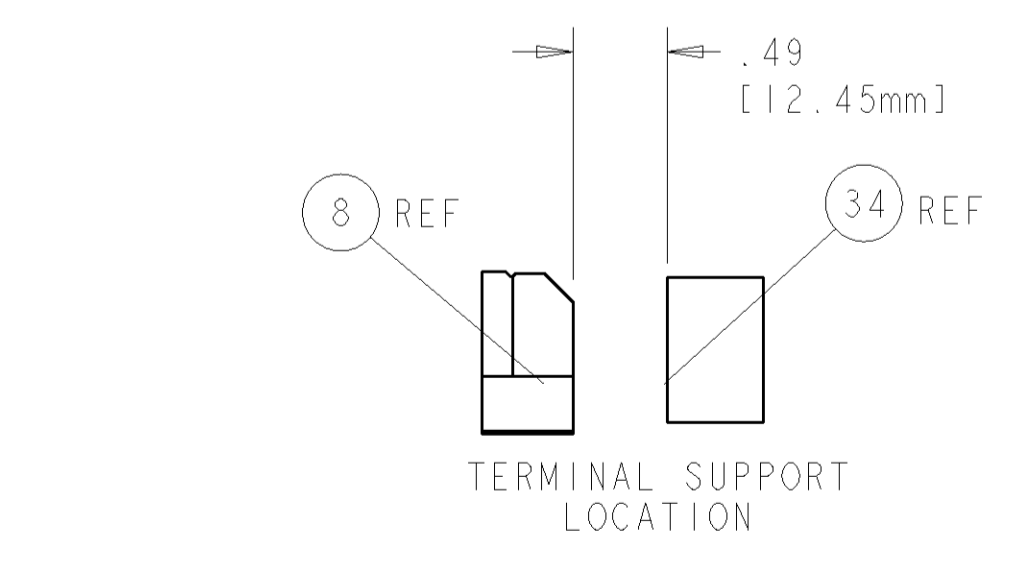
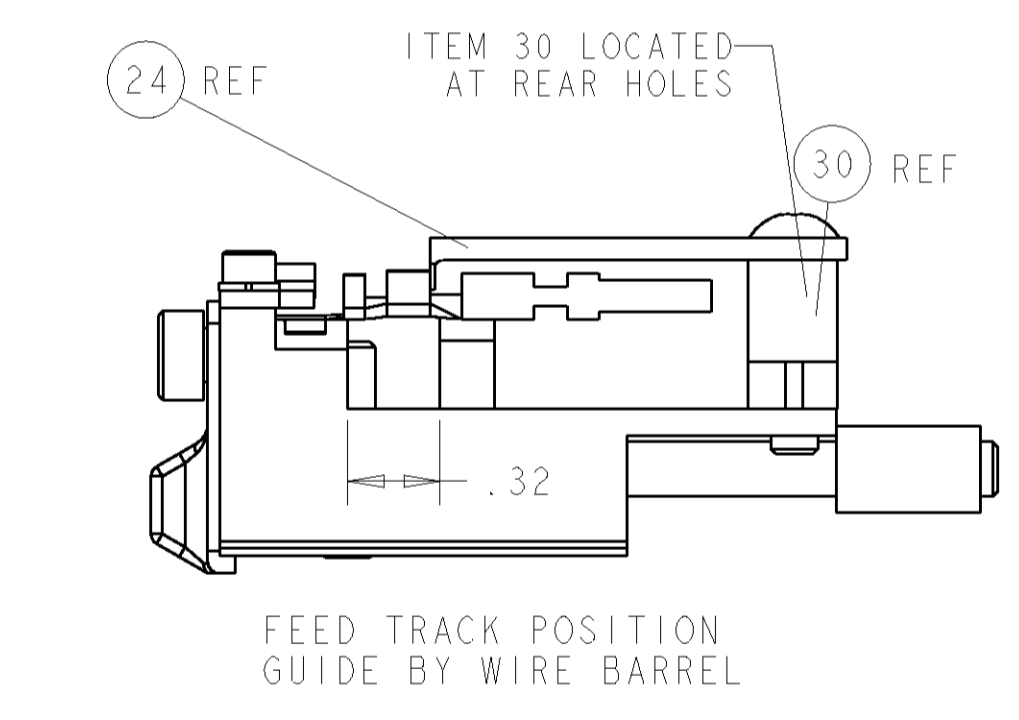
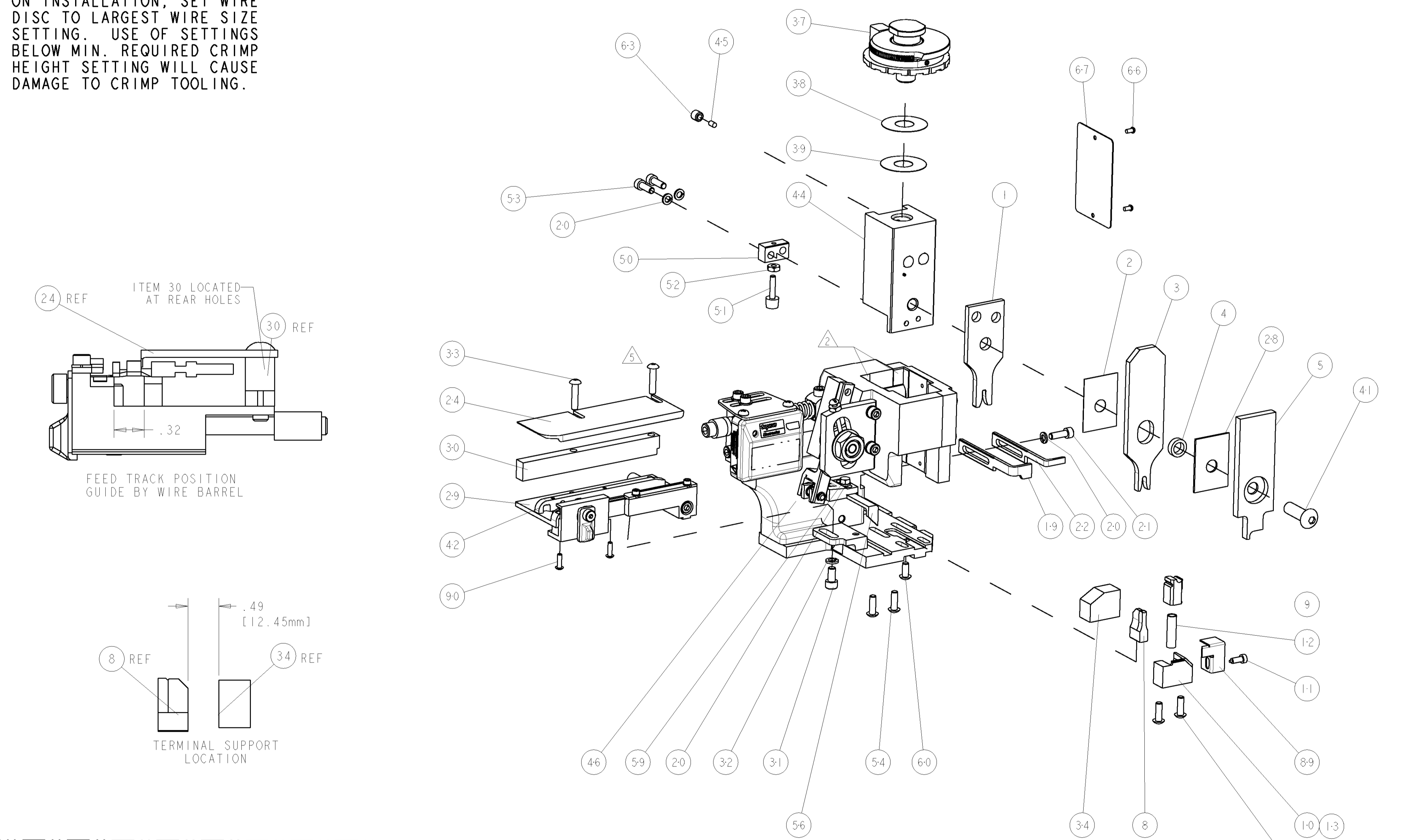
PART NUMBER	REV	FIRST USED	POWER UNIT	FEED TYPE	DESCRIPTION
1855363-1	A	122500-1	LEADMAKER	POST FEED	CUTS CARRIER
1855363-2	A	565435-5	BENCH MODEL K	PRE FEED	CUTS CARRIER
1855363-3	A	354500-1	BENCH MODEL G	PRE FEED	CUTS CARRIER
1855363-6	A	122500-1	LEADMAKER	POST FEED	CONTINUOUS CARRIER
7-1855363-7	A	-	-	-	SPARE PARTS



TE PN		MANF PN	YAZAKI TERMINAL - YAZAKI CRIMP SPECS		REF SETTING
1949595	451411-13-027	7113-2346	CRIMP HEIGHT	WIRE SIZE	B8
-	-	-	1.75mm+ .05/- .05 [.069+ .002/- .002]	2.5mm2	C7
-	-	-	1.65mm+ .05/- .05 [.065+ .002/- .002]	14AWG	DO
-	-	-	1.60mm+ .05/- .05 [.063+ .002/- .002]	1.5mm2	-
-	-	-	CRIMP	SIZE	RANGE
-	-	-	WIRE	2.36mm [.093]	F
-	-	-	INSUL	3.25mm [.128]	O
WIRE STRIP LENGTH	TERM APPL SPEC	FEED	APPLICATOR INSTRUCTIONS		SET UP GAGE
4.763-5.144	NONE	13.208	408-8040		458637-1

- △ RECOMMENDED SPARE PARTS
- △ GREASE LIGHTLY
- △ GUARD MUST BE IN PLACE WHEN OPERATING APPLICATOR IN A BENCH MACHINE
- △ YAZAKI RECOMMENDED WIRES SIZES FOR THIS TERMINAL ARE 1.5mm AND 2.5mm. 14AWG WIRE DOES NOT APPEAR ON YAZAKI SPEC TYCO ELECTRONICS CALCULATED CRIMP HEIGHT
- △ CUT TO LENGTH AT ASSEMBLY

*** WARNING**
ON INSTALLATION, SET WIRE DISC TO LARGEST WIRE SIZE SETTING. USE OF SETTINGS BELOW MIN. REQUIRED CRIMP HEIGHT SETTING WILL CAUSE DAMAGE TO CRIMP TOOLING.



QTY	REF	DESCRIPTION	ITEM NO
-	-	455749-1 GUARD WINDOW	116
-	REF	679532-1 INSERT, GUARD	115
-	1	1-21002-7 SCR, BTN SKT HD CAP 6-32 X .375	91
-	2	1-21002-4 SCR, BTN SKT HD CAP 4-40 X .375	90
-	1	318563-1 GUARD, FRONT CHIP	89
-	1	4088040 SF APPL INST 408-8040	72
-	1	217238-1 GENERAL INSTRUCTION PKG	71
-	1	461264-5 PLATE, IDENTIFICATION	67
-	2	21017-2 SCREW, DRIVE	66
-	1	21009-2 SCR, SET, SELF LOCKING 1/4-20 X .250	63
-	1	22733-8 SCR, BHSC, SELF-LOCKING, 8-32 X .375	60
-	1	2-22603-0 SCR, HEX HD CAP 8-32 X .312	59
-	1	458537-2 PAWL, FEED	56
-	4	2-21002-2 SCR, BTN SKT HD CAP 8-32 X .500	54
-	2	2-21000-7 SCR, SKT HD CAP 8-32 X .500	53
-	1	21018-5 NUT, HEX, REG 6-32	52
-	1	811242-2 BUMPER, HOLD DOWN	51
-	1	690753-1 SPACER, TONKER	50
-	-	690602-6 CAM, PRE FEED, 1 5/8	49
-	-	690602-5 CAM, PRE FEED, 1 1/8	48
-	-	690501-4 CAM, POST FEED, 1 5/8	47
-	1	459456-1 APPL. BASIC SUB ASSY (SIDE WISE MOCA)	46
-	1	690191-1 PLUG, NYLON	45
-	1	455673-1 RAM, SIDE FEED	44
-	1	189807-3 FENCE	42
-	1	7-21002-9 SCR, BTN SKT HD CAP 5/16-24 X 1.00	41
-	1	690125-1 SHIM SUB-ASSY	39
-	1	469367-1 SHIM	38
-	1	879103-3 FINE ADJUST HEAD ASSEMBLY	37
-	1	3-690786-3 TERMINAL SUPPORT	34
-	2	2-21002-4 SCR, BTN SKT HD CAP 8-32 X .750	33
-	1	21024-5 WASHER, SPRG LOCK, REG NO 10	32
-	1	3-21000-4 SCR, SKT HD CAP 10-32 X .375	31
-	1	1320908-8 SPACER, STRIP GUIDE	30
-	1	1633091-7 ASSEMBLY, STRIP GUIDE	29
-	1	1-455888-0 SPACER, CRIMPER	28
-	1	1320928-5 PLATE, STRIP GUIDE	24
-	1	690472-2 STRIPPER	22
-	1	2-21000-7 SCR, SKT HD CAP 8-32 X .500	21
-	4	21024-4 WASHER, SPRG LOCK, REG NO 8	20
-	1	691353-1 STRIPPER	19
-	1	679625-1 SHEAR HOLDER, FRONT (NO CUT)	13
-	1	3-22280-3 SPRING, COMPRESSION	12
-	1	1-690461-7 STOP, SHEAR	11
-	1	690459-1 SHEAR HOLDER, FRONT	10
-	1	462006-1 FLOATING SHEAR, FRONT	9
-	1	5-1633535-6 ANVIL, COMBINATION	8
-	-	-	7
-	-	-	6
-	1	2-455889-0 DEPRESSOR, SHEAR	5
-	1	1-238011-9 BLOCK, CRIMPER SPACER	4
-	1	1633589-9 CRIMPER, INSUL O	3
-	1	455888-2 SPACER, CRIMPER	2
-	1	6-1673600-3 CRIMPER, WIRE	1

DATE: 02 JAN 2008	DRN: C. REICHEL/DEFFER	TYCO ELECTRONICS
CHK: T. ELBIN	02 JAN 2008	Tyco Electronics Harrisburg, PA 17105-3608
APVD: N. DEMING	02 JAN 2008	NAME: FINE ADJUST SIDE FEED HDM APPLICATOR
DIMENSIONS: INCHES	TOLERANCES UNLESS OTHERWISE SPECIFIED:	PRODUCT SPEC: -
0 PLC ± .01	1 PLC ± .01	APPLICATION SPEC: -
2 PLC ± .005	3 PLC ± .001	SIZE: A1
4 PLC ± .0001	ANGLES ± .0001	CAGE CODE: 00779
MATERIAL: -	FINISH: -	DRAWING NO: C=1855363
WEIGHT: -	CUSTOMER DRAWING: -	SCALE: 3:5
SHEET 1 OF 1		REV A1

CUSTOMER VIEWABLE ASSEMBLY